



Monthly Investment Update:
Volume 10, Issue 04
July, 2017

invest CARE GROUP

EMPLOYEE RETIREMENT SOLUTIONS FROM SBI LIFE INSURANCE CO. LTD.

GROUP RETIREMENT SOLUTIONS

SBI Life Group Retirement Solutions offer an integrated basket of employee benefit plans catering to both statutory as well as voluntary needs of the employers. The two funds we currently offer in our Group Retirement Portfolio are:

1) Traditional Fund

This fund is available in the following products: SBI Life-CapAssure Gratuity, SBI Life-CapAssure Superannuation, SBI Life-CapAssure Leave Encashment, SBI Life-CapAssure and an umbrella offering under the brand name of SBI Life-CapAssure Gold. SBI Life-CapAssure Gold helps fund management for Defined Benefit Scheme, Defined Contribution Scheme or any combination of the two. The investment objective of this Fund is capital protection and to provide optimal returns to the policyholders on a consistent basis within a reasonable risk framework.

2) Unit Linked Fund

This fund is available under the Product SBI Life - Kalyan ULIP Plus. SBI Life - Kalyan ULIP Plus is a one-stop solution to cater to the fund management needs of any Corporate in the form of Defined Benefit Scheme, Defined Contribution Scheme or 'combination of the two'.

The Group Debt Plus Fund, Group Growth Plus Fund, Group Balance Plus Fund, Group Short-Term Plus fund, Guarantee Plus fund, Group Debt Plus fund II, Group Balance plus Fund II, Group Growth plus fund II & Group Short term plus fund II under SBI Life - Kalyan ULIP Plus cater to different risk appetites, while aiming to generate the best in class returns.

Group Retirement Investment Strategy

The investment strategy is to invest primarily in Fixed Income Securities such as Government Securities, corporate debt and short term instruments and a portion of the corpus in equities with higher equity exposure for the Unit Linked product.

Investments are made in top quality corporate debt and prime importance is given to duration management with a view on interest rates. Active management policy is followed for both debt and equity market. The Investment strategy for equity shares is based on the principles that lay emphasis on the concept of sound fundamentals, sustained economic earnings and return on investments. Investment in companies will be with an objective to participate in their business model. The endeavor will be to focus on identification of growth oriented business models, competitive edge, industry structure, earnings margin and quality of management.

IN UNIT LINKED POLICIES, THE INVESTMENT RISK IN INVESTMENT PORTFOLIO IS BORNE BY THE POLICYHOLDER

* Funds under Group Linked Insurance products can be surrendered anytime subject to deduction of applicable surrender charges. Please refer to the terms and conditions of your product for further details.

Group Fund Performance - Snapshot

Funds	Inception Date	AUM as on July 31, 2017 (₹ in Cr)	Bench marks (BM)	Returns in % (Greater than 1 yr : CAGR Returns) **											
				1 yr		2 yrs		3 yrs		4 yrs		5 yrs		Since Inception	
				Fund	BM	Fund	BM	Fund	BM	Fund	BM	Fund	BM	Fund	BM
Group Balance Plus Fund	16-Jul-09	78.70	Nifty 50 (25%) CompBex (75%)	11.10	11.73	10.84	10.37	11.62	10.77	12.84	12.03	12.02	10.91	11.78	9.27
Group Balance Plus Fund II	31-Mar-14	39.49		11.88	11.73	11.10	10.37	NA	NA	NA	NA	NA	NA	11.34	10.66
Group Debt Plus Fund	16-Jul-09	3.10	Nifty 50 (10%) CompBex (90%)	11.56	10.68	10.99	10.57	11.69	10.93	12.13	11.27	11.67	10.15	10.31	8.67
Group Debt Plus Fund II	31-Mar-14	52.27		10.71	10.68	11.02	10.57	11.27	10.93	NA	NA	NA	NA	11.38	11.57
Group Growth Plus Fund	25-Sept-09	30.36	Nifty 50 (45%) CompBex (55%)	13.28	13.11	10.76	10.03	11.76	10.49	14.21	12.96	13.69	11.85	12.87	9.26
Group Growth Plus Fund II	31-Mar-14	1.17		13.57	13.11	10.88	10.04	NA	NA	NA	NA	NA	NA	8.37	7.95
Group Short Term Plus Fund	18-Jul-11	0.0002	CRISIL CompBex	12.38	9.96	11.87	10.68	12.16	11.01	11.64	8.87	10.74	9.62	10.21	9.42
Group Short Term Plus Fund II	31-Mar-14	1.93		13.90	9.96	12.22	10.68	NA	NA	NA	NA	NA	NA	11.11	9.93
Guarantee Plus GPF_100710_10 Fund	30-Jul-10	21.43	NA	7.67	NA	8.63	NA	9.32	NA	9.32	NA	8.73	NA	7.89	NA

** Past performance of any of the funds above is not indicative of their future prospects or returns

Group Debt Plus Fund (SFIN - ULGF003160709GRPDBT+FND111)
INVESTMENT OBJECTIVE

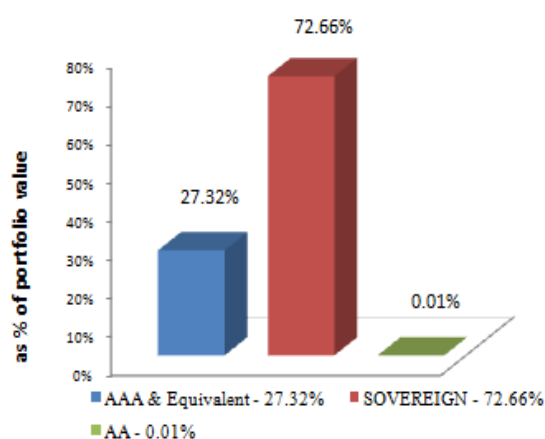
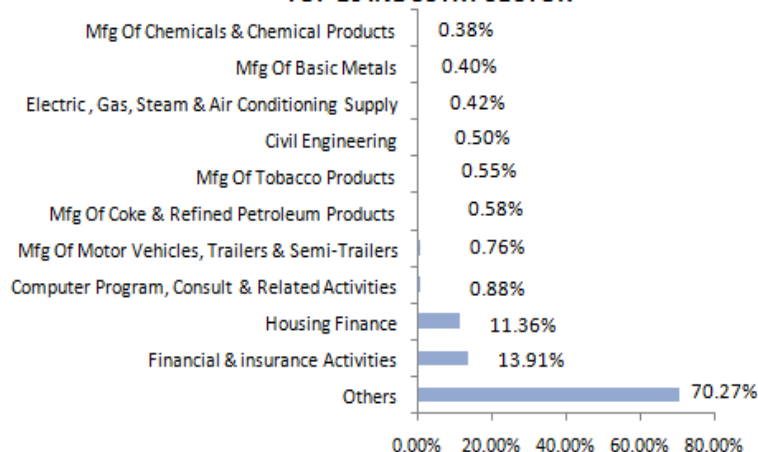
To provide an accumulation of income through substantial investment in the fixed income instrument.

Assets Mix (In %)	Min	Max	Actual (%)	AUM (In Crs)
Equity	0	20	9.66	0.30
Debt	40	100	78.50	2.43
Money Market	0	40	11.84	0.37
TOTAL			100.00	3.10

Fund Description

Fund Manager Name	Vaibhav Goyal / Raghavan MJ		
No of funds managed by fund Manager	Equity	Debt	Balanced
	0	10	14
Launch Date	16-Jul-09		
Risk Profile	Low		
Benchmark	Nifty 50 (10%) CompBex (90%)		
NAV as on 31-July-17	22.0334		
Modified Duration	5.15		

This fund option is available under SBI Life - Kalyan ULIP Plus (UIN:111L079V01) (withdrawn product) & SBI Life - Kalyan ULIP (UIN:111L052V01) (withdrawn product)

DEBT RATING PROFILE

TOP 10 INDUSTRY SECTOR

GOVT. SECURITIES

Security Name	% of total portfolio
7.72% GOI CG 25-05-2025	25.45%
7.92% MADHYA PRADESH SDL 22-03-2024 UDAY	9.97%
6.79% GOI CG 26-12-2029	8.08%
8.24% GOI CG 10-11-2033	7.14%
7.75% PFC B & D 22-03-2027 164	3.36%
6.62% GOI CG 28-11-2051	3.03%

CORPORATE DEBT

Security Name	% of total portfolio
5.50% DHFL B & D 24-09-2023 XII	4.63%
8.65% LIC HOUSING FIN B & D 29-09-2020 270	3.38%
8.50% IRFC B & D 22-06-2020	3.37%
8.70% PFC B & D 14-05-2020 65.II	3.36%
7.83% IRFC B & D 21-03-2027 118	3.35%
8.60% LIC HOUSING FIN B & D 28-12-2020 291 OPT I	3.35%
8.49% NTPC B & D 25-03-2025	0.01%
9.30% BLUE DART EXPRESS LIMITED B & D 20-11-201	0.01%
9.40% BLUE DART EXPRESS LIMITED B & D 20-11-201	0.00%
9.50% BLUE DART EXPRESS LIMITED B & D 20-11-201	0.00%

EQUITY

Security Name	% of total portfolio
HDFC BANK LTD.	0.98%
INFOSYS LIMITED	0.64%
HOUSING DEVELOPMENT FINANCE CORPN.	0.61%
ITC LTD.	0.55%
ICICI BANK LTD.	0.52%
RELIANCE INDUSTRIES LTD.	0.46%
TATA MOTORS LTD.	0.43%
INDUS IND BANK LTD.	0.38%
AXIS BANK LTD.	0.36%
LARSEN & TOUBRO LTD.	0.35%

Asset Category	Actual %	(₹ In crs)
Money Market Instruments	11.84%	0.37

FUND PERFORMANCE*

Returns	1 Mth	6 Mths	1 yr	2 yrs	3 yrs	Since Inception
Group Debt Plus Fund	1.46%	4.53%	11.56%	10.99%	11.69%	10.31%
Benchmark	1.46%	4.74%	10.68%	10.57%	10.93%	8.67%

- *i) Returns less than or equal to one year are absolute returns. Returns greater than a year are in terms of Compound Annual Growth Rate (CAGR) is expressed as a percentage rounded to the nearest 0.1%.
 ii) Past performance of any of the funds is not indicative of their future prospects or returns

Group Growth Plus Fund (SFIN - ULGF005250909GRPGRT+FND111)
INVESTMENT OBJECTIVE

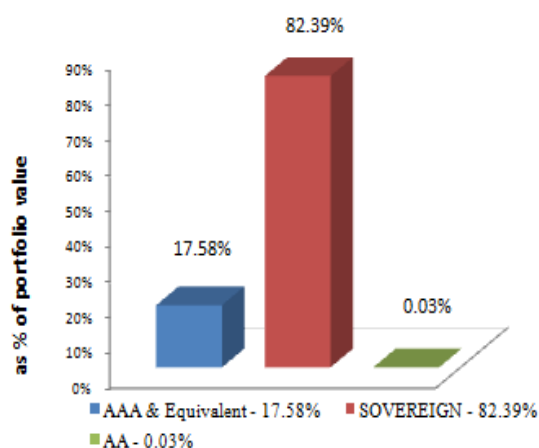
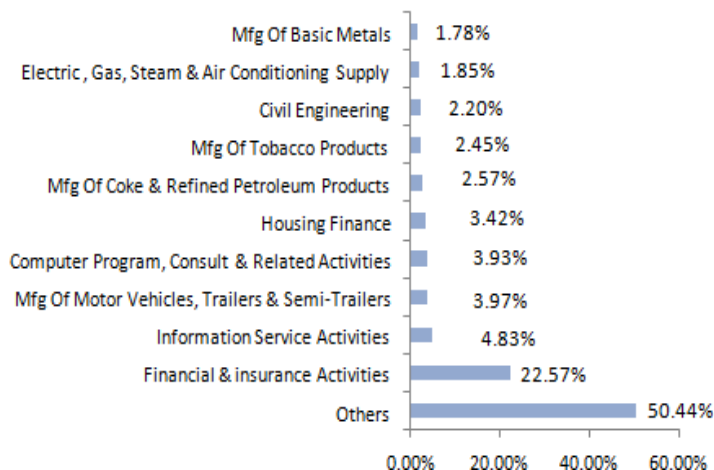
To provide long term capital appreciation through investment primarily in equity & equity related instrument.

Assets Mix (In %)	Min	Max	Actual (%)	AUM (In Crs)
Equity	35	60	48.35	14.68
Debt	25	65	48.95	14.86
Money Market	0	40	2.70	0.82
TOTAL			100.00	30.36

Fund Description

Fund Manager Name	Vaibhav Goyal / Raghavan MJ		
No of funds managed by fund Manager	Equity	Debt	Balanced
	0	10	14
Launch Date	25-Sept-09		
Risk Profile	High		
Benchmark	Nifty 50 (45%) CompBex (55%)		
NAV as on 31-July-17	25.8891		
Modified Duration	5.46		

This fund option is available under SBI Life - Kalyan ULIP Plus (UIN:111L079V01) (withdrawn product) & SBI Life - Kalyan ULIP (UIN:111L052V01) (withdrawn product)

DEBT RATING PROFILE

TOP 10 INDUSTRY SECTOR

GOVT. SECURITIES

Security Name	% of total portfolio
8.83% GOI CG 25-11-2023	10.91%
6.79% GOI CG 26-12-2029	6.60%
7.16% GOI CG 20-05-2023	5.05%
7.72% GOI CG 25-05-2025	4.51%
8.40% GOI CG 28-07-2024	3.57%
8.60% TAMIL NADU SDL 06-03-2023	3.51%
6.62% GOI CG 28-11-2051	2.79%
7.75% PFC B & D 22-03-2027 164	1.72%
7.92% MADHYA PRADESH SDL 22-03-2024 UDAY	1.70%

CORPORATE DEBT

Security Name	% of total portfolio
8.75% HDFC B & D 13-01-2020 N-002	3.42%
7.83% IRFC B & D 21-03-2027 118	3.42%
8.27% REC B & D 06-02-2025 130	1.73%
8.49% NTPC B & D 25-03-2025	0.03%
9.30% BLUE DART EXPRESS LIMITED B & D 20-11-201	0.01%
9.40% BLUE DART EXPRESS LIMITED B & D 20-11-201	0.00%
9.50% BLUE DART EXPRESS LIMITED B & D 20-11-201	0.00%

EQUITY

Security Name	% of total portfolio
HDFC BANK LTD.	4.42%
ZEE ENTERTAINMENT ENTERPRISES LTD. (PREFERENCE S	4.38%
INFOSYS LIMITED	2.87%
HOUSING DEVELOPMENT FINANCE CORPN.	2.79%
ITC LTD.	2.45%
ICICI BANK LTD.	2.33%
RELIANCE INDUSTRIES LTD.	2.02%
TATA MOTORS LTD.	1.93%
INDUS IND BANK LTD.	1.70%
LARSEN & TOUBRO LTD.	1.56%

Asset Category	Actual %	(₹ In crs)
Money Market Instruments	2.70%	0.82

FUND PERFORMANCE*

Returns	1 Mth	6 Mths	1 yr	2 yrs	3 yrs	Since Inception
Group Growth Plus Fund	3.22%	10.44%	13.28%	10.76%	11.76%	12.87%
Benchmark	3.15%	9.65%	13.11%	10.03%	10.49%	9.26%

- *i) Returns less than or equal to one year are absolute returns. Returns greater than a year are in terms of Compound Annual Growth Rate (CAGR) is expressed as a percentage rounded to the nearest 0.1%.
 ii) Past performance of any of the funds is not indicative of their future prospects or returns

Group Balance Plus Fund (SFIN - ULGF-002160709GRPBAL+FND111)
INVESTMENT OBJECTIVE

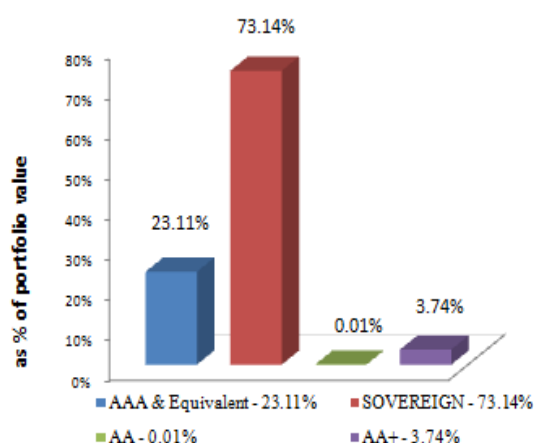
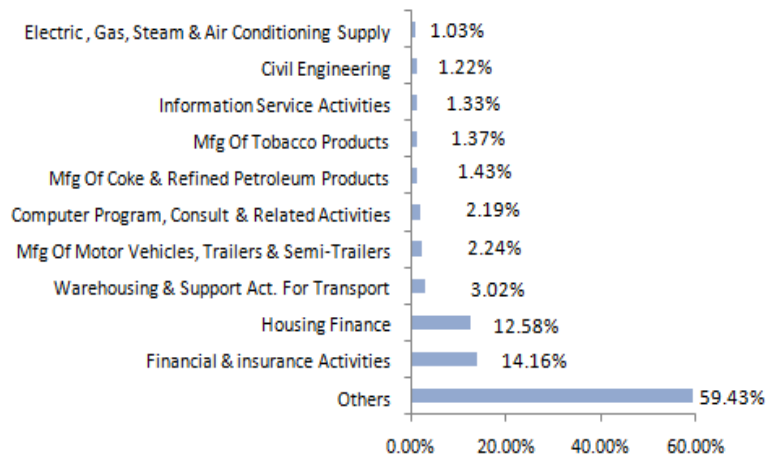
To provide a balance between long term capital appreciation and current income through a blend of investment in equity/ equity related instruments and fixed income instruments.

Assets Mix (In %)	Min	Max	Actual	AUM (In Crs)
Equity	20	35	26.36	20.75
Debt	40	80	70.67	55.61
Money Market	0	40	2.97	2.34
TOTAL			100.00	78.70

Fund Description

Fund Manager Name	Vaibhav Goyal / Raghavan MJ		
No of funds managed by fund Manager	Equity	Debt	Balanced
	0	10	14
Launch Date	16-Jul-09		
Risk Profile	Medium to High		
Benchmark	Nifty 50 (25%) CompBex (75%)		
NAV as on 31-July-17	24.5051		
Modified Duration	5.08		

This fund option is available under SBI Life - Kalyan ULIP Plus (UIN:111L079V01) (withdrawn product)& SBI Life - Kalyan ULIP (UIN:111L052V01) (withdrawn product)

DEBT RATING PROFILE

TOP 10 INDUSTRY SECTOR

GOVT. SECURITIES

Security Name	% of total portfolio
8.83% GOI CG 25-11-2023	15.42%
7.72% GOI CG 25-05-2025	8.02%
8.40% GOI CG 28-07-2024	7.92%
9.20% GOI CG 30-09-2030	5.22%
7.16% GOI CG 20-05-2023	3.89%
6.62% GOI CG 28-11-2051	3.70%
8.60% TAMIL NADU SDL 06-03-2023	2.71%
7.80% GOI CG 11-04-2021	1.32%
7.92% MADHYA PRADESH SDL 22-03-2024 UDAY	1.31%
6.79% GOI CG 26-12-2029	1.27%

CORPORATE DEBT

Security Name	% of total portfolio
5.50% DHFL B & D 24-09-2023 XII	7.30%
8.75% HDFC B & D 13-01-2020 N-002	5.28%
8.27% REC B & D 06-02-2025 130	2.68%
9.05% PETRONET LNG LIMITED B & D 28-10-2019 II	2.64%
9.90% TATA SONS B & D 20-03-2019	1.06%
8.49% NTPC B & D 25-03-2025	0.01%
9.30% BLUE DART EXPRESS LIMITED B & D 20-11-2011	0.00%
9.40% BLUE DART EXPRESS LIMITED B & D 20-11-2011	0.00%
9.50% BLUE DART EXPRESS LIMITED B & D 20-11-2011	0.00%

EQUITY

Security Name	% of total portfolio
HDFC BANK LTD.	2.43%
INFOSYS LIMITED	1.60%
HOUSING DEVELOPMENT FINANCE CORPN.	1.48%
ITC LTD.	1.37%
ICICI BANK LTD.	1.30%
RELIANCE INDUSTRIES LTD.	1.12%
ZEE ENTERTAINMENT ENTERPRISES LTD. (PREFERENCE S	1.08%
TATA MOTORS LTD.	1.07%
INDUS IND BANK LTD.	0.95%
IDFC BANK LIMITED	0.92%

Asset Category	Actual %	(₹ In crs)
Money Market Instruments	2.97%	2.34

FUND PERFORMANCE*

Returns	1 Mth	6 Mths	1 yr	2 yrs	3 yrs	Since Inception
Group Balance Plus Fund	2.01%	6.83%	11.10%	10.84%	11.62%	11.78%
Benchmark	2.18%	6.82%	11.73%	10.37%	10.77%	9.27%

- *i) Returns less than or equal to one year are absolute returns. Returns greater than a year are in terms of Compound Annual Growth Rate (CAGR) is expressed as a percentage rounded to the nearest 0.1%.
 ii) Past performance of any of the funds is not indicative of their future prospects or returns

Guarantee Plus Fund (SFIN - ULGF006300710GRGUNT+FND111)

INVESTMENT OBJECTIVE

The Guarantee Plus Fund[^] is segregated (by tranche i.e. 'GPF_DDMMYY_Duration'), close ended fund, carries a guarantee over a pre-specified fixed period. It aims to guarantee fixed return by investing in fixed income securities (debt instruments, money market instruments & cash) with maturities close to the maturity date of the fund. The investment would generally follow 'Buy and Hold' strategy with some exceptions depending upon the market situation. To provide fixed returns through low risk investment with no exposure in the equity market.

Assets Mix (In %)	Min	Max	Actual (%)	AUM (In Crs)
Debt	0	100	88.33	18.93
Money Market	0	100	11.67	2.50
TOTAL			100.00	21.43

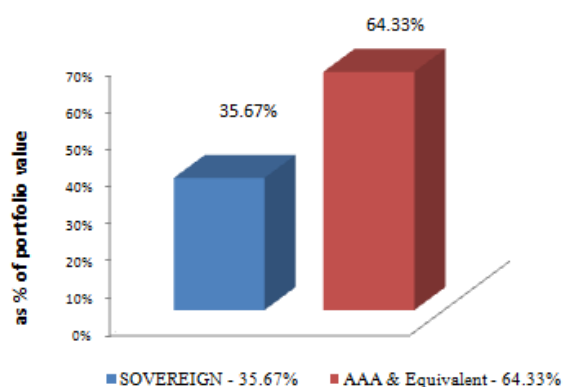
Fund Description

Fund Manager Name	Raghavan MJ		
No of funds managed by fund Manager	Equity	Debt	Balanced
	0	10	8
Launch Date	30-Jul-10		
Risk Profile	Low		
Benchmark	NA		
NAV as on 31-July-17	17.0306		
Modified Duration	2.53		

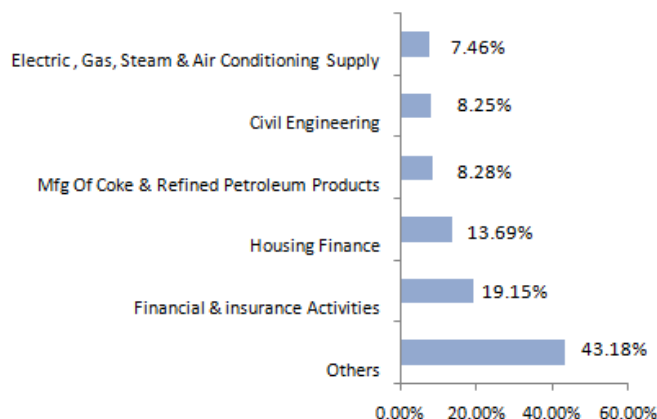
This fund option is available under SBI Life- Kalyan ULIP Plus (UIN:111L079V01) (withdrawn product) & SBI Life- Kalyan ULIP (UIN:111L052V01) (withdrawn product)

The Guarantee plus Fund will mature on the specified date at pre-specified NAV or the actual NAV at the time of maturity of the fund, whichever is higher. However, entire amount invested in the fund can be redeemed before sub-fund maturity at then prevailing NAV and no guarantee will apply on the redeemed amount.

DEBT RATING PROFILE



TOP 10 INDUSTRY SECTOR



GOVT. SECURITIES

Security Name	% of total portfolio
8.17% WEST BANGAL SDL 07-07-2020	19.62%
9.39% GUJRAT SDL 20-11-2023	7.00%
8.48% ORISSA SDL 24-02-2021	4.83%
7.80% GOI CG 03-05-2020	0.05%

CORPORATE DEBT

Security Name	% of total portfolio
8.90% LIC HOUSING FIN B & D 10-08-2020	8.81%
8.50% IRFC B & D 22-06-2020	8.76%
8.75% RIL B & D 07-05-2020	8.28%
8.70% PFC B & D 14-05-2020 65.11	8.27%
8.40% L&T B & D 24-09-2020	8.25%
8.64% PGC B & D 08-07-2023 J	7.46%
8.79% HDFC B & D 21-07-2020	4.88%
0.00% NABARD B & D 01/02/2019	1.69%
0.00% NABARD B & D 01/01/2019	0.42%

Asset Category	Actual %	(₹ In crs)
Money Market Instruments	11.67%	2.50

FUND PERFORMANCE*

Returns	1 Mth	6 Mths	1 yr	2 yrs	3 yrs	Since Inception
Guarantee Plus Fund	0.93%	2.43%	7.67%	8.63%	9.32%	7.89%
Benchmark	NA	NA	NA	NA	NA	NA

- *i) Returns less than or equal to one year are absolute returns. Returns greater than a year are in terms of Compound Annual Growth Rate (CAGR) is expressed as a percentage rounded to the nearest 0.1%.
 ii) Past performance of any of the funds is not indicative of their future prospects or returns

Group Short Term Plus Fund (SFIN - ULGF007180711GRPSHT+FND111)
INVESTMENT OBJECTIVE

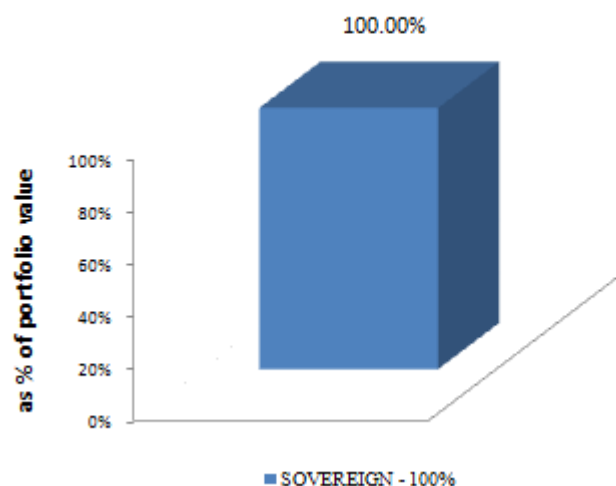
To provide suitable returns through low risk investment with no exposure in the equity market.

Assets Mix (In %)	Min	Max	Actual (%)	AUM (In Crs)
Debt	25	100	79.25	0.00016
Money Market	0	75	20.75	0.00004
TOTAL			100.00	0.00020

Fund Description

Fund Manager Name	Raghavan MJ		
No of funds managed by fund Manager	Equity	Debt	Balanced
	0	10	8
Launch Date	17-Jul-11		
Risk Profile	Low		
Benchmark	Crisil CompBex		
NAV as on 31-July-17	17.9987		
Modified Duration	4.78		

This fund option is available under SBI Life - Kalyan ULIP Plus (UIN:111L079V01) (withdrawn product) & SBI Life - Kalyan ULIP (UIN:111L052V01) (withdrawn product)

DEBT RATING PROFILE

GOVT. SECURITIES

Security Name	% of total portfolio
7.59% GOI CG 11-01-2026	79.25%

Asset Category	Actual %	(₹ In crs)
Money Market Instruments	20.75%	0.00004

FUND PERFORMANCE*

Returns	1 Mth	6 Mths	1 yr	2 yrs	3 yrs	Since Inception
Group Short Term Plus Fund	0.71%	5.30%	12.38%	11.87%	12.16%	10.21%
Benchmark	0.98%	3.37%	9.96%	10.68%	11.01%	9.42%

*i) Returns less than or equal to one year are absolute returns. Returns greater than a year are in terms of Compound Annual Growth Rate (CAGR) is expressed as a percentage rounded to the nearest 0.1%.

ii) Past performance of any of the funds is not indicative of their future prospects or returns

Group Debt Plus Fund II (SFIN - ULGF011200913GRDBT+FND2111)
INVESTMENT OBJECTIVE

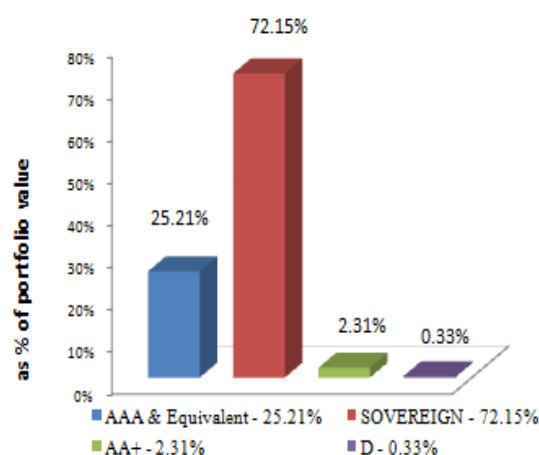
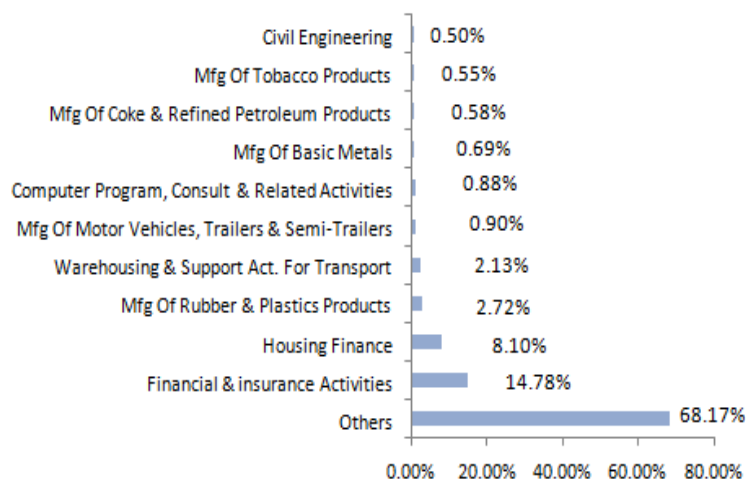
To provide an accumulation of income through substantial investment in the fixed income instrument.

Assets Mix (In %)	Min	Max	Actual (%)	AUM (In Crs)
Equity	0	20	9.83	5.14
Debt	40	100	82.53	43.14
Money Market	0	40	7.64	3.99
TOTAL			100.00	52.27

Fund Description

Fund Manager Name	Vaibhav Goyal / Raghavan MJ		
No of funds managed by fund Manager	Equity	Debt	Balanced
	0	10	14
Launch Date	31-Mar-14		
Risk Profile	Low to Medium		
Benchmark	Nifty 50 (10%) CompBex (90%)		
NAV as on 31-July-17	14.3332		
Modified Duration	5.43		

This fund option is available under SBI Life - Kalyan ULIP plus (UIN – 111L079V02)

DEBT RATING PROFILE

TOP 10 INDUSTRY SECTOR

GOVT. SECURITIES

Security Name	% of total portfolio
7.88% GOI CG 19-03-2030	11.70%
7.72% GOI CG 25-05-2025	8.05%
7.75% PFC B & D 22-03-2027 164	5.78%
6.79% GOI CG 26-12-2029	4.89%
8.40% GOI CG 28-07-2024	4.66%
7.92% MADHYA PRADESH SDL 22-03-2024 UDAY	4.14%
8.39% RAJASTHAN SDL 15-03-2024 UDAY	4.03%
9.20% GOI CG 30-09-2030	3.37%
6.62% GOI CG 28-11-2051	3.15%
8.12% GOI CG 10-12-2020	2.41%

CORPORATE DEBT

Security Name	% of total portfolio
7.83% IRFC B & D 21-03-2027 118	4.77%
5.50% DHFL B & D 24-09-2023 XII	4.12%
8.75% HDFC B & D 13-01-2020 N-002	3.98%
9.10% INDIA INFRADEBT LIMITED B & D 20-06-2022	3.11%
8.27% REC B & D 06-02-2025 130	3.02%
10.09% M R F LTD B & D 27-05-2021 III	2.72%
9.05% PETRONET LNG LIMITED B & D 28-10-2019 II	1.99%
9.80% JSPL B & D 29-12-2021	0.29%
8.49% NTPC B & D 25-03-2025	0.00%
9.30% BLUE DART EXPRESS LIMITED B & D 20-11-201	0.00%

EQUITY

Security Name	% of total portfolio
HDFC BANK LTD.	1.00%
INFOSYS LIMITED	0.64%
HOUSING DEVELOPMENT FINANCE CORPN.	0.62%
ITC LTD.	0.55%
ICICI BANK LTD.	0.53%
RELIANCE INDUSTRIES LTD.	0.45%
TATA MOTORS LTD.	0.43%
INDUS IND BANK LTD.	0.38%
AXIS BANK LTD.	0.36%
LARSEN & TOUBRO LTD.	0.35%

Asset Category	Actual %	(₹ In crs)
Money Market Instruments	7.64%	3.99

FUND PERFORMANCE*

Returns	1 Mth	6 Mths	1 yr	2 yrs	3 yrs	Since Inception
Group Debt Plus Fund II	1.41%	4.74%	10.71%	11.02%	11.27%	11.38%
Benchmark	1.46%	4.74%	10.68%	10.57%	10.93%	11.57%

*i) Returns less than or equal to one year are absolute returns. Returns greater than a year are in terms of Compound Annual Growth Rate (CAGR) is expressed as a percentage rounded to the nearest 0.1%.

ii) Past performance of any of the funds is not indicative of their future prospects or returns

Group Balance Plus Fund II (SFIN - ULGF010200913GRBAL+FND2111)
INVESTMENT OBJECTIVE

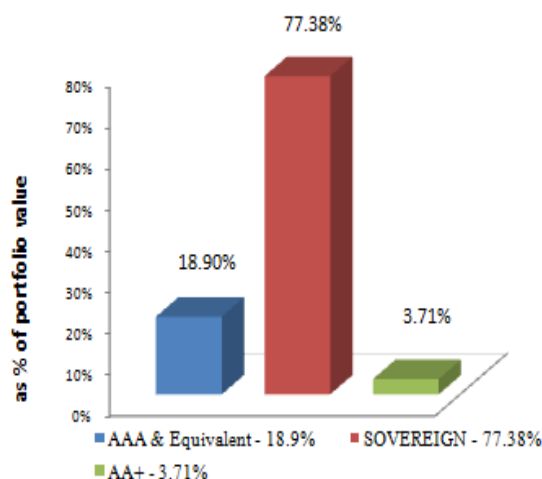
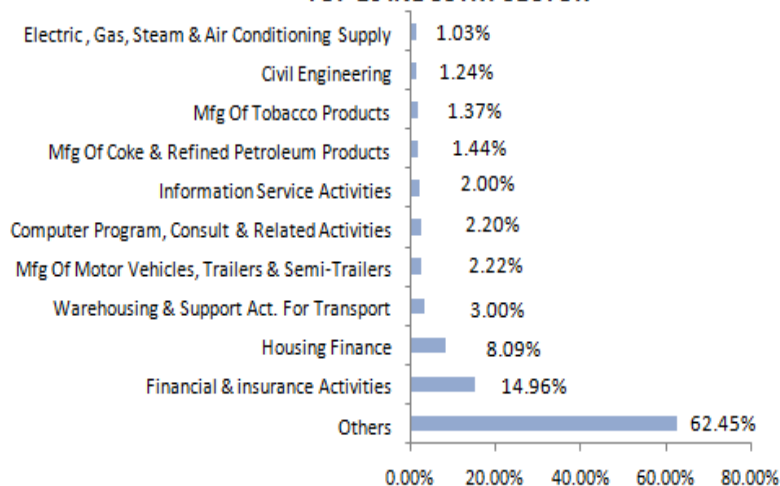
To provide a balance between long term capital appreciation and current income through a blend of investment in equity/ equity related instruments and fixed income instruments.

Assets Mix (In %)	Min	Max	Actual (%)	AUM (In Crs)
Equity	20	35	26.31	10.39
Debt	40	80	70.87	27.99
Money Market	0	40	2.82	1.11
TOTAL			100.00	39.49

Fund Description

Fund Manager Name	Vaibhav Goyal / Raghavan MJ		
No of funds managed by fund Manager	Equity	Debt	Balanced
	0	10	14
Launch Date	14-Oct-14		
Risk Profile	Medium to High		
Benchmark	Nifty 50 (25%) CompBex (75%)		
NAV as on 31-July-17	13.5106		
Modified Duration	5.28		

This fund option is available under SBI Life - Kalyan ULIP Plus (UIN : 111L079V02)

DEBT RATING PROFILE

TOP 10 INDUSTRY SECTOR

GOVT. SECURITIES

Security Name	% of total portfolio
7.72% GOI CG 25-05-2025	13.32%
8.40% GOI CG 28-07-2024	8.92%
8.83% GOI CG 25-11-2023	6.99%
7.92% MADHYA PRADESH SDL 22-03-2024 UDAY	5.22%
6.62% GOI CG 28-11-2051	4.52%
7.80% GOI CG 11-04-2021	3.96%
8.60% TAMIL NADU SDL 06-03-2023	2.70%
8.27% TAMIL NADU SDL 12-08-2025	2.68%
8.39% RAJASTHAN SDL 15-03-2024 UDAY	2.64%
7.75% PFC B & D 22-03-2027 164	2.64%

CORPORATE DEBT

Security Name	% of total portfolio
5.50% DHFL B & D 24-09-2023 XII	5.46%
8.27% REC B & D 06-02-2025 130	2.67%
9.05% PETRONET LNG LIMITED B & D 28-10-2019 II	2.63%
8.75% HDFC B & D 13-01-2020 N-002	2.63%
7.83% IRFC B & D 21-03-2027 118	2.63%
8.49% NTPC B & D 25-03-2025	0.01%
9.30% BLUE DART EXPRESS LIMITED B & D 20-11-201	0.00%
9.40% BLUE DART EXPRESS LIMITED B & D 20-11-201	0.00%
9.50% BLUE DART EXPRESS LIMITED B & D 20-11-201	0.00%

EQUITY

Security Name	% of total portfolio
HDFC BANK LTD.	2.48%
ZEE ENTERTAINMENT ENTERPRISES LTD. (PREFERENCE S	1.75%
INFOSYS LIMITED	1.61%
HOUSING DEVELOPMENT FINANCE CORPN.	1.56%
ITC LTD.	1.37%
ICICI BANK LTD.	1.32%
RELIANCE INDUSTRIES LTD.	1.13%
TATA MOTORS LTD.	1.08%
INDUS IND BANK LTD.	0.96%
AXIS BANK LTD.	0.88%

Asset Category	Actual %	(₹ In crs)
Money Market Instruments	2.82%	1.11

FUND PERFORMANCE*

Returns	1 Mth	6 Mths	1 yr	2 yrs	3 yrs	Since Inception
Group Balance Plus Fund II	2.17%	7.05%	11.88%	11.10%	NA	11.34%
Benchmark	2.18%	6.82%	11.73%	10.37%	NA	10.66%

- *i) Returns less than or equal to one year are absolute returns. Returns greater than a year are in terms of Compound Annual Growth Rate (CAGR) is expressed as a percentage rounded to the nearest 0.1%.
 ii) Past performance of any of the funds is not indicative of their future prospects or returns

Group Growth Plus Fund II (SFIN - ULGF009200913GRGRT+FND2111)
INVESTMENT OBJECTIVE

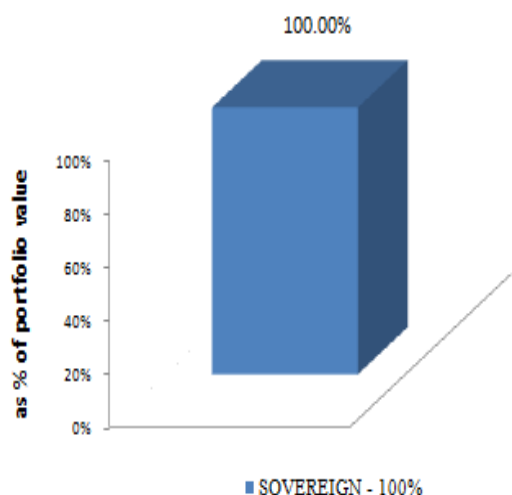
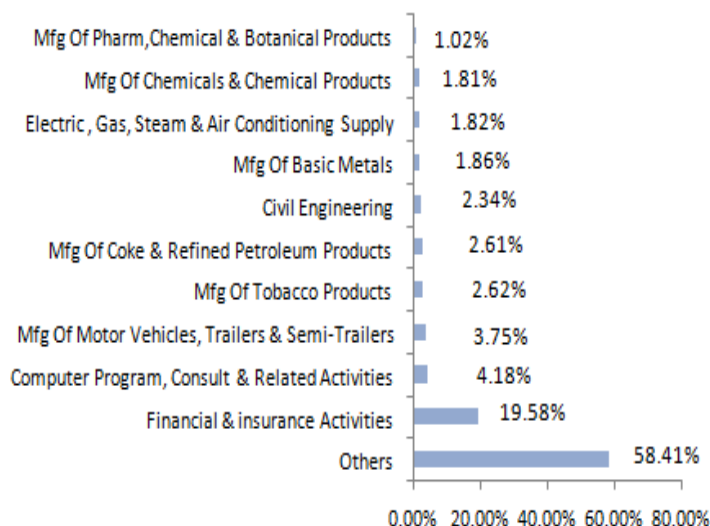
To provide long term capital appreciation through investment primarily in equity & equity related instrument.

Assets Mix (In %)	Min	Max	Actual (%)	AUM (In Crs)
Equity	35	60	46.87	0.55
Debt	25	65	33.89	0.40
Money Market	0	40	19.24	0.22
TOTAL			100.00	1.17

Fund Description

Fund Manager Name	Vaibhav Goyal / Raghavan MJ		
No of funds managed by fund Manager	Equity	Debt	Balanced
	0	10	14
Launch Date	04-Mar-15		
Risk Profile	High		
Benchmark	Nifty 50 (45%) CompBex (55%)		
NAV as on 31-July-17	12.1411		
Modified Duration	4.62		

This fund option is available under SBI Life - Kalyan ULIP Plus (UIN:111L079V02)

DEBT RATING PROFILE

TOP 10 INDUSTRY SECTOR

GOVT. SECURITIES

Security Name	% of total portfolio
7.72% GOI CG 25-05-2025	18.01%
7.92% MADHYA PRADESH SDL 22-03-2024 UDAY	8.82%
8.40% GOI CG 28-07-2024	7.05%

EQUITY

Security Name	% of total portfolio
HDFC BANK LTD.	4.64%
INFOSYS LIMITED	3.08%
HOUSING DEVELOPMENT FINANCE CORPN.	2.76%
ITC LTD.	2.62%
ICICI BANK LTD.	2.34%
TATA MOTORS LTD.	2.07%
RELIANCE INDUSTRIES LTD.	2.05%
IDFC BANK LIMITED	2.01%
INDUS IND BANK LTD.	1.72%
LARSEN & TOUBRO LTD.	1.69%

Asset Category	Actual %	(₹ In crs)
Money Market Instruments	19.24%	0.22

FUND PERFORMANCE*

Returns	1 Mth	6 Mths	1 yr	2 yrs	3 yrs	Since Inception
Group Growth Plus Fund II	2.79%	8.85%	13.57%	10.88%	NA	8.37%
Benchmark	3.15%	9.65%	13.11%	10.04%	NA	7.95%

*i) Returns less than or equal to one year are absolute returns. Returns greater than a year are in terms of Compound Annual Growth Rate (CAGR) is expressed as a percentage rounded to the nearest 0.1%.

ii) Past performance of any of the funds is not indicative of their future prospects or returns

Group Short Term Plus Fund II (SFIN - ULGF013200913GRSHT+FND2111)
INVESTMENT OBJECTIVE

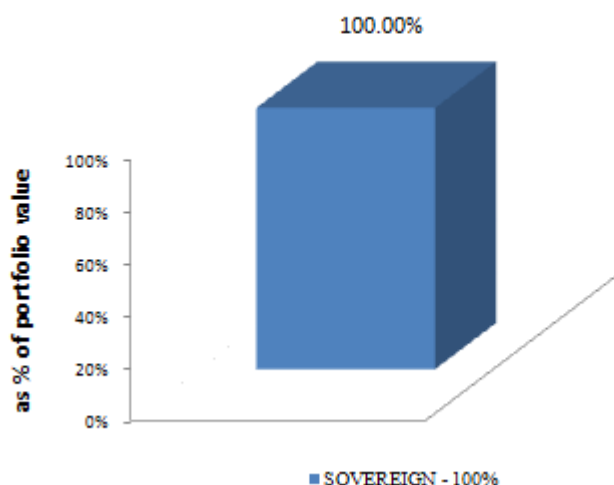
To provide suitable returns through low risk investment with no exposure in the equity market.

Assets Mix (In %)	Min	Max	Actual	AUM (In Crs)
Debt	25	100	72.56	1.40
Money Market	0	75	27.44	0.53
TOTAL			100.00	1.93

Fund Description

Fund Manager Name	Raghavan MJ		
No of funds managed by fund Manager	Equity	Debt	Balanced
	0	10	8
Launch Date	31-Mar-15		
Risk Profile	Low		
Benchmark	Crisil CompBex		
NAV as on 31-July-17	12.7959		
Modified Duration	5.84		

This fund option is available under SBI Life - Kalyan ULIP Plus (UIN : 111L079V02)

DEBT RATING PROFILE

GOVT. SECURITIES

Security Name	% of total portfolio
6.79% GOI CG 26-12-2029	72.56%

Asset Category	Actual %	(₹ In crs)
Money Market Instruments	27.44%	0.53

FUND PERFORMANCE*

Returns	1 Mth	6 Mths	1 yr	2 yrs	3 yrs	Since Inception
Group Short Term Plus Fund II	0.79%	4.49%	13.90%	12.22%	NA	11.11%
Benchmark	0.98%	3.37%	9.96%	10.68%	NA	9.93%

*i) Returns less than or equal to one year are absolute returns. Returns greater than a year are in terms of Compound Annual Growth Rate (CAGR) is expressed as a percentage rounded to the nearest 0.1%.

ii) Past performance of any of the funds is not indicative of their future prospects or returns

SBI Life - Group Retirement Fund – Traditional



INVESTMENT OBJECTIVE:

The investment objective of the Group Retirement Fund is capital protection and to provide optimal return to the policyholders on a consistent basis within a reasonable risk framework.

Date of Portfolio: As on July 31, 2017

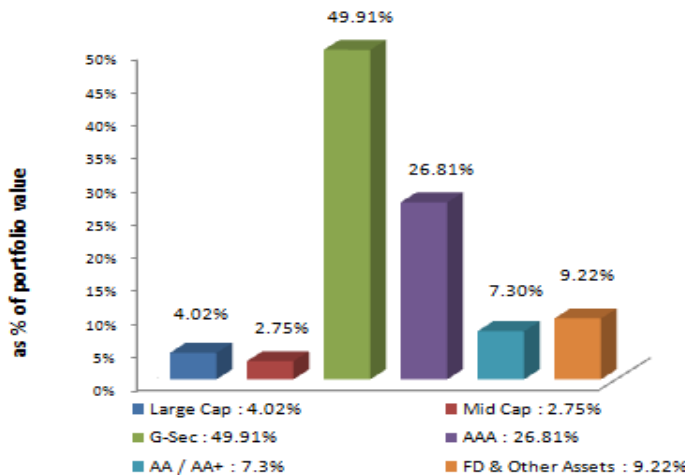
Launch Date: September 2003

FUND DETAILS

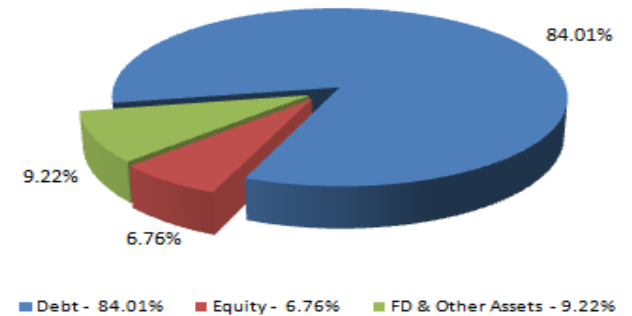
Group Retirement Fund	Yield (p.a.)	
	Min	Max
Financial Year		
FY 2016-17	8.10%	8.60%
FY 2015-16	8.75%	9.10%
FY 2014-15	9.00%	9.50%
FY 2013-14	9.00%	9.50%
FY 2012-13	9.00%	9.50%
FY 2011-12	8.75%	9.60%
FY 2010-11	9.00%	9.60%
FY 2009-10	9.00%	9.60%
FY 2008-09	8.15%	9.25%
FY 2007-08	10.00%	11.00%
FY 2006-07	9.50%	10.20%
FY 2005-06	10.80%	11.80%
FY 2004-05	10.17%	11.17%
FY 2003-04	11.50%	12.50%

Group Retirement Fund
Modified Duration: 4.06

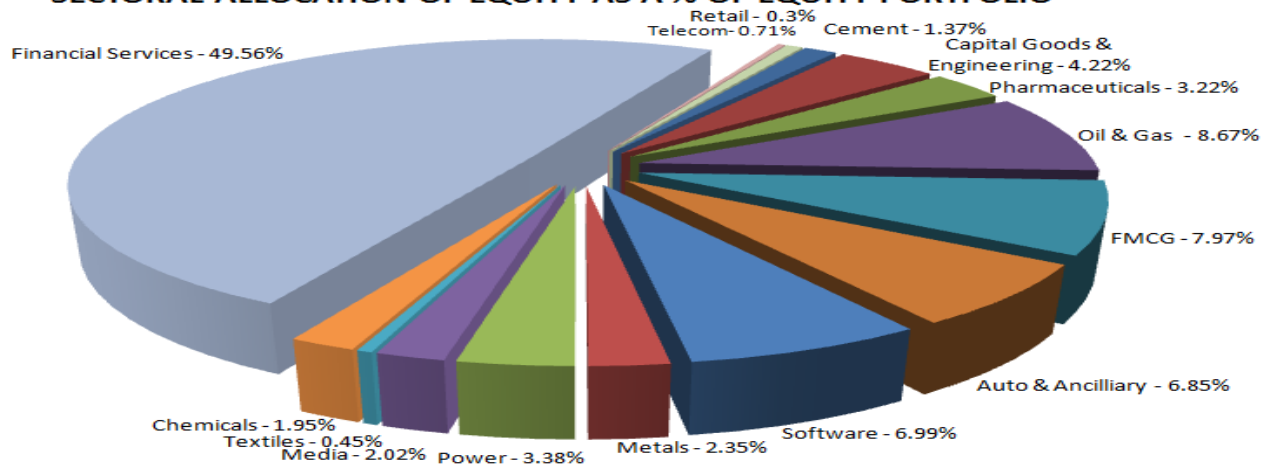
ASSET ALLOCATION



ASSET ALLOCATION



SECTORAL ALLOCATION OF EQUITY AS A % OF EQUITY PORTFOLIO



Past performance of the fund is not indicative of its future prospects or returns

SBI Life – CapAssure Gold Fund – Traditional

SAIN : 111N091V01001



INVESTMENT OBJECTIVE:

The investment objective of the CapAssure Gold Fund is capital protection and to provide optimal return to the policyholders on a consistent basis within a reasonable risk framework.

Date of Portfolio: As on July 31, 2017

Launch Date: October 2013

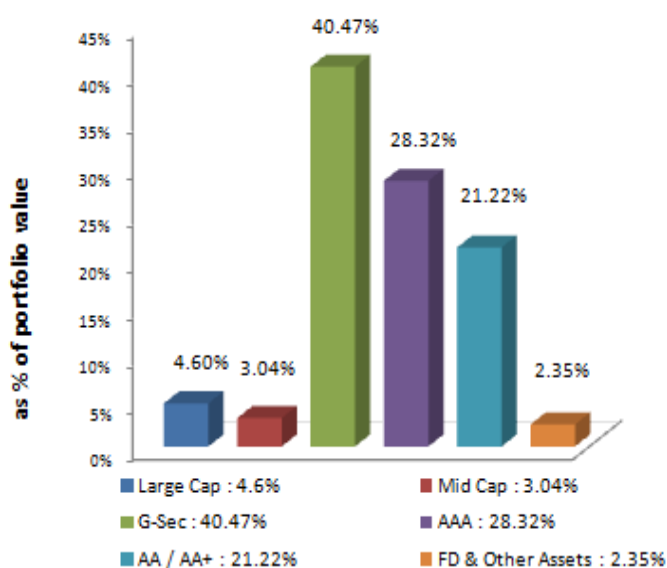
CapAssure Gold Fund

Modified Duration: 3.74

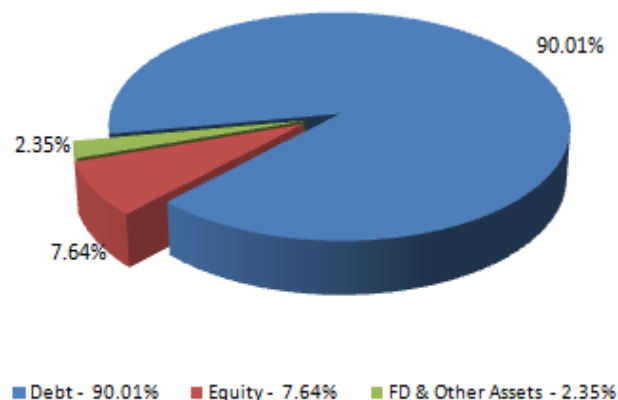
AUM as on July 31, 2017: ₹ 2,673.87 crores

This fund option is available under SBI Life CapAssure Gold (UIN:111N091V01) (withdrawn product)

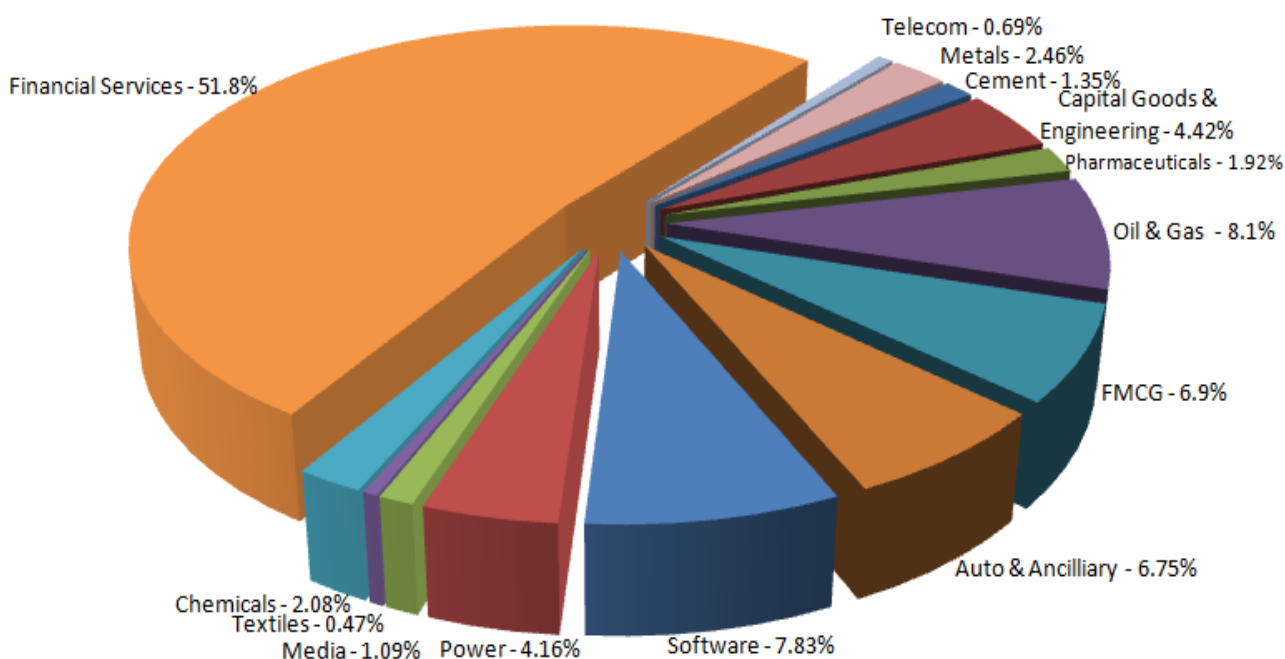
ASSET ALLOCATION



ASSET ALLOCATION



SECTORAL ALLOCATION OF EQUITY AS A % OF EQUITY PORTFOLIO



Past performance of the fund is not indicative of its future prospects or returns

SBI Life – CapAssure Gold Fund II – Traditional

SAIN : 111N091V02004



INVESTMENT OBJECTIVE:

The investment objective of the CapAssure Gold Fund II is capital protection and to provide optimal return to the policyholders on a consistent basis within a reasonable risk framework.

Date of Portfolio: As on July 31, 2017

Launch Date: April 2017

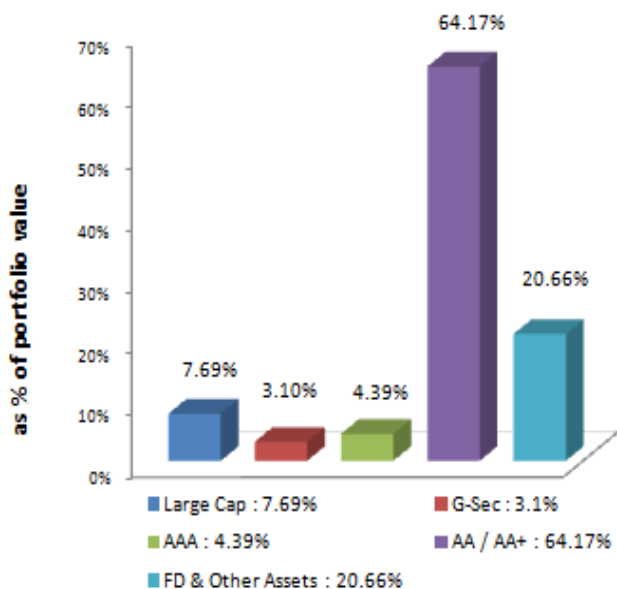
CapAssure Gold Fund II

Modified Duration: 3.72

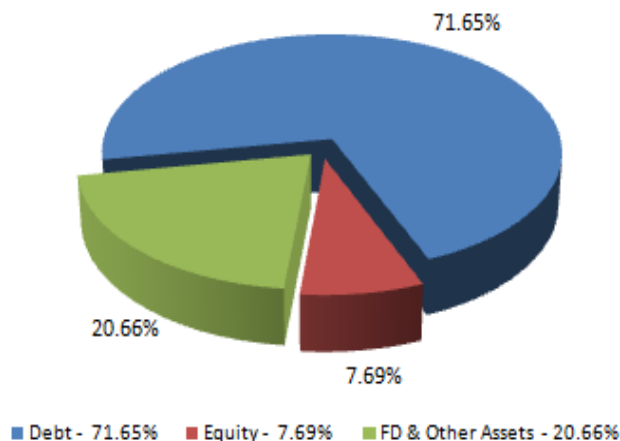
AUM as on July 31, 2017: ₹ 34.31 crores

This fund option is available under SBI Life CapAssure Gold II (UIN:111N091V02)

ASSET ALLOCATION



ASSET ALLOCATION



Risk Factors:

- 1) **IN UNIT LINKED POLICIES, THE INVESTMENT RISK IN INVESTMENT PORTFOLIO IS BORNE BY THE POLICYHOLDER.**
- 2) Unit Linked Life Insurance products are different from the traditional insurance products and are subject to the risk factors
- 3) Premium paid in unit linked policies are subject to investment risks associated with capital markets and NAVs of the units may go up or down based on the performance of fund and factors influencing the capital market and the insured is responsible for his/her decisions.
- 4) SBI Life Insurance Co. Ltd. is only the name of the insurance company and the various products offered are only the names of the unit linked life insurance contract and does not in any way indicate the quality of the contract, its future prospects or returns.
- 5) The various funds offered under SBI Life Unit Linked products are only the names of funds and do not in any way indicate the quality of these funds, their future prospects and returns.
- 6) Please know the associated risks and the applicable charges, from your Insurance agent or the intermediary or policy document of the insurer
- 7) Past Performance of the Fund is not indicative of its future performance or returns.
- 8) Funds under Group Linked Insurance products can be surrendered anytime subject to deduction of applicable surrender charges. Please refer to the terms and conditions of your product for further details.
- 9) "With effect from 1st November 2013, the composition of 'Debt and Money Market Instruments' has been further split in to two separate Asset class 'Debt Instruments' and 'Money Market Instruments' respectively".
- 10) All benefits payable under this policy are subject to tax laws and other fiscal enactments in-effect from time to time, please consult your tax advisor for details.
- 11) In case of Retirement Product*, benefits by way of surrender, complete withdrawal or maturity/vesting will be available in the form of annuities except to the extent of commutation of such benefits as allowed under the prevailing Income Tax rules.

*For Retirement products purchase with effect from January 01, 2014

BEWARE OF SPURIOUS PHONE CALLS AND FICTITIOUS/FRAUDULENT OFFERS**IRDAI clarifies to public that:**

- IRDAI or its officials do not involve in activities like sale of any kind of insurance or financial products nor invest premiums.
- IRDAI does not announce any bonus.

Public receiving such phone calls are requested to lodge a police complaint along with details of phone call, number.

Trade logo displayed above belongs to State Bank of India and is used by SBI Life under license.

To know more about us

Visit us at www.sbilife.co.in or Call Toll Free No. 1800 22 9090 (9.00 a.m. to 9 p.m.)

SBI Life Insurance Co. Ltd.

Corporate Office and Registered Office: "Natraj", M.V Road & Western Express Highway Junction, Andheri (E),
Mumbai-400069

IRDAI Regn. No. 111

For more details on Risk Factors, Terms & Conditions, please read the sales brochure carefully before concluding a sale