SBI Life INSURANCE
With Us, You're Sure

Monthly Investment Update:
Volume 11, Issue 02
May, 2018

invest CARE ULIP

UNIT LINKED PRODUCTS FROM SBI LIFE INSURANCE CO. LTD.

SBI Life has a variety of unit linked products with different funds which gives you flexibility to choose your investment pattern to generate market linked returns according to your risk appetite.

*SBI Life ULIP FUNDS**

Fund Names	Products Invested in Various Funds								
	SBI Life – Smart Power Insurance (UIN: 111L090V01)	SBI Life – Smart Elite (UIN: 111L072V02)	SBI Life – Smart Scholar (UIN: 111L073V02)	SBI Life – Retire Smart (UIN: 111L094V01)	SBI Life – Smart Wealth Builder (UIN: 111L095V01)	SBI Life – Saral Maha Anand (UIN: 111L070V02)	SBI Life – Smart Wealth Assure (UIN: 111L077V02)	SBI Life – eWealth Insurance (UIN: 111L100V01)	SBI Life – Smart Privilege (UIN: 111L107V01)
Equity	✓		✓		✓	✓	✓	✓	✓
Equity Elite II		✓							
Bond	✓	✓	✓		✓	✓	✓	✓	✓
Money Market	✓	✓	✓		✓			✓	
Growth	✓		✓		✓				✓
Balanced	✓	✓	✓		✓	✓			✓
Equity Optimiser	✓		✓		✓				✓
Top 300	✓		✓		✓				✓
Equity Pension II				✓					
Bond Pension II				✓					
Money Market Pension II				✓					
Pure Fund									✓
Midcap Fund									✓

Please note that SBI Life - Smart Performer (UIN:111L068V01), SBI Life - Smart Scholar (UIN:111L073V01), SBI Life - Smart Elite (UIN:111L072V01) & SBI Life - Smart Wealth Assure (UIN:111L077V01) are withdrawn w.e.f. 1 October 2013. Also SBI Life – Unit Plus Super (UIN:111L069V01), SBI Life - Saral Maha Anand (UIN:111L070V01), SBI Life – Smart Horizon (UIN:111L074V01) have been withdrawn w.e.f 1st January 2014. However the funds under the products are still in force.

* The Linked Insurance products do not offer any liquidity during the first five years of the contract. The policyholders will not be able to surrender/ withdraw the monies invested in Linked Insurance Products completely or partially till the end of fifth year.

CIN : L99999MH2000PLC129113 IRDAI Regn. No. 111

SBI Life INSURANCE With Us, You're Sure

Individual Fund Performance – Snapshot

Funds	Inception Date	AUM as on May 31, 2018 (₹ in Cr)	Bench marks (BM)	Returns in % (Greater than 1 yr : CAGR Returns) **											
				1 yr		2 yrs		3 yrs		4 yrs		5 yrs		Since Inception	
				Fund	BM	Fund	BM	Fund	BM	Fund	BM	Fund	BM	Fund	BM
Equity	10-Jan-05	8,962.88	NIFTY 50	9.81	11.59	14.56	14.70	8.91	8.38	12.24	10.39	14.70	12.39	17.57	13.44
Equity Pension	15-Jan-07	623.09		11.11	11.59	16.12	14.70	9.75	8.38	12.66	10.39	15.10	12.39	10.58	8.20
Equity Pension II	03-Jan-14	672.17		10.37	11.59	15.10	14.70	9.48	8.38	12.47	10.39	NA	NA	14.44	13.44
Equity Optimiser	21-Jan-08	1,496.86	Nifty 50 (80%) LiquiFEX (20%)	10.29	10.72	14.36	13.21	9.61	8.30	11.64	9.99	13.33	11.69	9.03	6.20
Equity Optimiser Pension	21-Jan-08	196.37		11.51	10.72	15.33	13.21	10.22	8.30	12.01	9.99	13.57	11.69	9.17	6.20
Equity Elite	25-Feb-08	18.97		12.51	10.72	16.09	13.21	11.12	8.30	13.23	9.99	14.72	11.69	12.12	6.28
Equity Elite Fund II	10-Feb-10	1,713.70		11.31	10.72	14.67	13.21	9.98	8.30	12.28	9.99	13.92	11.69	11.06	10.00
Top 300	07-Jan-10	673.34		12.00	10.72	14.98	13.21	9.87	8.30	11.55	9.99	12.80	11.69	11.11	8.85
Top 300 Pension	18-Jan-10	278.40		11.73	10.72	14.86	13.21	9.78	8.30	11.55	9.99	12.83	11.69	10.66	8.85
Growth	24-Nov-05	736.36	Nifty 50 (70%) CompBex (30%)	8.61	8.88	13.18	12.36	9.21	8.27	11.59	10.04	12.60	11.09	12.28	10.52
Growth Pension	15-Feb-07	239.81		9.58	8.88	13.80	12.36	9.90	8.27	12.17	10.04	13.09	11.09	10.95	6.76
Balanced	5-Dec-05	3,881.51	Nifty 50 (50%) CompBex (50%)	7.41	7.06	11.54	10.76	8.80	8.11	10.27	9.71	10.71	10.12	10.90	9.87
Balanced Pension	21-Feb-07	114.25		7.98	7.06	12.39	10.76	9.42	8.11	10.89	9.71	11.20	10.12	11.57	8.24
Bond	10-Jan-05	12,995.39	CRISIL CompBex	1.57	2.44	6.04	6.61	6.68	7.37	8.21	8.56	7.24	7.37	8.56	6.93
Bond Pension	16-Jan-07	410.84		2.71	2.44	6.74	6.61	7.27	7.37	8.76	8.56	7.76	7.37	8.90	7.41
Bond Pension II	03-Jan-14	2,177.96		1.28	2.44	6.00	6.61	6.75	7.37	8.22	8.99	NA	NA	8.66	8.99
FlexiProtect	8-Mar-09	3,097.36	NA	5.19	NA	6.67	NA	5.09	NA	7.82	NA	9.23	NA	12.27	NA
FlexiProtect (Series II)	8-Jan-10	2,355.02		6.12	NA	8.86	NA	6.49	NA	9.48	NA	11.14	NA	9.43	NA
Daily Protect	6-Sep-10	2,249.57		5.51	NA	8.40	NA	6.61	NA	8.88	NA	10.37	NA	6.98	NA
Daily Protect II	4-Mar-11	1,281.43		5.46	NA	8.37	NA	6.28	NA	8.81	NA	10.87	NA	8.73	NA
Daily Protect III	1-Sep-11	5,720.75		5.94	NA	9.02	NA	6.34	NA	9.53	NA	11.70	NA	11.19	NA

CIN : L99999MH2000PLC129113 IRDAI Regn. No. 111

SBI Life INSURANCE With Us, You're Sure

Funds	Inception Date	AUM as on May 31, 2018 (₹ in Cr)	Bench marks (BM)	Returns in % (Greater than 1 yr : CAGR Returns) **											
				1 yr		2 yrs		3 yrs		4 yrs		5 yrs		Since Inception	
				Fund	BM	Fund	BM	Fund	BM	Fund	BM	Fund	BM	Fund	BM
Index	07-Jan-10	1,374.39	Nifty 50	10.86	11.59	13.55	14.70	7.92	8.38	11.55	10.39	11.97	12.39	8.91	8.85
Index Pension	18-Jan-10	47.12		10.90	11.59	13.58	14.70	7.94	8.38	9.96	10.39	11.99	12.39	9.46	8.86
Money Market	1-Feb-06	137.39	CRISIL T-Bill Index #	6.15	6.71	6.88	6.83	7.31	7.19	7.72	7.59	7.88	8.00	7.26	7.41
Money Market Pension	20-Mar-08	18.60		6.12	6.71	6.88	6.83	7.40	7.19	7.85	7.59	8.32	8.00	8.02	7.55
Money Market Pension II	03-Jan-14	116.05		5.93	6.71	6.69	6.83	7.14	7.19	7.40	7.78	NA	NA	7.41	7.78
Guaranteed Pension Fund (GPF070211)	9-Feb-11	10.67	NA	1.59	NA	6.47	NA	6.44	NA	6.60	NA	6.80	NA	6.81	NA
RGF070311	9-Mar-11	162.31		4.89	NA	6.95	NA	7.50	NA	8.39	NA	7.14	NA	7.76	NA
RGF150611	21-Jun-11	80.52		3.77	NA	6.40	NA	7.14	NA	8.11	NA	6.95	NA	7.84	NA
P/E Managed	8-Sep-10	435.15		9.00	NA	11.86	NA	7.80	NA	10.57	NA	12.15	NA	8.78	NA
Discontinued Policy	11-Apr-11	2,443.04		3.25	NA	5.22	NA	6.22	NA	7.17	NA	6.12	NA	6.69	NA
Discontinued Pension	03-Jan-14	207.01		1.25	NA	5.18	NA	6.22	NA	NA	NA	NA	NA	7.69	NA
Pure Fund	15-Jun-16	87.06		7.27	NA	NA	NA	NA	NA	NA	NA	NA	NA	12.25	NA
Midcap Fund	15-Jun-16	788.85	NIFTY Free Float Midcap 100	11.99	7.96	NA	NA	NA	NA	NA	NA	NA	NA	21.09	19.05

***Past performance of any of the funds above is not indicative of their future prospects or returns.*
 # Upto 31st March 2018, benchmark is CRISIL Liquifex & from 1st April 2018 onwards benchmark is CRISIL T-Bill Index.

CIN : L99999MH2000PLC129113 IRDAI Regn. No. 111

SBI Life INSURANCE With Us, You're Sure

Equity Fund (SFIN - ULIF001100105EQUITY-FND111)

INVESTMENT OBJECTIVE

To provide high equity exposure targeting higher returns in the long term.

Assets Mix (In %)	Min	Max	Actual (%)	AUM (In Crs)
Equity	80	100	98.24	8804.93
Debt	0	20	0.00	0.00
Money Market	0	20	1.76	157.95
TOTAL			**100.00**	**8962.88**

Fund Description			
Fund Manager Name	Gopikrishna Shenoy		
No of funds managed by fund Manager	Equity	Debt	Balanced
	8	0	2
Launch Date	10-Jan-05		
Risk Profile	High		
Benchmark	Nifty 50		
NAV as on 31-May-18	87.4880		
Modified Duration	NA		

TOP 10 INDUSTRY SECTOR

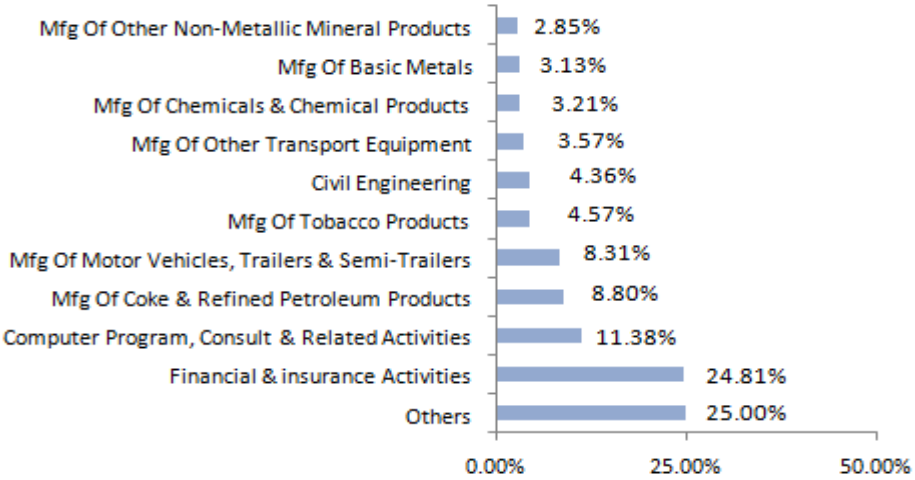

EQUITY

Security Name	% of total portfolio
KOTAK BANKING ETF	7.12%
HDFC BANK LTD.	6.88%
RELIANCE INDUSTRIES LTD.	6.85%
INFOSYS LIMITED	5.90%
ITC LTD.	4.57%
LARSEN & TOUBRO LTD.	3.75%
HOUSING DEVELOPMENT FINANCE CORPN.	3.59%
MARUTI SUZUKI INDIA LTD.	3.26%
TATA CONSULTANCY SERVICES LTD.	3.22%
ICICI BANK LTD.	3.11%

Asset Category	Actual %	(₹ In crs)
Money Market Instruments	1.76%	157.95

FUND PERFORMANCE*

Returns	1 Mth	6 Mths	1 yr	2 yrs	3 yrs	Since Inception
Equity Fund	-2.12%	2.07%	9.81%	14.56%	8.91%	17.57%
Benchmark	-0.03%	4.98%	11.59%	14.70%	8.38%	13.44%

***i) Returns less than or equal to one year are absolute returns. Returns greater than a year are in terms of Compound Annual Growth Rate (CAGR) is expressed as a percentage rounded to the nearest 0.1%.**
ii) Past performance of any of the funds is not indicative of their future prospects or returns

SBI Life INSURANCE With Us, You're Sure

Bond Fund (SFIN - ULIF002100105BONDULPFND111)

INVESTMENT OBJECTIVE

To provide relatively safe and less volatile investment option mainly through debt instruments and accumulation of income through investment in fixed income securities.

Assets Mix (In %)	Min	Max	Actual (%)	AUM (In Crs)
Debt	60	100	94.40	12267.29
Money Market	0	40	5.60	728.10
TOTAL			**100.00**	**12995.39**

Fund Description			
Fund Manager Name	Nirmal Gandhi		
No of funds managed by fund Manager	Equity	Debt	Balanced
	0	4	0
Launch Date	10-Jan-05		
Risk Profile	Low to Medium		
Benchmark	Crisil CompBex		
NAV as on 31-May-18	30.0507		
Modified Duration	4.35		

DEBT RATING PROFILE

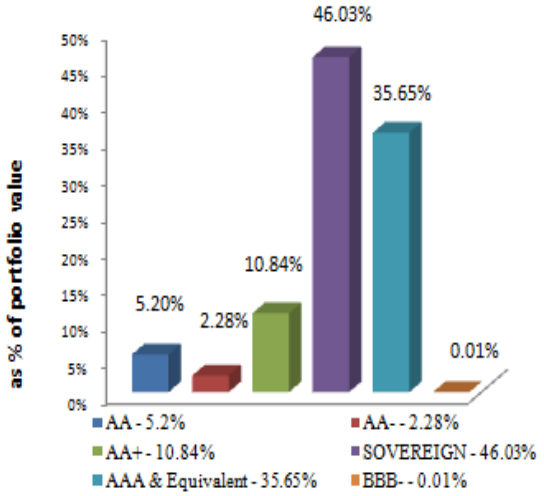

TOP 10 INDUSTRY SECTOR

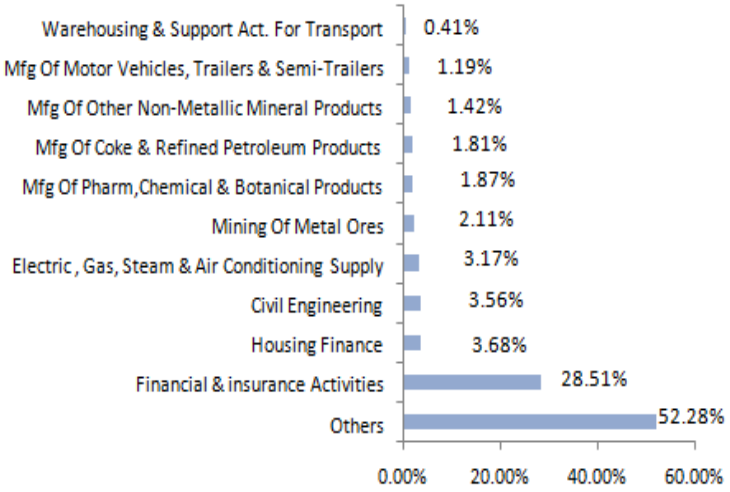

GOVT. SECURITIES

Security Name	% of total portfolio
6.68% GOI CG 17-09-2031	14.81%
7.17% GOI CG 08-01-2028	3.59%
7.16% GOI CG 20-05-2023	2.89%
8.40% GOI CG 28-07-2024	2.63%
9.95% FCI B & D 07-03-2022	2.10%
7.89% MAHARASHTRA SDL 31-01-2024	1.70%
7.68% GOI CG 15-12-2023	1.40%
7.72% GOI CG 25-05-2025	1.26%
8.20% GOI CG 24-09-2025	1.17%
7.59% GOI CG 11-01-2026	1.10%

CORPORATE DEBT

Security Name	% of total portfolio
7.95% HDFC BANK B & D 21-09-2026 1 2016/17	2.90%
7.72% IRFC B & D 07-06-2019 128	2.30%
SBI LIQUID FUND - DIRECT PLAN - GROWTH	2.12%
L&T LIQUID FUND - DIRECT PLAN -GROWTH	1.92%
RELIANCE LIQUID FUND - GROWTH PLAN - GROWTH OPTION - REGU	1.92%
7.00% RIL B & D 31-08-2022	1.81%
7.17% NATIONAL HIGHWAYS AUTHORITY OF INDIA B & D 23-12-202	1.71%
9.45% VEDANTA LIMITED B & D 17-08-2020	1.55%
0.00% BHARTI TELECOM LIMITED B & D 19-02-2021 II	1.55%
8.00% YES BANK B & D 30-09-2026	1.45%

Asset Category	Actual %	(₹ In crs)
Money Market Instruments	5.60%	728.10

FUND PERFORMANCE*

Returns	1 Mth	6 Mths	1 yr	2 yrs	3 yrs	Since Inception
Bond Fund	-0.13%	-0.95%	1.57%	6.04%	6.68%	8.56%
Benchmark	0.06%	-0.49%	2.44%	6.61%	7.37%	6.93%

***i) Returns less than or equal to one year are absolute returns. Returns greater than a year are in terms of Compound Annual Growth Rate (CAGR) is expressed as a percentage rounded to the nearest 0.1%.**
ii) Past performance of any of the funds is not indicative of their future prospects or returns

SBI Life INSURANCE With Us, You're Sure

Growth Fund (SFIN - ULIF003241105GROWTH-FND111)

INVESTMENT OBJECTIVE

Long-term capital appreciation through investment primarily in equity and equity related instruments with a small part invested in debt and money market for diversification and risk reduction.

Assets Mix (In %)	Min	Max	Actual	AUM (In Crs)
Equity	40	90	70.40	518.39
Debt	10	60	26.51	195.21
Money Market	0	40	3.09	22.76
TOTAL			**100.00**	**736.36**

Fund Description			
Fund Manager Name	Vineet Lakhotia		
No of funds managed by fund Manager	Equity	Debt	Balanced
	9	0	4
Launch Date	24-Nov-05		
Risk Profile	Medium to High		
Benchmark	Nifty 50 (70%) CompBex (30%)		
NAV as on 31-May-18	42.6656		
Modified Duration	4.76		

DEBT RATING PROFILE

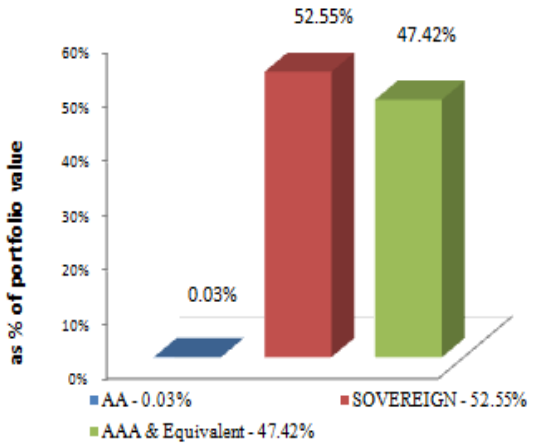

TOP 10 INDUSTRY SECTOR

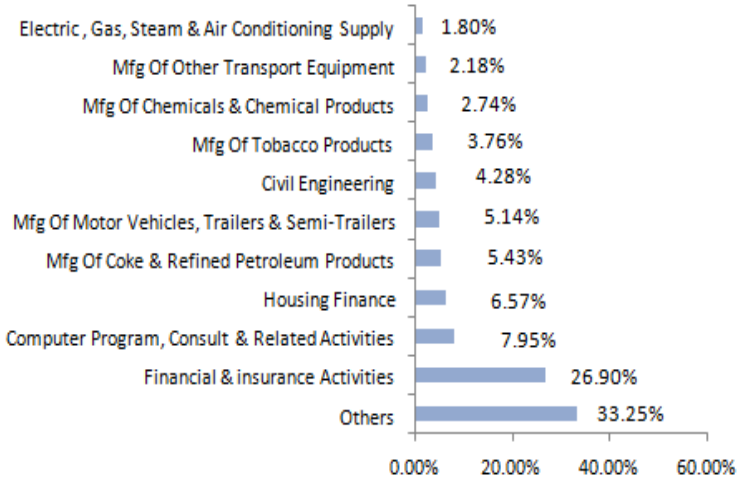

GOVT. SECURITIES

Security Name	% of total portfolio
6.68% GOI CG 17-09-2031	4.00%
8.15% GOI CG 24-11-2026	3.41%
7.17% GOI CG 08-01-2028	3.25%
6.79% GOI CG 15-05-2027	1.14%
7.72% GOI CG 25-05-2025	0.94%
7.16% GOI CG 20-05-2023	0.79%
8.49% TAMIL NADU SDL 10-02-2026	0.34%
7.59% GOI CG 20-03-2029	0.08%

CORPORATE DEBT

Security Name	% of total portfolio
7.95% LIC HOUSING FIN B & D 24-03-2022 331 OPT I	3.97%
9.02% REC B & D 19-11-2022	1.38%
7.95% HDFC BANK B & D 21-09-2026 1 2016/17	1.17%
8.30% REC B & D 10-04-2025 133	1.07%
8.97% LIC HOUSING FIN B & D 29-10-2019 231	0.95%
7.60% ICICI BANK B & D 07-10-2023	0.90%
7.54% REC B & D 30-12-2026 142	0.89%
9.55% HDFC B & D 20-07-2021 I-012	0.83%
9.63% LIC HOUSING FIN B & D 22-01-2019	0.69%
8.27% REC B & D 06-02-2025 130	0.40%

EQUITY

Security Name	% of total portfolio
HDFC BANK LTD.	7.29%
RELIANCE INDUSTRIES LTD.	4.47%
INFOSYS LIMITED	3.88%
ITC LTD.	3.76%
LARSEN & TOUBRO LTD.	3.25%
RELIANCE ETF BANK BEES	2.92%
HOUSING DEVELOPMENT FINANCE CORPN.	2.87%
ICICI BANK LTD.	2.58%
MARUTI SUZUKI INDIA LTD.	2.20%
KOTAK MAHINDRA BANK LTD.	1.88%

Asset Category	Actual %	(₹ In crs)
Money Market Instruments	3.09%	22.76

FUND PERFORMANCE*

Returns	1 Mth	6 Mths	1 yr	2 yrs	3 yrs	Since Inception
Growth Fund	-0.45%	2.14%	8.61%	13.18%	9.21%	12.28%
Benchmark	0.01%	3.38%	8.88%	12.36%	8.27%	10.52%

***i) Returns less than or equal to one year are absolute returns. Returns greater than a year are in terms of Compound Annual Growth Rate (CAGR) is expressed as a percentage rounded to the nearest 0.1%.**
ii) Past performance of any of the funds is not indicative of their future prospects or returns

CIN : L99999MH2000PLC129113 IRDAI Regn. No. 111

SBI Life INSURANCE With Us, You're Sure

Balanced Fund (SFIN - ULIF004051205BALANCDFND111)

INVESTMENT OBJECTIVE

To provide accumulation of income through investment in both equities and fixed income securities with an attempt to maintain a suitable balance between return and safety.

Assets Mix (In %)	Min	Max	Actual (%)	AUM (In Crs)
Equity	40	60	52.17	2024.79
Debt	20	60	41.78	1621.98
Money Market	0	40	6.05	234.74
TOTAL			**100.00**	**3881.51**

Fund Description			
Fund Manager Name	Gopikrishna Shenoy / Raghavan		
No of funds managed by fund Manager	Equity	Debt	Balanced
	8	11	10
Launch Date	05-Dec-05		
Risk Profile	Medium		
Benchmark	Nifty 50 (50%) CompBex (50%)		
NAV as on 31-May-18	36.4456		
Modified Duration	4.46		

DEBT RATING PROFILE

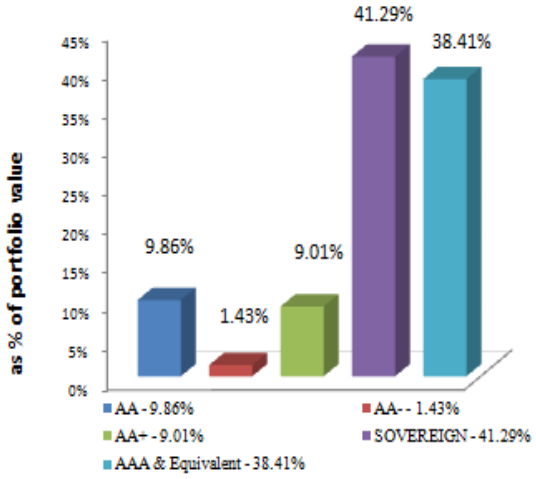

TOP 10 INDUSTRY SECTOR

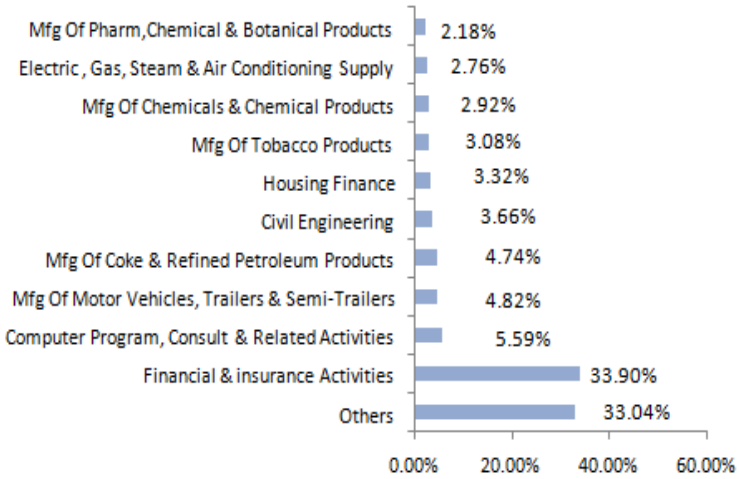

GOVT. SECURITIES

Security Name	% of total portfolio
6.68% GOI CG 17-09-2031	8.79%
7.17% GOI CG 08-01-2028	2.10%
7.72% GOI CG 25-05-2025	1.19%
8.28% GOI CG 21-09-2027	0.91%
8.62% MAHARASHTRA SDL 20-02-2023	0.65%
8.15% GOI CG 24-11-2026	0.65%
7.89% MAHARASHTRA SDL 31-01-2024	0.63%
7.59% GOI CG 11-01-2026	0.63%
7.38% MAHARASHTRA SDL 10-02-2022	0.57%
8.24% GOI CG 10-11-2033	0.53%

CORPORATE DEBT

Security Name	% of total portfolio
0.00% BHARTI TELECOM LIMITED B & D 19-02-2021 I	1.29%
8.72% SHRIRAM TRANSPORT FINANCE CO. LTD. B & D	1.27%
7.85% PFC B & D 03-04-2028 177	1.23%
7.60% NATIONAL HIGHWAYS AUTHORITY OF INDIA I	1.22%
7.99% PFC B & D 20-12-2022 176 b	1.13%
7.72% IRFC B & D 07-06-2019 128	1.03%
7.50% PFC B & D 16-08-2021 OPT A	0.87%
9.77% TATA MOTORS B & D 12-09-2024	0.79%
7.99% TATA POWER B & D 16-11-2021 SR 2	0.75%
9.15% SHRIRAM TRANSPORT FINANCE CO. LTD. B & D	0.64%

EQUITY

Security Name	% of total portfolio
HDFC BANK LTD.	5.93%
RELIANCE INDUSTRIES LTD.	3.71%
ITC LTD.	3.08%
INFOSYS LIMITED	3.02%
LARSEN & TOUBRO LTD.	2.44%
HOUSING DEVELOPMENT FINANCE CORPN.	2.41%
ICICI BANK LTD.	2.05%
MARUTI SUZUKI INDIA LTD.	1.59%
TATA CONSULTANCY SERVICES LTD.	1.54%
MAHINDRA & MAHINDRA LTD.	1.43%

Asset Category	Actual %	(₹ In crs)
Money Market Instruments	6.05%	234.74

FUND PERFORMANCE*

Returns	1 Mth	6 Mths	1 yr	2 yrs	3 yrs	Since Inception
Balanced Fund	-0.52%	1.58%	7.41%	11.54%	8.80%	10.90%
Benchmark	0.02%	2.29%	7.06%	10.76%	8.11%	9.87%

***i) Returns less than or equal to one year are absolute returns. Returns greater than a year are in terms of Compound Annual Growth Rate (CAGR) is expressed as a percentage rounded to the nearest 0.1%.**
ii) Past performance of any of the funds is not indicative of their future prospects or returns

Equity Optimiser Fund (SFIN - ULIF010210108EQTYOPTFND111)

INVESTMENT OBJECTIVE

To provide equity exposure targeting higher returns through long term capital gains.

Assets Mix (In %)	Min	Max	Actual (%)	AUM (In Crs)
Equity	60	100	79.81	1194.69
Debt	0	40	8.65	129.46
Money Market	0	40	11.54	172.71
TOTAL			**100.00**	**1496.86**

Fund Description			
Fund Manager Name	Vineet Lakhotia		
No of funds managed by fund Manager	Equity	Debt	Balanced
	9	0	4
Launch Date	21-Jan-08		
Risk Profile	High		
Benchmark	Nifty 50 (80%) LiquiFEX (20%)		
NAV as on 31-May-18	24.5055		
Modified Duration	0.70		

DEBT RATING PROFILE

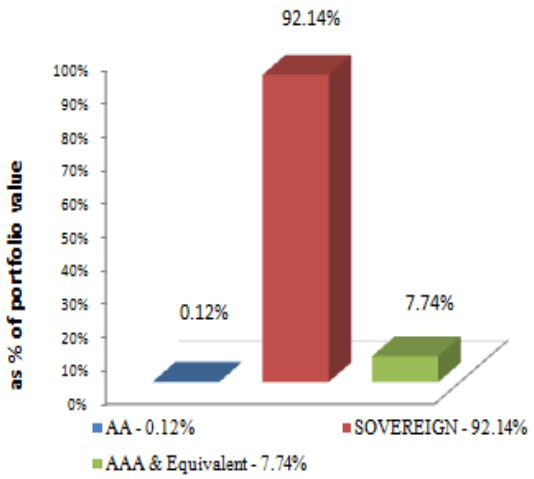

TOP 10 INDUSTRY SECTOR

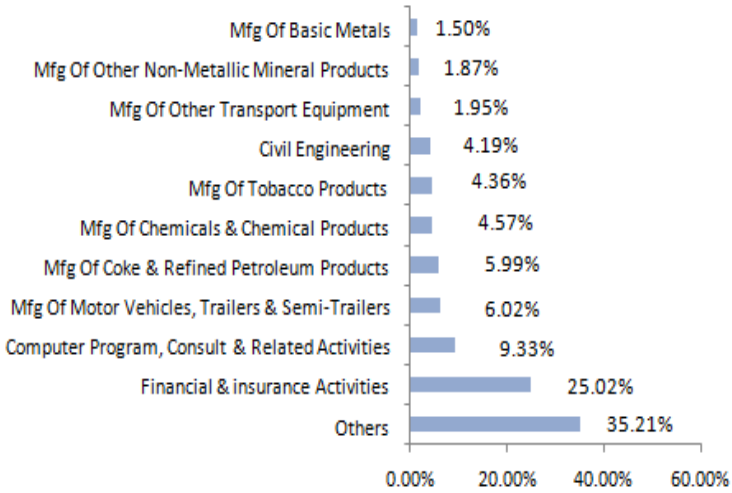

GOVT. SECURITIES

Security Name	% of total portfolio
8.79% GOI CG 08-11-2021	2.41%
7.68% GOI CG 15-12-2023	0.66%
7.80% GOI CG 11-04-2021	0.57%
8.20% GOI CG 24-09-2025	0.34%

CORPORATE DEBT

Security Name	% of total portfolio
8.33% IRFC B & D 26-03-2019	0.33%
8.75% PNB FD 22-01-2020 2	0.07%
8.75% PNB FD 27-02-2020 3	0.07%
8.75% PNB FD 24-12-2019 1	0.07%
8.75% PNB FD 09-01-2020 2	0.07%
8.75% PNB FD 29-01-2020 4	0.07%
8.75% PNB FD 10-01-2020 2	0.07%
8.75% PNB FD 24-01-2020 3	0.07%
8.75% PNB FD 10-02-2020 4	0.07%
8.75% PNB FD 26-02-2020 4	0.07%

EQUITY

Security Name	% of total portfolio
RELIANCE ETF BANK BEES	7.81%
HDFC BANK LTD.	6.50%
RELIANCE INDUSTRIES LTD.	5.01%
INFOSYS LIMITED	4.78%
ITC LTD.	4.36%
LARSEN & TOUBRO LTD.	3.79%
HOUSING DEVELOPMENT FINANCE CORPN.	3.19%
MARUTI SUZUKI INDIA LTD.	2.58%
ICICI BANK LTD.	2.06%
MAHINDRA & MAHINDRA LTD.	2.00%

Asset Category	Actual %	(₹ In crs)
Money Market Instruments	11.54%	172.71

FUND PERFORMANCE*

Returns	1 Mth	6 Mths	1 yr	2 yrs	3 yrs	Since Inception
Equity Optimiser Fund	-0.39%	3.40%	10.29%	14.36%	9.61%	9.03%
Benchmark	0.10%	4.73%	10.72%	13.21%	8.30%	6.20%

***i) Returns less than or equal to one year are absolute returns. Returns greater than a year are in terms of Compound Annual Growth Rate (CAGR) is expressed as a percentage rounded to the nearest 0.1%.**
ii) Past performance of any of the funds is not indicative of their future prospects or returns

SBI Life INSURANCE With Us, You're Sure

Index Fund (SFIN - ULIF015070110INDEXULFND111)

INVESTMENT OBJECTIVE

To provide returns closely corresponding to returns of NSE, S&P CNX Nifty Index, though investment regulations may restrict investment in group companies and some large cap companies listed on the Nifty Index leading to higher tracking error.

Assets Mix (In %)	Min	Max	Actual	AUM (In Crs)
Equity	90	100	99.78	1371.36
Money Market	0	10	0.22	3.03
TOTAL			**100.00**	**1374.39**

Fund Description			
Fund Manager Name	Gopikrishna Shenoy		
No of funds managed by fund Manager	Equity	Debt	Balanced
	8	0	2
Launch Date	07-Jan-10		
Risk Profile	High		
Benchmark	Nifty 50		
NAV as on 31-May-18	20.4823		
Modified Duration	NA		

TOP 10 INDUSTRY SECTOR

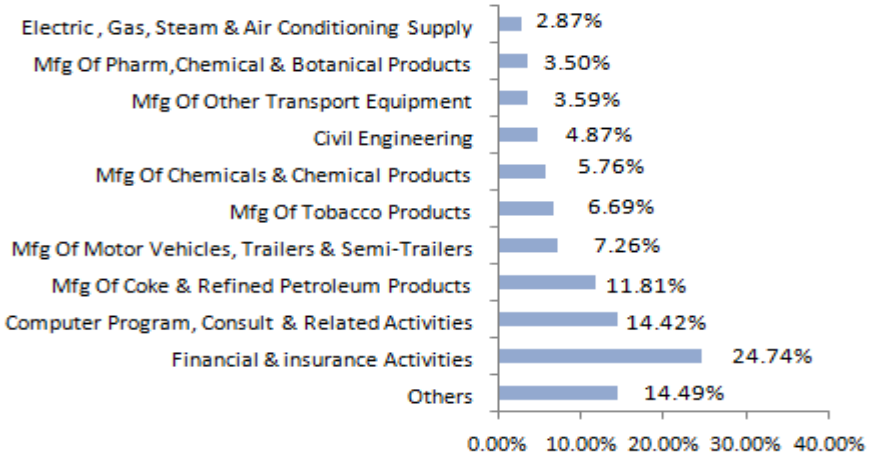

EQUITY

Security Name	% of total portfolio
RELIANCE INDUSTRIES LTD.	9.16%
HDFC BANK LTD.	7.27%
ITC LTD.	6.69%
INFOSYS LIMITED	6.34%
HOUSING DEVELOPMENT FINANCE CORPN.	5.09%
LARSEN & TOUBRO LTD.	4.87%
TATA CONSULTANCY SERVICES LTD.	4.69%
HINDUSTAN UNILEVER LTD.	3.32%
MARUTI SUZUKI INDIA LTD.	3.27%
ICICI BANK LTD.	3.05%

Asset Category	Actual %	(₹ In crs)
Money Market Instruments	0.22%	3.03

FUND PERFORMANCE*

Returns	1 Mth	6 Mths	1 yr	2 yrs	3 yrs	Since Inception
Index Fund	-0.89%	4.23%	10.86%	13.55%	7.92%	8.91%
Benchmark	-0.03%	4.98%	11.59%	14.70%	8.38%	8.85%

***i) Returns less than or equal to one year are absolute returns. Returns greater than a year are in terms of Compound Annual Growth Rate (CAGR) is expressed as a percentage rounded to the nearest 0.1%.**
ii) Past performance of any of the funds is not indicative of their future prospects or returns

SBI Life INSURANCE With Us, You're Sure

Top 300 Fund (SFIN - ULIF016070110TOP300-FND111)

INVESTMENT OBJECTIVE

To provide long term capital appreciation by investing in stocks of top 300 companies in terms of market capitalization on the National Stock Exchange.

Assets Mix (In %)	Min	Max	Actual (%)	AUM (In Crs)
Equity	60	100	79.24	533.54
Money Market	0	40	20.76	139.80
TOTAL			**100.00**	**673.34**

Fund Description			
Fund Manager Name	Vineet Lakhotia		
No of funds managed by fund Manager	Equity	Debt	Balanced
	9	0	4
Launch Date	07-Jan-10		
Risk Profile	High		
Benchmark	Nifty 50 (80%) LiquiFEX (20%)		
NAV as on 31-May-18	24.2439		
Modified Duration	0.00		

TOP 10 INDUSTRY SECTOR

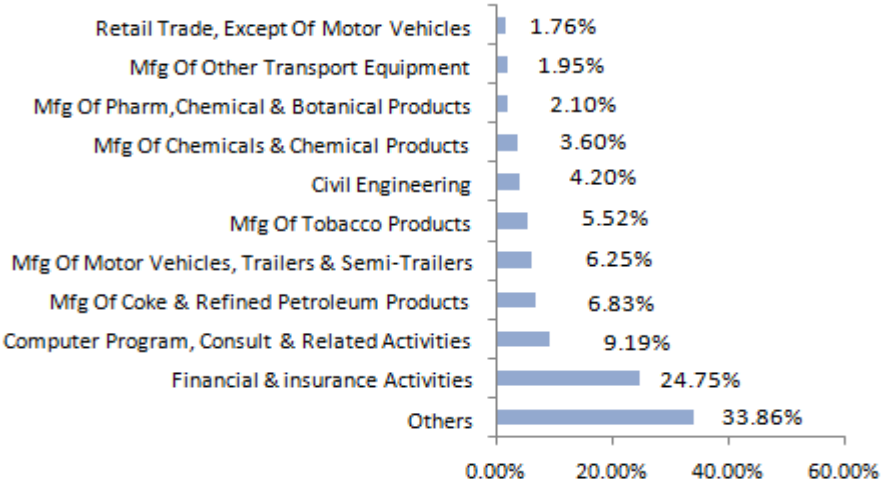

EQUITY

Security Name	% of total portfolio
HDFC BANK LTD.	9.06%
RELIANCE INDUSTRIES LTD.	5.84%
ITC LTD.	5.52%
INFOSYS LIMITED	5.24%
LARSEN & TOUBRO LTD.	4.20%
ICICI BANK LTD.	3.25%
HOUSING DEVELOPMENT FINANCE CORPN.	3.24%
MAHINDRA & MAHINDRA LTD.	2.44%
TATA CONSULTANCY SERVICES LTD.	2.42%
MARUTI SUZUKI INDIA LTD.	2.33%

Asset Category	Actual %	(₹ In crs)
Money Market Instruments	20.76%	139.80

FUND PERFORMANCE*

Returns	1 Mth	6 Mths	1 yr	2 yrs	3 yrs	Since Inception
Top 300 Fund	-0.52%	3.76%	12.00%	14.98%	9.87%	11.11%
Benchmark	0.10%	4.73%	10.72%	13.21%	8.30%	8.85%

***i) Returns less than or equal to one year are absolute returns. Returns greater than a year are in terms of Compound Annual Growth Rate (CAGR) is expressed as a percentage rounded to the nearest 0.1%.**
ii) Past performance of any of the funds is not indicative of their future prospects or returns

P/E Managed Fund (SFIN - ULIF021080910P/EMNGDFND111)

INVESTMENT OBJECTIVE

To provide long term capital appreciation through dynamic asset allocation with reference to forward Price Earning (P/E) multiple. The allocation to equity and equity related instruments is determined largely by reference to forward Price Earning (P/E) multiple on the NSE, S&P CNX Nifty Index and remaining fund is invested in debt instruments, money market & cash.

Forward P/E Bands	Equity	Debt, Money Market
<12	90-100	0-10
12 ≥ and < 15	80-100	0-20
15 ≥ and < 18	60-90	10-40
18 ≥ and < 21	40-80	20-60
≥ 21	0-50	50-100

Fund Description			
Fund Manager Name	Vineet Lakhotia		
No of funds managed by fund Manager	Equity	Debt	Balanced
	9	0	4
Launch Date	08-Sept-10		
Risk Profile	High		
Benchmark	NA		
NAV as on 31-May-18	19.1717		
Modified Duration	NA		
Actual Asset Mix	Equity: 65.48% Debt & MMI: 34.52%		
	Equity: 284.92 Crs Debt & MMI: 150.23 Crs		
AUM (Crs)	435.15 Crs		

DEBT RATING PROFILE

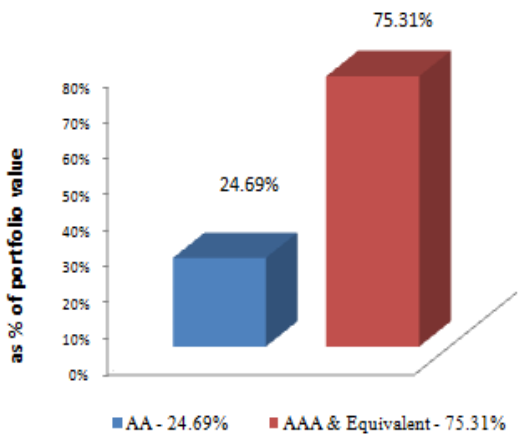

TOP 10 INDUSTRY SECTOR

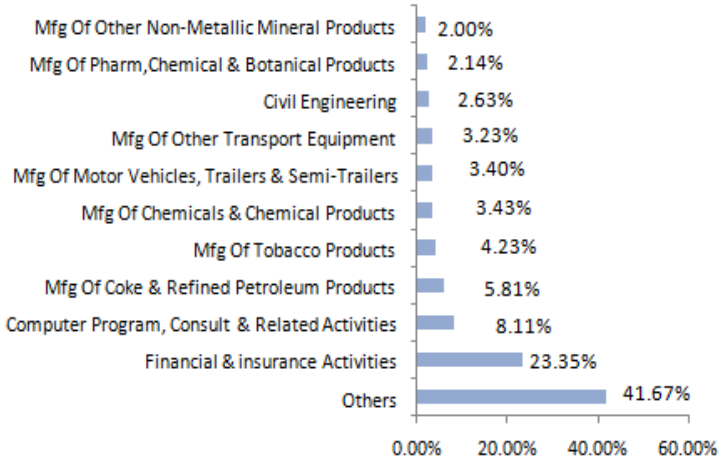

EQUITY

Security Name	% of total portfolio
HDFC BANK LTD.	7.09%
RELIANCE INDUSTRIES LTD.	4.94%
HOUSING DEVELOPMENT FINANCE CORPN.	4.70%
INFOSYS LIMITED	4.57%
ITC LTD.	4.23%
ICICI BANK LTD.	2.85%
LARSEN & TOUBRO LTD.	2.63%
INDUS IND BANK LTD.	2.21%
VEDANTA LIMITED	1.92%
HINDUSTAN UNILEVER LTD.	1.79%

Asset Category	Actual %	(₹ In crs)
Money Market Instruments	34.45%	149.93

CORPORATE DEBT

Security Name	% of total portfolio
8.49% NTPC B & D 25-03-2025	0.05%
9.40% BLUE DART EXPRESS LIMITED B & D 20-11-201	0.01%
9.50% BLUE DART EXPRESS LIMITED B & D 20-11-201	0.01%

FUND PERFORMANCE*

Returns	1 Mth	6 Mths	1 yr	2 yrs	3 yrs	Since Inception
P/E Managed Fund	-1.04%	3.26%	9.00%	11.86%	7.80%	8.78%
Benchmark	NA	NA	NA	NA	NA	NA

***i) Returns less than or equal to one year are absolute returns. Returns greater than a year are in terms of Compound Annual Growth Rate (CAGR) is expressed as a percentage rounded to the nearest 0.1%.**
ii) Past performance of any of the funds is not indicative of their future prospects or returns

Daily Protect Fund (SFIN - ULIF020060910DLYPRO1FND111)

INVESTMENT OBJECTIVE

To provide NAV protection using the CPPI (Constant Proportion Portfolio Insurance) methodology. The asset allocation is dynamically rebalanced to give a guarantee^ of 105% of the highest NAV in the built-up phase.

Assets Mix (In %)	Min	Max	Actual (%)	AUM (In Crs)
Equity	0	100	16.17	363.74
Debt & MMI	0	100	83.83	1885.83
TOTAL			**100.00**	**2249.57**

Fund Description			
Fund Manager Name	Vineet Lakhotia		
No of funds managed by fund Manager	Equity	Debt	Balanced
	9	0	4
Launch Date	06-Sept-10		
Risk Profile	Low to Medium		
Benchmark	NA		
NAV as on 31-May-18	16.8528		
Modified Duration	1.85		

^The Guaranteed NAV shall be available only at maturity and shall be subject to the Policy being in force till the maturity date. Guarantee charge of 0.50% p.a. of Daily Protect Fund value, would be recovered from the fund (through cancellation of units) to provide the NAV guarantee.

DEBT RATING PROFILE

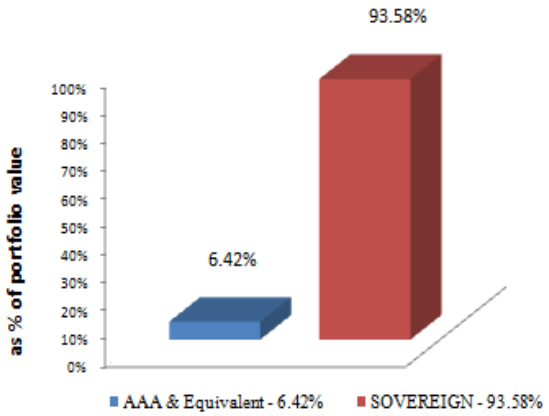

TOP 10 INDUSTRY SECTOR

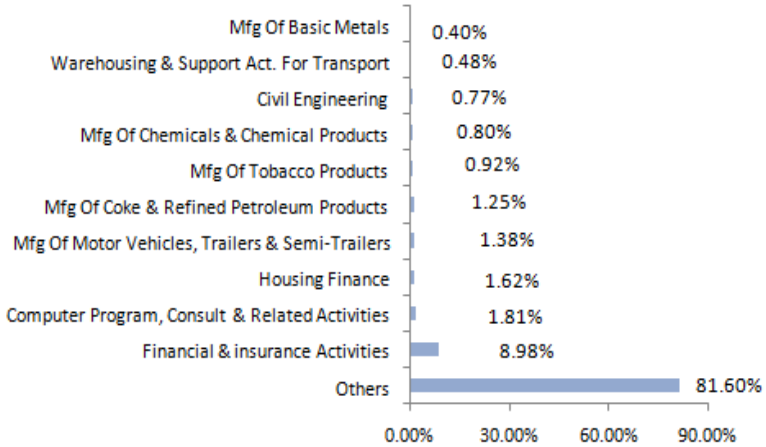

GOVT. SECURITIES

Security Name	% of total portfolio
8.27% GOI CG 09-06-2020	21.53%
7.80% GOI CG 03-05-2020	14.84%
8.12% GOI CG 10-12-2020	10.34%
8.79% GOI CG 08-11-2021	7.33%
8.35% GOI CG 14-05-2022	4.74%
8.13% GOI CG 21-09-2022	3.37%
7.28% GOI CG 03-06-2019	2.67%
6.35% GOI CG 02-01-2020	2.19%
7.80% GOI CG 11-04-2021	1.78%
6.05% GOI CG 02-02-2019	1.11%

EQUITY

Security Name	% of total portfolio
HDFC BANK LTD.	1.76%
INFOSYS LIMITED	1.04%
RELIANCE INDUSTRIES LTD.	1.00%
ITC LTD.	0.92%
HOUSING DEVELOPMENT FINANCE CORPN.	0.80%
LARSEN & TOUBRO LTD.	0.77%
ICICI BANK LTD.	0.71%
MARUTI SUZUKI INDIA LTD.	0.68%
KOTAK MAHINDRA BANK LTD.	0.68%
INDUS IND BANK LTD.	0.48%

CORPORATE DEBT

Security Name	% of total portfolio
7.50% BAJAJ FINANCE LIMITED B & D 10-08-2020 222	2.17%
9.44% LIC HOUSING FIN B & D 30-08-2019	1.57%
7.47% SUNDARAM FIN B & D 01-09-2020 Q-15	1.08%
8.60% LIC HOUSING FIN B & D 28-12-2020 291 OPT II	0.04%

Asset Category	Actual %	(₹ In crs)
Money Market Instruments	8.09%	181.97

*FUND PERFORMANCE**

Returns	1 Mth	6 Mths	1 yr	2 yrs	3 yrs	Since Inception
Daily Protect Fund	0.07%	1.51%	5.51%	8.40%	6.61%	6.98%
Benchmark	NA	NA	NA	NA	NA	NA

***i) Returns less than or equal to one year are absolute returns. Returns greater than a year are in terms of Compound Annual Growth Rate (CAGR) is expressed as a percentage rounded to the nearest 0.1%.**
ii) Past performance of any of the funds is not indicative of their future prospects or returns

Equity Elite Fund (SFIN - ULIF012250208EQTYELTFND111)

SBI Life INSURANCE With Us, You're Sure

INVESTMENT OBJECTIVE

For long-term capital appreciation through higher exposure in equity and equity related instruments.

Assets Mix (In %)	Min	Max	Actual (%)	AUM (In Crs)
Equity	60	100	83.86	15.91
Debt	0	40	0.06	0.01
Money Market	0	40	16.08	3.05
TOTAL			**100.00**	**18.97**

Fund Description			
Fund Manager Name	Vineet Lakhotia		
No of funds managed by fund Manager	Equity	Debt	Balanced
	9	0	4
Launch Date	25-Feb-08		
Risk Profile	High		
Benchmark	Nifty 50 (80%) LiquiFEX (20%)		
NAV as on 31-May-18	32.3947		
Modified Duration	0.01		

DEBT RATING PROFILE

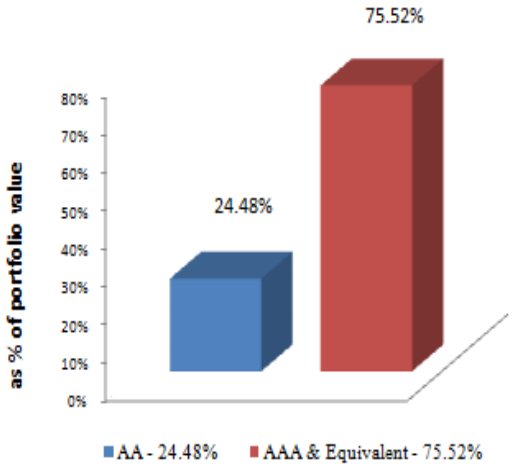

TOP 10 INDUSTRY SECTOR

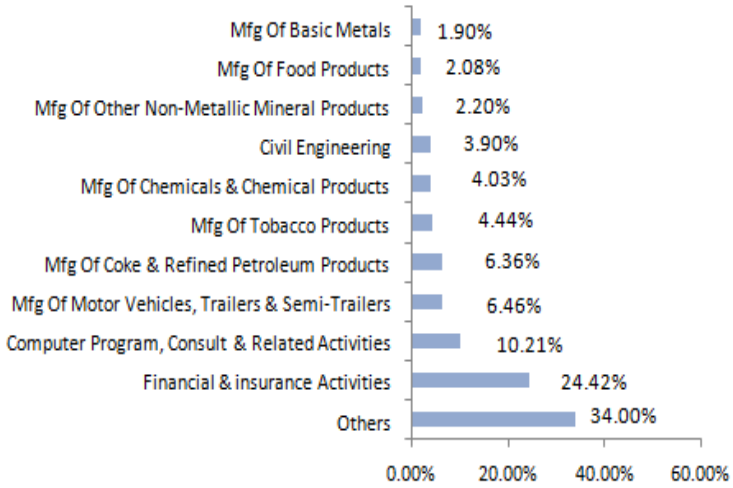

CORPORATE DEBT

Security Name	% of total portfolio
8.49% NTPC B & D 25-03-2025	0.05%
9.40% BLUE DART EXPRESS LIMITED B & D 20-11-2018	0.01%
9.50% BLUE DART EXPRESS LIMITED B & D 20-11-2019	0.01%

EQUITY

Security Name	% of total portfolio
HDFC BANK LTD.	7.77%
RELIANCE ETF BANK BEES	6.48%
RELIANCE INDUSTRIES LTD.	5.13%
INFOSYS LIMITED	5.03%
ITC LTD.	4.44%
LARSEN & TOUBRO LTD.	3.90%
HOUSING DEVELOPMENT FINANCE CORPN.	3.78%
MARUTI SUZUKI INDIA LTD.	3.06%
TATA CONSULTANCY SERVICES LTD.	2.94%
ICICI BANK LTD.	2.72%

Asset Category	Actual %	(₹ In crs)
Money Market Instruments	16.08%	3.05

FUND PERFORMANCE*

Returns	1 Mth	6 Mths	1 yr	2 yrs	3 yrs	Since Inception
Equity Elite Fund	0.29%	4.85%	12.51%	16.09%	11.12%	12.12%
Benchmark	0.10%	4.73%	10.72%	13.21%	8.30%	6.28%

***i) Returns less than or equal to one year are absolute returns. Returns greater than a year are in terms of Compound Annual Growth Rate (CAGR) is expressed as a percentage rounded to the nearest 0.1%.**
ii) Past performance of any of the funds is not indicative of their future prospects or returns

SBI Life INSURANCE With Us, You're Sure

Equity Elite Fund II (SFIN - ULIF019100210EQTELI2FND111)

INVESTMENT OBJECTIVE

To provide high equity exposure targeting higher returns in the long run.

Assets Mix (In %)	Min	Max	Actual (%)	AUM (In Crs)
Equity	60	100	76.77	1315.70
Debt	0	40	6.74	115.37
Money Market	0	40	16.49	282.63
TOTAL			**100.00**	**1713.70**

Fund Description			
Fund Manager Name	Vineet Lakhotia		
No of funds managed by fund Manager	Equity	Debt	Balanced
	9	0	4
Launch Date	10-Feb-10		
Risk Profile	High		
Benchmark	Nifty 50 (80%) LiquiFEX (20%)		
NAV as on 31-May-18	23.9030		
Modified Duration	0.00		

DEBT RATING PROFILE

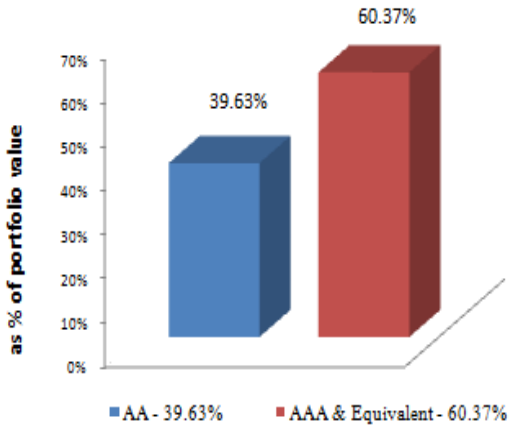

TOP 10 INDUSTRY SECTOR

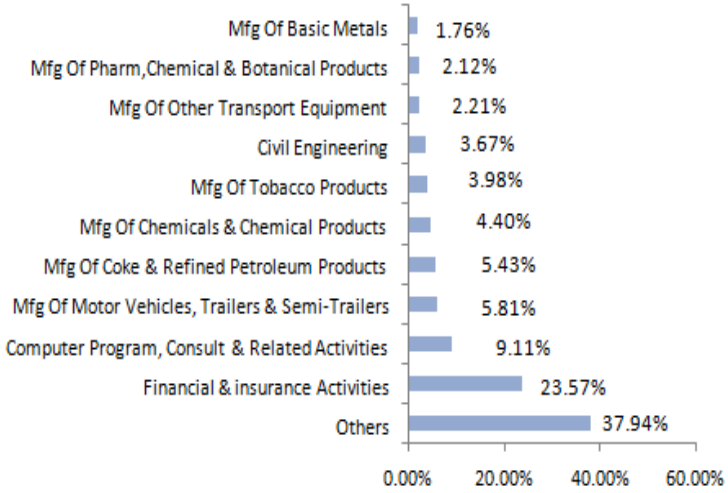

CORPORATE DEBT

Security Name	% of total portfolio
L&T LIQUID FUND - DIRECT PLAN -GROWTH	2.92%
RELIANCE LIQUID FUND - GROWTH PLAN - GROWTH OPTION - RE	2.92%
8.75% PNB FD 04-02-2020 3	0.06%
8.75% PNB FD 06-02-2020 3	0.06%
8.75% PNB FD 05-02-2020 4	0.06%
8.75% PNB FD 02-01-2020 1	0.06%
8.75% PNB FD 01-01-2020 2	0.06%
8.75% PNB FD 02-01-2020 2	0.06%
8.75% PNB FD 05-02-2020 3	0.06%
8.75% PNB FD 03-01-2020 1	0.06%

EQUITY

Security Name	% of total portfolio
HDFC BANK LTD.	7.44%
RELIANCE INDUSTRIES LTD.	4.55%
INFOSYS LIMITED	4.54%
ITC LTD.	3.98%
RELIANCE ETF BANK BEES	3.40%
LARSEN & TOUBRO LTD.	3.37%
HOUSING DEVELOPMENT FINANCE CORPN.	3.00%
MARUTI SUZUKI INDIA LTD.	2.63%
ICICI BANK LTD.	2.58%
MAHINDRA & MAHINDRA LTD.	1.95%

Asset Category	Actual %	(₹ In crs)
Money Market Instruments	16.49%	282.63

FUND PERFORMANCE*

Returns	1 Mth	6 Mths	1 yr	2 yrs	3 yrs	Since Inception
Equity Elite Fund II	-0.47%	3.49%	11.31%	14.67%	9.98%	11.06%
Benchmark	0.10%	4.73%	10.72%	13.21%	8.30%	10.00%

***i) Returns less than or equal to one year are absolute returns. Returns greater than a year are in terms of Compound Annual Growth Rate (CAGR) is expressed as a percentage rounded to the nearest 0.1%.**
ii) Past performance of any of the funds is not indicative of their future prospects or returns

FlexiProtect Fund (SFIN - ULIF014080309FLEXPR1FND111)

INVESTMENT OBJECTIVE

To provide capital protection and optimum returns based on systematic asset allocation model.

Assets Mix (In %)	Min	Max	Actual (%)	AUM (In Crs)
Equity	0	100	10.47	324.21
Debt & MMI	0	100	89.53	2773.15
TOTAL			**100.00**	**3097.36**

Fund Description			
Fund Manager Name	Gopikrishna Shenoy		
No of funds managed by fund Manager	Equity	Debt	Balanced
	8	0	2
Launch Date	08-Mar-09		
Risk Profile	Low to Medium		
Benchmark	NA		
NAV as on 31-May-18	29.1225		
Modified Duration	0.95		

DEBT RATING PROFILE

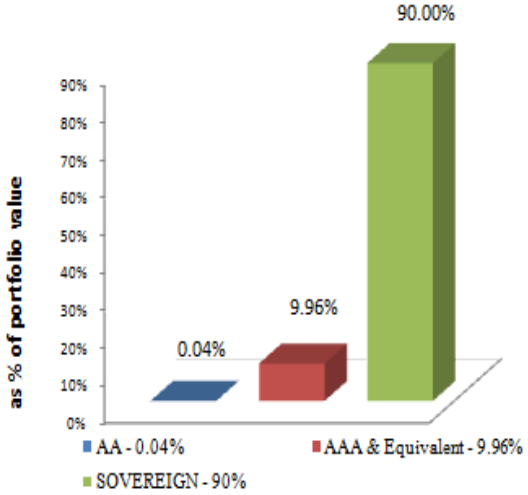

TOP 10 INDUSTRY SECTOR

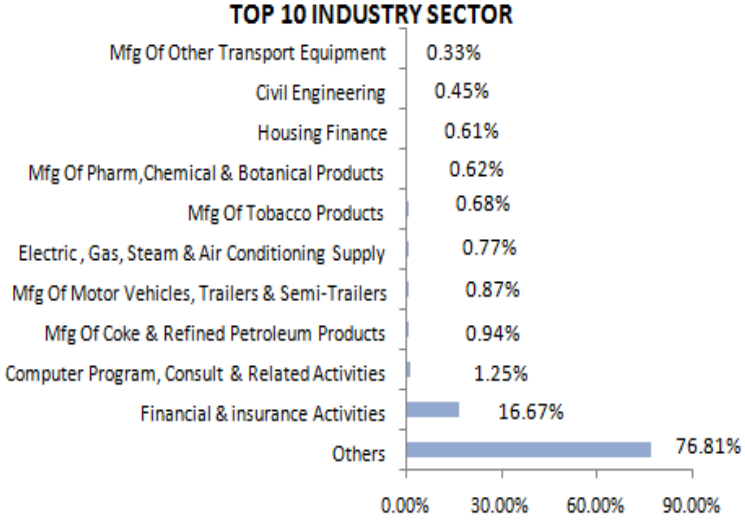

GOVT. SECURITIES

Security Name	% of total portfolio
6.05% GOI CG 02-02-2019	30.92%
7.28% GOI CG 03-06-2019	13.58%
7.80% GOI CG 11-04-2021	12.58%
6.9% GOI CG 13-07-2019	4.83%
6.05% GOI CG 12-06-2019	0.80%
7.80% GOI CG 03-05-2020	0.65%
8.13% GOI CG 21-09-2022	0.54%
8.19% GOI CG 16-01-2020	0.49%
0.00% GOI CG 02-01-2019 C17	0.32%
0.00% GOI CG 02-01-2020 C19	0.30%

CORPORATE DEBT

Security Name	% of total portfolio
7.75% CITICORP FINANCE (INDIA) LIMITED B & D 22-07-201	4.03%
8.50% CORP BANK FD 26-02-2019 1	0.81%
8.50% CORP BANK FD 26-02-2019	0.81%
9.20% AXIS BANK FD 05-06-2019 2	0.81%
9.20% AXIS BANK FD 04-06-2019 3	0.81%
8.33% IRFC B & D 26-03-2019	0.65%
8.67% LIC HOUSING FIN B & D 26-08-2020 263	0.32%
8.50% BOI FD 19-02-2019	0.29%
8.50% BOI FD 20-02-2019	0.29%
8.50% BOI FD 21-02-2019	0.29%

EQUITY

Security Name	% of total portfolio
HDFC BANK LTD.	1.14%
RELIANCE INDUSTRIES LTD.	0.78%
ITC LTD.	0.68%
INFOSYS LIMITED	0.68%
HOUSING DEVELOPMENT FINANCE CORPN.	0.60%
LARSEN & TOUBRO LTD.	0.45%
ICICI BANK LTD.	0.45%
KOTAK MAHINDRA BANK LTD.	0.34%
MAHINDRA & MAHINDRA LTD.	0.32%
TATA CONSULTANCY SERVICES LTD.	0.30%

Asset Category	Actual %	(₹ In crs)
Money Market Instruments	9.75%	301.94

FUND PERFORMANCE*

Returns	1 Mth	6 Mths	1 yr	2 yrs	3 yrs	Since Inception
FlexiProtect Fund	0.14%	2.02%	5.19%	6.67%	5.09%	12.27%
Benchmark	NA	NA	NA	NA	NA	NA

***i) Returns less than or equal to one year are absolute returns. Returns greater than a year are in terms of Compound Annual Growth Rate (CAGR) is expressed as a percentage rounded to the nearest 0.1%.**
ii) Past performance of any of the funds is not indicative of their future prospects or returns

FlexiProtect Fund (Series II) (SFIN - ULIF014080110FLEXPR2FND111)

INVESTMENT OBJECTIVE

To provide capital protection and optimum returns based on systematic asset allocation model.

Assets Mix (In %)	Min	Max	Actual (%)	AUM (In Crs)
Equity	0	100	18.91	445.38
Debt & MMI	0	100	81.09	1909.64
TOTAL			**100.00**	**2355.02**

Fund Description			
Fund Manager Name	Gopikrishna Shenoy		
No of funds managed by fund Manager	Equity	Debt	Balanced
	8	0	2
Launch Date	08-Jan-10		
Risk Profile	Low to Medium		
Benchmark	NA		
NAV as on 31-May-18	21.3184		
Modified Duration	1.05		

DEBT RATING PROFILE

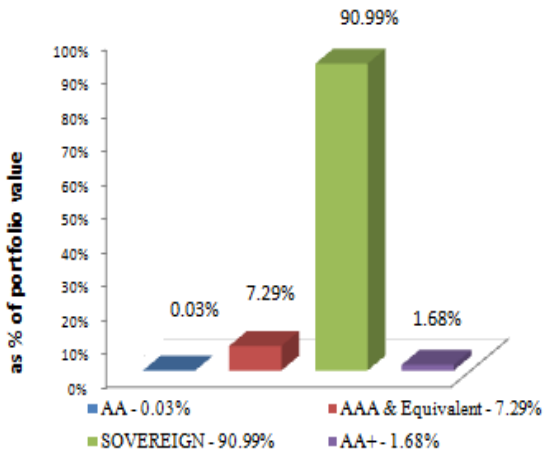

TOP 10 INDUSTRY SECTOR

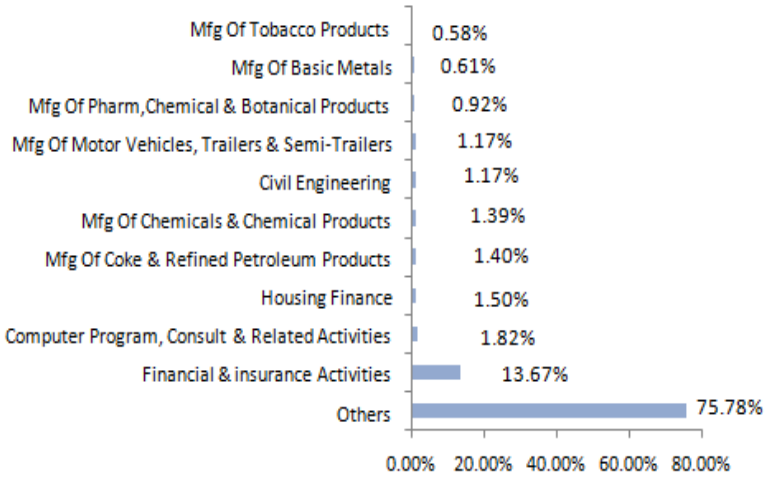

GOVT. SECURITIES

Security Name	% of total portfolio
7.80% GOI CG 03-05-2020	17.91%
6.35% GOI CG 02-01-2020	11.49%
6.9% GOI CG 13-07-2019	4.66%
7.28% GOI CG 03-06-2019	4.25%
8.12% GOI CG 10-12-2020	3.43%
5.69% GOI CG 25-09-2018	3.18%
6.05% GOI CG 02-02-2019	2.11%
6.05% GOI CG 12-06-2019	2.10%
7.80% GOI CG 11-04-2021	1.70%
8.27% GOI CG 09-06-2020	1.18%

CORPORATE DEBT

Security Name	% of total portfolio
9.90% TATA SONS B & D 20-03-2019	2.06%
9.44% LIC HOUSING FIN B & D 30-08-2019	1.50%
8.70% ADITYA BIRLA FINANCE LIMITED B & D 12-04-20	1.07%
7.75% CITICORP FINANCE (INDIA) LIMITED B & D 22-07	1.06%
8.75% PNB FD 26-02-2020	0.04%
8.75% PNB FD 14-02-2020	0.04%
8.75% PNB FD 10-02-2020	0.04%
8.75% BOB FD 09-12-2019	0.04%
8.75% PNB FD 20-02-2020	0.04%
8.75% BOB FD 10-12-2019	0.04%

EQUITY

Security Name	% of total portfolio
HDFC BANK LTD.	1.94%
RELIANCE INDUSTRIES LTD.	1.33%
LARSEN & TOUBRO LTD.	1.06%
INFOSYS LIMITED	1.00%
TATA CONSULTANCY SERVICES LTD.	0.75%
HINDUSTAN UNILEVER LTD.	0.68%
ICICI BANK LTD.	0.67%
HOUSING DEVELOPMENT FINANCE CORPN.	0.64%
ITC LTD.	0.58%
KOTAK MAHINDRA BANK LTD.	0.53%

Asset Category	Actual %	(₹ In crs)
Money Market Instruments	17.54%	412.99

FUND PERFORMANCE*

Returns	1 Mth	6 Mths	1 yr	2 yrs	3 yrs	Since Inception
FlexiProtect Fund (Series II)	-0.05%	2.01%	6.12%	8.86%	6.49%	9.43%
Benchmark	NA	NA	NA	NA	NA	NA

***i) Returns less than or equal to one year are absolute returns. Returns greater than a year are in terms of Compound Annual Growth Rate (CAGR) is expressed as a percentage rounded to the nearest 0.1%.**
ii) Past performance of any of the funds is not indicative of their future prospects or returns

Equity Pension Fund (SFIN - ULIF006150107PEEQITYFND111)

INVESTMENT OBJECTIVE

To provide high equity exposure targeting higher returns in the long term.

Assets Mix (In %)	Min	Max	Actual (%)	AUM (In Crs)
Equity	80	100	96.08	598.64
Debt	0	20	0.41	2.58
Money Market	0	20	3.51	21.87
TOTAL			**100.00**	**623.09**

Fund Description			
Fund Manager Name	Gopikrishna Shenoy		
No of funds managed by fund Manager	Equity	Debt	Balanced
	8	0	2
Launch Date	15-Jan-07		
Risk Profile	High		
Benchmark	Nifty 50		
NAV as on 31-May-18	31.4198		
Modified Duration	1.99		

DEBT RATING PROFILE

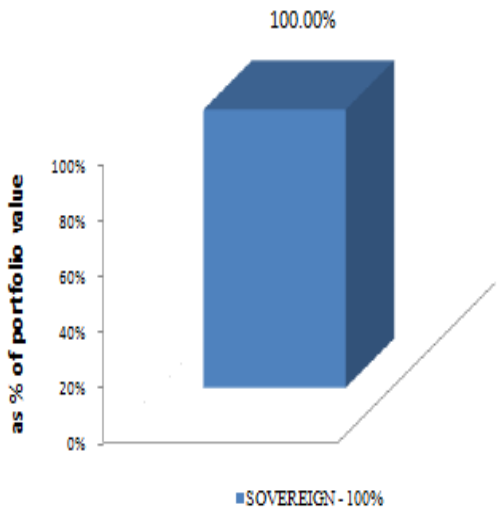

TOP 10 INDUSTRY SECTOR

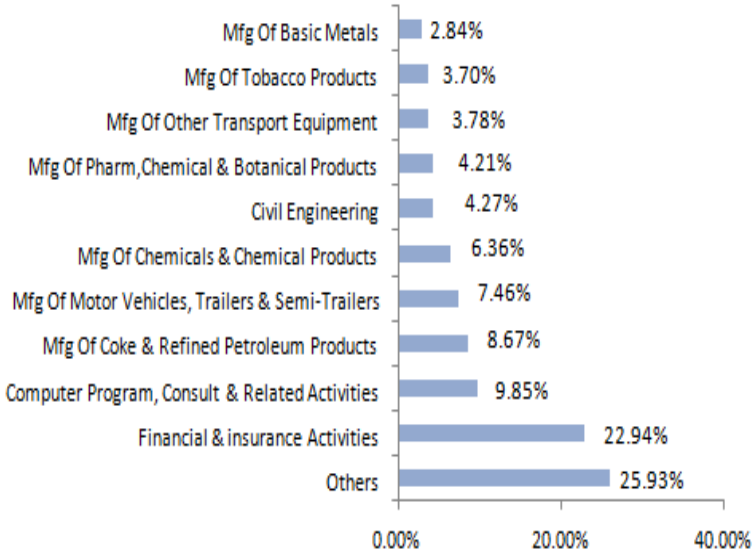

GOVT. SECURITIES

Security Name	% of total portfolio
8.60% GOI CG 02-06-2028	0.41%

Asset Category	Actual %	(₹ In crs)
Money Market Instruments	3.51%	21.87

EQUITY

Security Name	% of total portfolio
HDFC BANK LTD.	7.77%
RELIANCE INDUSTRIES LTD.	6.85%
KOTAK BANKING ETF	6.16%
INFOSYS LIMITED	5.52%
HOUSING DEVELOPMENT FINANCE CORPN.	3.81%
ITC LTD.	3.70%
LARSEN & TOUBRO LTD.	3.46%
MAHINDRA & MAHINDRA LTD.	3.17%
ICICI BANK LTD.	3.07%
HINDUSTAN UNILEVER LTD.	2.95%

FUND PERFORMANCE*

Returns	1 Mth	6 Mths	1 yr	2 yrs	3 yrs	Since Inception
Equity Pension Fund	-1.65%	2.54%	11.11%	16.12%	9.75%	10.58%
Benchmark	-0.03%	4.98%	11.59%	14.70%	8.38%	8.20%

***i) Returns less than or equal to one year are absolute returns. Returns greater than a year are in terms of Compound Annual Growth Rate (CAGR) is expressed as a percentage rounded to the nearest 0.1%.**
ii) Past performance of any of the funds is not indicative of their future prospects or returns

Bond Pension Fund (SFIN - ULIF007160107PENBONDFND111)

INVESTMENT OBJECTIVE

To provide relatively safe and less volatile investment option mainly through debt instruments and accumulation of income through investment in fixed income securities.

Assets Mix (In %)	Min	Max	Actual (%)	AUM (In Crs)
Debt	60	100	91.64	376.48
Money Market	0	40	8.36	34.36
TOTAL			**100.00**	**410.84**

Fund Description			
Fund Manager Name	Nirmal Gandhi		
No of funds managed by fund Manager	Equity	Debt	Balanced
	0	4	0
Launch Date	16-Jan-07		
Risk Profile	Low to Medium		
Benchmark	Crisil CompBex		
NAV as on 31-May-18	26.4005		
Modified Duration	5.01		

DEBT RATING PROFILE

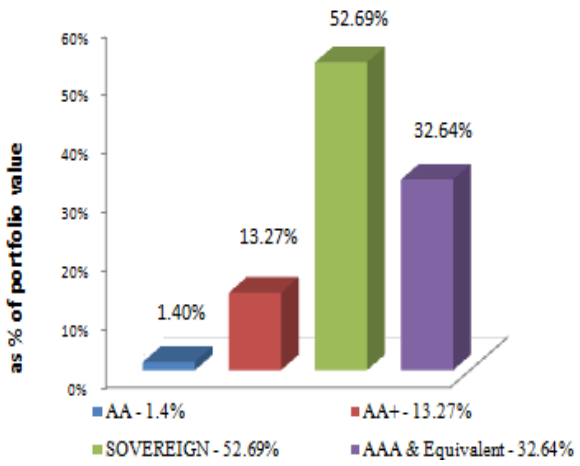

TOP 10 INDUSTRY SECTOR

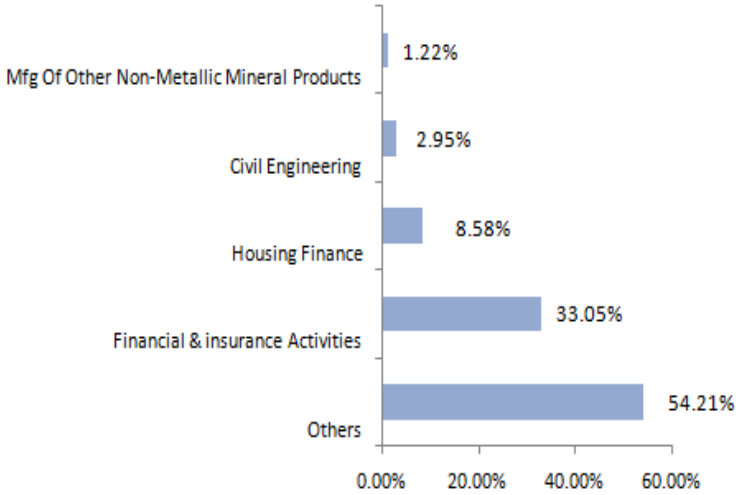

GOVT. SECURITIES

Security Name	% of total portfolio
7.88% GOI CG 19-03-2030	11.98%
6.68% GOI CG 17-09-2031	6.51%
8.60% GOI CG 02-06-2028	6.29%
8.15% GOI CG 24-11-2026	6.10%
8.17% GOI CG 01-12-2044	4.94%
8.87% UTTAR PRADESH SDL 10-03-2028	4.25%
7.72% GOI CG 25-05-2025	3.59%
7.59% GOI CG 20-03-2029	1.17%
9.65% KARNATAKA SDL 14-08-2023	1.00%

CORPORATE DEBT

Security Name	% of total portfolio
8.75% HDFC B & D 13-01-2020 N-002	6.11%
10.00% SHRIRAM TRANSPORT FINANCE CO. LTD. B & D 13-11-2024	5.17%
8.65% INDIA INFRADEBT LIMITED B & D 21-03-2026 SERIES II	4.99%
9.20% CHOLAMANDALAM INVESTMENT & FINANCE COMPANY LIM	4.88%
7.95% HDFC BANK B & D 21-09-2026 1 2016/17	4.65%
7.35% IRFC B & D 22-03-2031 TRANCHE II SERIES IIA	2.54%
8.65% LIC HOUSING FIN B & D 29-09-2020 270	2.44%
7.17% NATIONAL HIGHWAYS AUTHORITY OF INDIA B & D 23-12-2	2.34%
7.63% PFC B & D 14-08-2026 150 B	1.61%
9.85% SHRIRAM TRANSPORT FINANCE CO. LTD. B & D 19-09-2021	1.49%

Asset Category	Actual %	(₹ In crs)
Money Market Instruments	8.36%	34.36

FUND PERFORMANCE*

Returns	1 Mth	6 Mths	1 yr	2 yrs	3 yrs	Since Inception
Bond Pension Fund	-0.13%	-0.26%	2.71%	6.74%	7.27%	8.90%
Benchmark	0.06%	-0.49%	2.44%	6.61%	7.37%	7.41%

***i) Returns less than or equal to one year are absolute returns. Returns greater than a year are in terms of Compound Annual Growth Rate (CAGR) is expressed as a percentage rounded to the nearest 0.1%.**
ii) Past performance of any of the funds is not indicative of their future prospects or returns

Growth Pension Fund (SFIN - ULIF008150207PEGRWTHFND111)

SBI Life INSURANCE With Us, You're Sure

INVESTMENT OBJECTIVE

To provide long-term capital appreciation through investments primarily in equity and equity related instruments with a small part invested in debt and money market for diversification and risk reduction.

Assets Mix (In %)	Min	Max	Actual (%)	AUM (In Crs)
Equity	40	90	72.03	172.73
Debt	10	60	23.48	56.30
Money Market	0	40	4.49	10.78
TOTAL			**100.00**	**239.81**

Fund Description			
Fund Manager Name	Vineet Lakhotia		
No of funds managed by fund Manager	Equity	Debt	Balanced
	9	0	4
Launch Date	15-Feb-07		
Risk Profile	Medium to High		
Benchmark	Nifty 50 (70%) CompBex (30%)		
NAV as on 31-May-18	32.3630		
Modified Duration	4.57		

DEBT RATING PROFILE

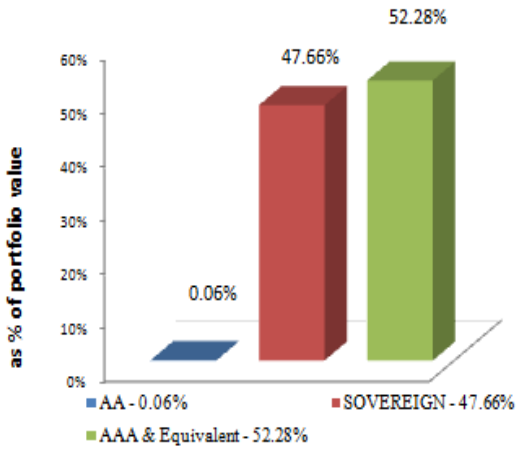

TOP 10 INDUSTRY SECTOR

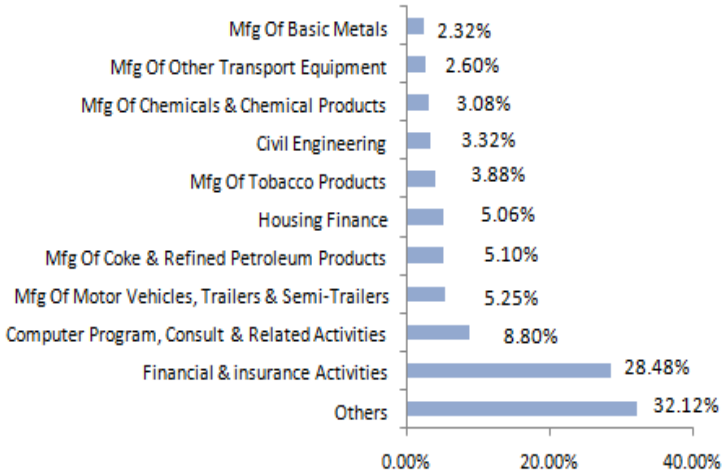

GOVT. SECURITIES

Security Name	% of total portfolio
7.17% GOI CG 08-01-2028	5.98%
6.68% GOI CG 17-09-2031	5.21%

CORPORATE DEBT

Security Name	% of total portfolio
7.60% ICICI BANK B & D 07-10-2023	3.16%
9.63% LIC HOUSING FIN B & D 22-01-2019	2.11%
9.55% HDFC B & D 20-07-2021 I-012	1.70%
8.97% LIC HOUSING FIN B & D 29-10-2019 231	1.25%
7.54% REC B & D 30-12-2026 142	1.17%
9.04% REC B & D 12-10-2019 125	0.84%
8.30% REC B & D 10-04-2025 133	0.82%
8.27% REC B & D 06-02-2025 130	0.82%
7.95% HDFC BANK B & D 21-09-2026 1 2016/17	0.40%
9.40% BLUE DART EXPRESS LIMITED B & D 20-11-201	0.01%

EQUITY

Security Name	% of total portfolio
HDFC BANK LTD.	7.05%
RELIANCE ETF BANK BEES	4.45%
INFOSYS LIMITED	4.34%
RELIANCE INDUSTRIES LTD.	4.13%
ITC LTD.	3.88%
LARSEN & TOUBRO LTD.	3.32%
HOUSING DEVELOPMENT FINANCE CORPN.	3.06%
MARUTI SUZUKI INDIA LTD.	2.42%
ICICI BANK LTD.	2.35%
TATA CONSULTANCY SERVICES LTD.	2.03%

Asset Category	Actual %	(₹ In crs)
Money Market Instruments	4.49%	10.78

FUND PERFORMANCE*

Returns	1 Mth	6 Mths	1 yr	2 yrs	3 yrs	Since Inception
Growth Pension Fund	-0.19%	3.23%	9.58%	13.80%	9.90%	10.95%
Benchmark	0.01%	3.38%	8.88%	12.36%	8.27%	6.76%

***i) Returns less than or equal to one year are absolute returns. Returns greater than a year are in terms of Compound Annual Growth Rate (CAGR) is expressed as a percentage rounded to the nearest 0.1%.**
ii) Past performance of any of the funds is not indicative of their future prospects or returns

Balanced Pension Fund (SFIN - ULIF009210207PEBALANFND111)

SBI Life INSURANCE With Us, You're Sure

INVESTMENT OBJECTIVE

To provide accumulation of income through investment in both equities and fixed income securities with an attempt to maintain a suitable balance between return and safety.

Assets Mix (In %)	Min	Max	Actual (%)	AUM (In Crs)
Equity	40	60	53.90	61.59
Debt	20	60	39.02	44.57
Money Market	0	40	7.08	8.09
TOTAL			**100.00**	**114.25**

Fund Description			
Fund Manager Name	Gopikrishna Shenoy / Raghavan		
No of funds managed by fund Manager	Equity	Debt	Balanced
	8	11	10
Launch Date	21-Feb-07		
Risk Profile	Medium		
Benchmark	Nifty 50 (50%) CompBex (50%)		
NAV as on 31-May-18	34.3937		
Modified Duration	4.18		

DEBT RATING PROFILE

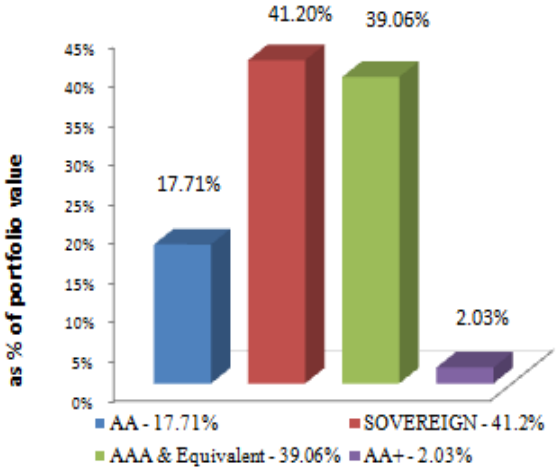

TOP 10 INDUSTRY SECTOR

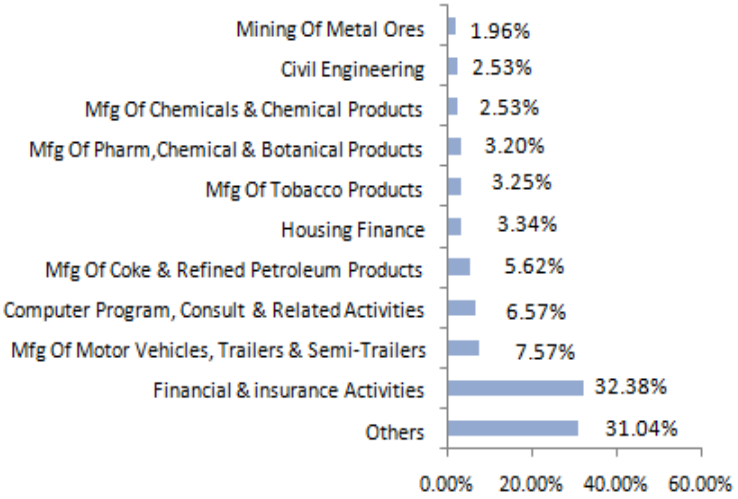

GOVT. SECURITIES

Security Name	% of total portfolio
6.68% GOI CG 17-09-2031	9.76%
7.88% GOI CG 19-03-2030	1.72%
7.38% MAHARASHTRA SDL 10-02-2022	1.70%
7.72% GOI CG 26-10-2055	0.84%
7.59% GOI CG 11-01-2026	0.27%

CORPORATE DEBT

Security Name	% of total portfolio
7.49% GRUH FINANCE LIMITED B & D 31-10-2022 F-015	3.34%
7.72% IRFC B & D 07-06-2019 128	3.05%
9.77% TATA MOTORS B & D 12-09-2024	2.69%
8.55% PFC B & D 09-12-2021 124 B	2.18%
9.45% VEDANTA LIMITED B & D 17-08-2020	1.76%
7.34% IRFC B & D 19-02-2028 Tranche 1 Series II TAX FREE	1.74%
8.27% REC B & D 06-02-2025 130	1.72%
7.90% PIRAMAL ENTERPRISES LIMITED B & D 14-09-2020	1.70%
9.60% SBI FD 11-06-2021 5	0.87%
8.75% PNB FD 08-12-2024	0.87%

EQUITY

Security Name	% of total portfolio
HDFC BANK LTD.	5.87%
RELIANCE INDUSTRIES LTD.	4.06%
INFOSYS LIMITED	3.54%
ITC LTD.	3.25%
LARSEN & TOUBRO LTD.	2.53%
HOUSING DEVELOPMENT FINANCE CORPN.	2.34%
ICICI BANK LTD.	2.27%
MAHINDRA & MAHINDRA LTD.	1.97%
KOTAK MAHINDRA BANK LTD.	1.77%
TATA CONSULTANCY SERVICES LTD.	1.70%

Asset Category	Actual %	(₹ In crs)
Money Market Instruments	7.08%	8.09

FUND PERFORMANCE*

Returns	1 Mth	6 Mths	1 yr	2 yrs	3 yrs	Since Inception
Balanced Pension Fund	-0.48%	2.29%	7.98%	12.39%	9.42%	11.57%
Benchmark	0.02%	2.29%	7.06%	10.76%	8.11%	8.24%

***i) Returns less than or equal to one year are absolute returns. Returns greater than a year are in terms of Compound Annual Growth Rate (CAGR) is expressed as a percentage rounded to the nearest 0.1%.**
ii) Past performance of any of the funds is not indicative of their future prospects or returns

Equity Optimiser Pension Fund (SFIN - ULIF011210108PEEQOPTFND111)

SBI Life INSURANCE With Us, You're Sure

INVESTMENT OBJECTIVE

To provide equity exposure targeting higher returns through long term capital gains.

Assets Mix (In %)	Min	Max	Actual (%)	AUM (In Crs)
Equity	60	100	79.45	156.00
Debt	0	40	8.87	17.44
Money Market	0	40	11.68	22.93
TOTAL			**100.00**	**196.37**

Fund Description			
Fund Manager Name	Vineet Lakhotia		
No of funds managed by fund Manager	Equity	Debt	Balanced
	9	0	4
Launch Date	21-Jan-08		
Risk Profile	High		
Benchmark	Nifty 50 (80%) LiquiFEX (20%)		
NAV as on 31-May-18	24.8318		
Modified Duration	0.50		

DEBT RATING PROFILE

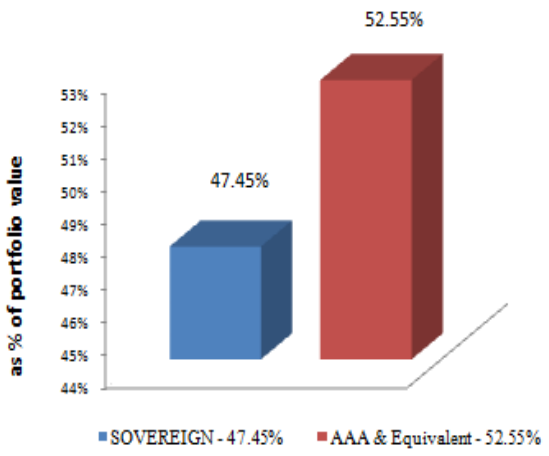

TOP 10 INDUSTRY SECTOR

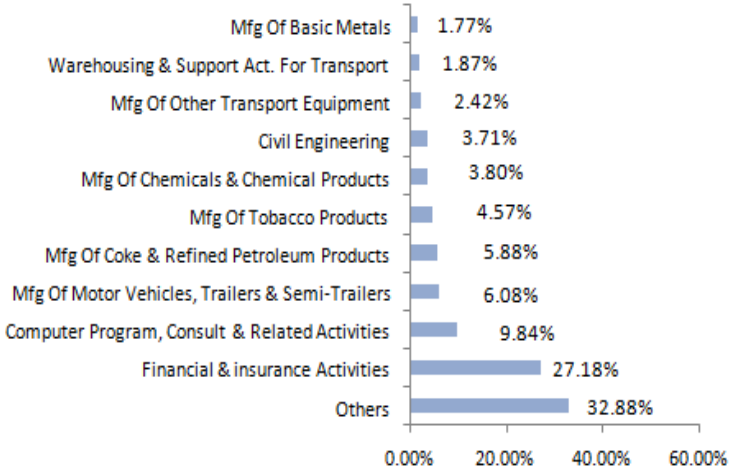

GOVT. SECURITIES

Security Name	% of total portfolio
7.68% GOI CG 15-12-2023	1.01%
7.80% GOI CG 11-04-2021	0.77%
8.79% GOI CG 08-11-2021	0.52%

CORPORATE DEBT

Security Name	% of total portfolio
8.33% IRFC B & D 26-03-2019	2.55%
8.75% PNB FD 09-01-2020 1	0.50%
8.75% PNB FD 10-02-2020 3	0.50%
8.75% PNB FD 07-01-2020 2	0.50%
8.75% PNB FD 10-01-2020 1	0.50%
8.75% PNB FD 07-02-2020 3	0.50%
8.75% PNB FD 11-02-2020 3	0.50%
8.75% PNB FD 07-02-2020 4	0.50%
8.75% PNB FD 08-01-2020 1	0.50%

EQUITY

Security Name	% of total portfolio
RELIANCE ETF BANK BEES	6.81%
HDFC BANK LTD.	6.33%
INFOSYS LIMITED	4.91%
RELIANCE INDUSTRIES LTD.	4.73%
ITC LTD.	4.57%
LARSEN & TOUBRO LTD.	3.71%
HOUSING DEVELOPMENT FINANCE CORPN.	3.57%
MARUTI SUZUKI INDIA LTD.	2.74%
ICICI BANK LTD.	2.25%
TATA CONSULTANCY SERVICES LTD.	2.22%

Asset Category	Actual %	(₹ In crs)
Money Market Instruments	11.68%	22.93

FUND PERFORMANCE*

Returns	1 Mth	6 Mths	1 yr	2 yrs	3 yrs	Since Inception
Equity Optimiser Pension Fund	-0.05%	3.71%	11.51%	15.33%	10.22%	9.17%
Benchmark	0.10%	4.73%	10.72%	13.21%	8.30%	6.20%

***i) Returns less than or equal to one year are absolute returns. Returns greater than a year are in terms of Compound Annual Growth Rate (CAGR) is expressed as a percentage rounded to the nearest 0.1%.**
ii) Past performance of any of the funds is not indicative of their future prospects or returns

SBI Life INSURANCE With Us, You're Sure

Index Pension Fund (SFIN - ULIF017180110PEINDEXFND111)

INVESTMENT OBJECTIVE

To provide returns closely corresponding to returns of NSE, S&P CNX Nifty Index, though investment regulations may restrict investment in group companies and some large cap companies listed on the Nifty Index leading to higher tracking error.

Assets Mix (In %)	Min	Max	Actual (%)	AUM (In Crs)
Equity	90	100	99.60	46.93
Money Market	0	10	0.40	0.19
TOTAL			**100.00**	**47.12**

Fund Description			
Fund Manager Name	Gopikrishna Shenoy		
No of funds managed by fund Manager	Equity	Debt	Balanced
	8	0	2
Launch Date	18-Jan-10		
Risk Profile	High		
Benchmark	Nifty 50		
NAV as on 31-May-18	21.3172		
Modified Duration	NA		

TOP 10 INDUSTRY SECTOR

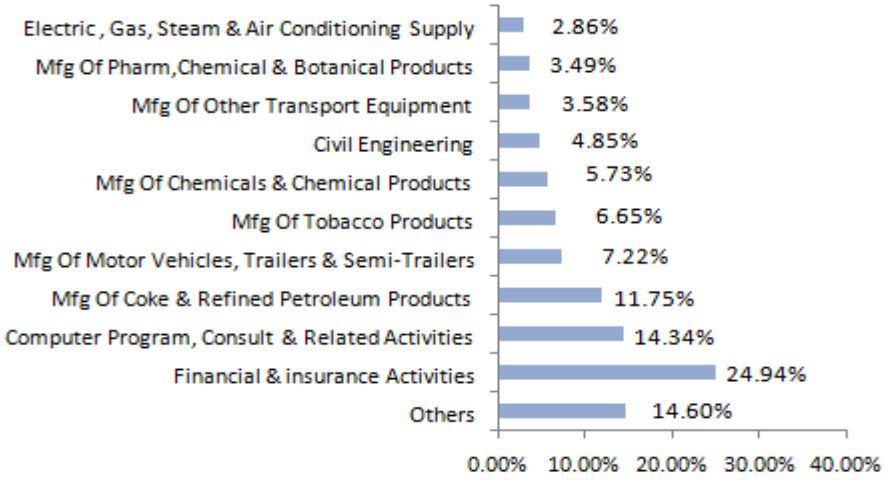

EQUITY

Security Name	% of total portfolio
RELIANCE INDUSTRIES LTD.	9.11%
HDFC BANK LTD.	7.33%
ITC LTD.	6.65%
INFOSYS LIMITED	6.31%
HOUSING DEVELOPMENT FINANCE CORPN.	5.13%
LARSEN & TOUBRO LTD.	4.85%
TATA CONSULTANCY SERVICES LTD.	4.67%
HINDUSTAN UNILEVER LTD.	3.30%
MARUTI SUZUKI INDIA LTD.	3.26%
ICICI BANK LTD.	3.07%

Asset Category	Actual %	(₹ In crs)
Money Market Instruments	0.40%	0.19

FUND PERFORMANCE*

Returns	1 Mth	6 Mths	1 yr	2 yrs	3 yrs	Since Inception
Index Pension Fund	-0.87%	4.21%	10.90%	13.58%	7.94%	9.46%
Benchmark	-0.03%	4.98%	11.59%	14.70%	8.38%	8.86%

***i) Returns less than or equal to one year are absolute returns. Returns greater than a year are in terms of Compound Annual Growth Rate (CAGR) is expressed as a percentage rounded to the nearest 0.1%.**
ii) Past performance of any of the funds is not indicative of their future prospects or returns

Top 300 Pension Fund (SFIN - ULIF018180110PETP300FND111)

INVESTMENT OBJECTIVE

To provide long term capital appreciation by investing in stocks of top 300 companies in terms of market capitalization on the National Stock Exchange.

Assets Mix (In %)	Min	Max	Actual (%)	AUM (In Crs)
Equity	60	100	82.33	229.21
Money Market	0	40	17.67	49.19
TOTAL			**100.00**	**278.40**

Fund Description			
Fund Manager Name	Vineet Lakhotia		
No of funds managed by fund Manager	Equity	Debt	Balanced
	9	0	4
Launch Date	18-Jan-10		
Risk Profile	High		
Benchmark	Nifty 50 (80%) LiquiFEX (20%)		
NAV as on 31-May-18	23.3561		
Modified Duration	0.00		

TOP 10 INDUSTRY SECTOR

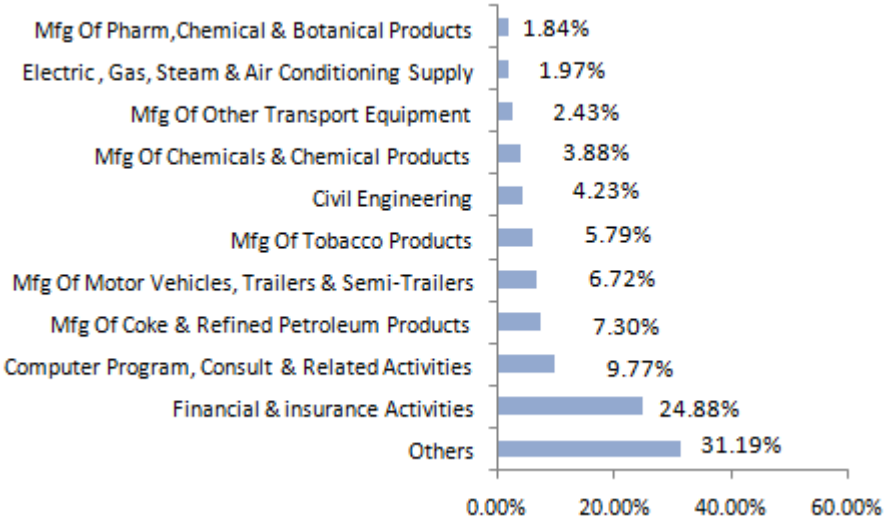

EQUITY

Security Name	% of total portfolio
HDFC BANK LTD.	8.68%
RELIANCE INDUSTRIES LTD.	6.16%
ITC LTD.	5.79%
INFOSYS LIMITED	5.47%
LARSEN & TOUBRO LTD.	4.23%
HOUSING DEVELOPMENT FINANCE CORPN.	3.46%
ICICI BANK LTD.	3.30%
MAHINDRA & MAHINDRA LTD.	2.80%
TATA CONSULTANCY SERVICES LTD.	2.58%
MARUTI SUZUKI INDIA LTD.	2.45%

Asset Category	Actual %	(₹ In crs)
Money Market Instruments	17.67%	49.19

FUND PERFORMANCE*

Returns	1 Mth	6 Mths	1 yr	2 yrs	3 yrs	Since Inception
Top 300 Pension Fund	-0.60%	3.72%	11.73%	14.86%	9.78%	10.66%
Benchmark	0.10%	4.73%	10.72%	13.21%	8.30%	8.85%

***i) Returns less than or equal to one year are absolute returns. Returns greater than a year are in terms of Compound Annual Growth Rate (CAGR) is expressed as a percentage rounded to the nearest 0.1%.**
ii) Past performance of any of the funds is not indicative of their future prospects or returns

Daily Protect Fund II (SFIN - ULIF020040311DLYPRO2FND111)

INVESTMENT OBJECTIVE

To provide NAV protection using the CPPI (Constant Proportion Portfolio Insurance) methodology. The asset allocation is dynamically rebalanced to give a guarantee^ of 105% of the highest NAV in the built-up phase.

Assets Mix (In %)	Min	Max	Actual (%)	AUM (In Crs)
Equity	0	100	22.48	288.11
Debt & MMI	0	100	77.52	993.32
TOTAL			**100.00**	**1281.43**

Fund Description			
Fund Manager Name	Vineet Lakhotia		
No of funds managed by fund Manager	Equity	Debt	Balanced
	9	0	4
Launch Date	04-Mar-11		
Risk Profile	Low to Medium		
Benchmark	NA		
NAV as on 31-May-18	18.3460		
Modified Duration	2.20		

^The Guaranteed NAV shall be available only at maturity and shall be subject to the Policy being in force till the maturity date. Guarantee charge of 0.50% p.a. of Daily Protect Fund II value, would be recovered from the fund (through cancellation of units) to provide the NAV guarantee.

DEBT RATING PROFILE

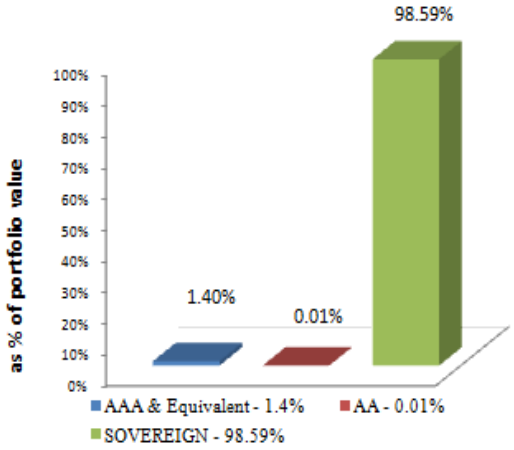

TOP 10 INDUSTRY SECTOR

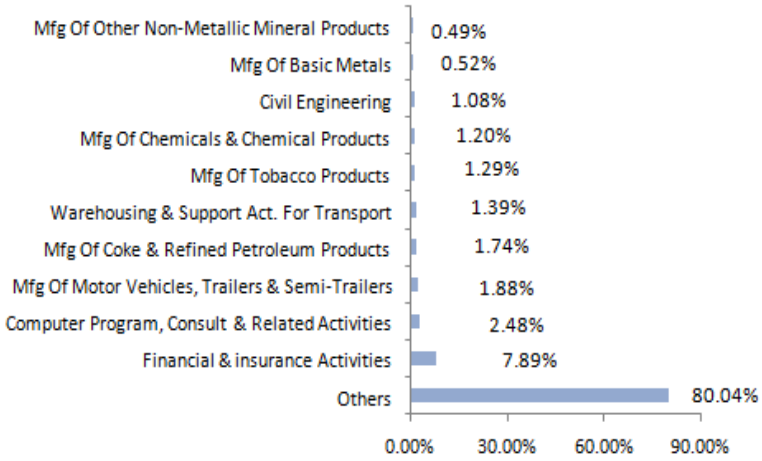

GOVT. SECURITIES

Security Name	% of total portfolio
7.80% GOI CG 11-04-2021	38.77%
8.12% GOI CG 10-12-2020	8.46%
8.35% GOI CG 14-05-2022	7.53%
8.79% GOI CG 08-11-2021	6.83%
8.27% GOI CG 09-06-2020	5.14%
7.80% GOI CG 03-05-2020	1.33%
7.28% GOI CG 03-06-2019	1.17%

CORPORATE DEBT

Security Name	% of total portfolio
9.05% PETRONET LNG LIMITED B & D 28-10-2019 II	0.98%
9.40% BLUE DART EXPRESS LIMITED B & D 20-11-2018	0.00%
9.50% BLUE DART EXPRESS LIMITED B & D 20-11-2019	0.00%

EQUITY

Security Name	% of total portfolio
HDFC BANK LTD.	2.45%
INFOSYS LIMITED	1.45%
RELIANCE INDUSTRIES LTD.	1.40%
ITC LTD.	1.29%
LARSEN & TOUBRO LTD.	1.08%
HOUSING DEVELOPMENT FINANCE CORPN.	1.06%
ICICI BANK LTD.	0.98%
KOTAK MAHINDRA BANK LTD.	0.94%
MARUTI SUZUKI INDIA LTD.	0.90%
INDUS IND BANK LTD.	0.68%

Asset Category	Actual %	(₹ In crs)
Money Market Instruments	7.28%	93.33

FUND PERFORMANCE*

Returns	1 Mth	6 Mths	1 yr	2 yrs	3 yrs	Since Inception
Daily Protect Fund II	0.08%	1.35%	5.46%	8.37%	6.28%	8.73%
Benchmark	NA	NA	NA	NA	NA	NA

***i) Returns less than or equal to one year are absolute returns. Returns greater than a year are in terms of Compound Annual Growth Rate (CAGR) is expressed as a percentage rounded to the nearest 0.1%.**
ii) Past performance of any of the funds is not indicative of their future prospects or returns

Return Guarantee Fund (RGF) RGF070311 (SFIN - ULIF023090311RETGRT1FND111)

SBI Life INSURANCE With Us, You're Sure

INVESTMENT OBJECTIVE

To provide a guaranteed return over a pre-specified fixed period. It aims to guaranteed# fixed return by investing mostly in fixed income securities (debt instruments, money market instruments and cash) with maturities close to the termination date of the fund.

Assets Mix (In %)	Min	Max	Actual (%)	AUM (In Crs)
Debt	60	100	80.70	130.98
Money Market	0	40	19.30	31.33
TOTAL			**100.00**	**162.31**

Fund Description			
Fund Manager Name	Raghavan MJ		
No of funds managed by fund Manager	Equity	Debt	Balanced
	0	11	8
Launch Date	09-Mar-11		
Risk Profile	Low		
Benchmark	NA		
NAV as on 31-May-18	17.1731		
Modified Duration	2.03		

 # The Return Guarantee (Minimum NAV Guarantee) is applicable only in respect of the Return Guarantee Fund (RGF) and is applicable to the NAV at the end of the 10th year from the start of the subscription period of the Fund and /or sub-fund(s). The guarantee will apply to all contributions made during the subscription period. To provide the 'Return Guarantee' a guarantee charge of 0.35% p.a. of the Fund Value levied on RGF would be recovered through cancellation of units.

DEBT RATING PROFILE

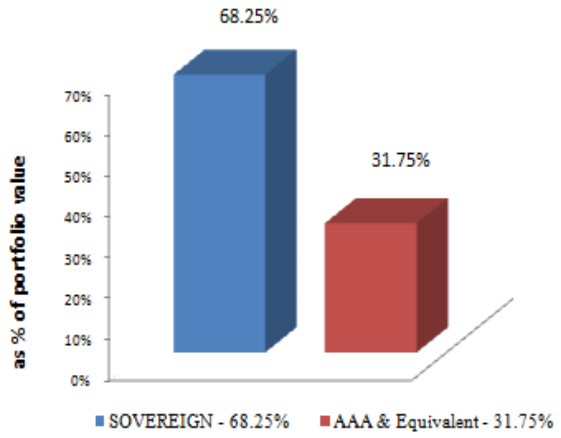

TOP 10 INDUSTRY SECTOR

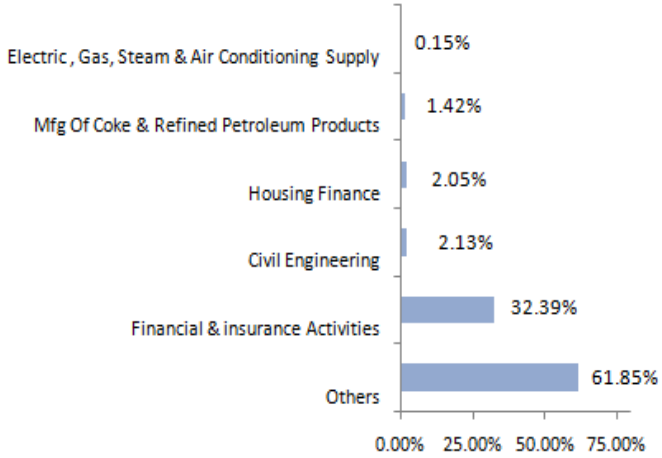

GOVT. SECURITIES

Security Name	% of total portfolio
8.2% GOI CG 15-02-2022	15.58%
8.13% GOI CG 21-09-2022	15.03%
8.08% GOI CG 02-08-2022	4.00%
8.42% GUJRAT SDL 10-11-2020	3.09%
0.00% GOI CG 02-01-2020 P	2.75%
8.48% ORISSA SDL 24-02-2021	0.62%
8.39% UTTAR PRADESH SDL 22-09-2020	0.49%
9.19% KARNATAKA SDL 09-11-2021	0.47%
8.17% WEST BANGAL SDL 07-07-2020	0.25%
8.36% HARIYANA SDL 08-04-2021	0.15%

CORPORATE DEBT

Security Name	% of total portfolio
0.00% REC B & D 15-12-2020	8.69%
9.05% PFC B & D 15-12-2020 71.I	3.11%
9.50% SYNDICATE BANK FD 05-03-2021	3.08%
9.50% SYNDICATE BANK FD 05-03-2021 1	3.08%
9.50% CANARA BANK FD 06-03-2021 9	2.46%
9.50% CANARA BANK FD 06-03-2021 1	1.73%
9.65% HDFC B & D 17-01-2019 L-015	1.55%
8.40% L&T B & D 24-09-2020	1.48%
8.75% RIL B & D 07-05-2020	1.42%
9.50% CANARA BANK FD 06-03-2021 2	1.23%

Asset Category	Actual %	(₹ In crs)
Money Market Instruments	19.30%	31.33

FUND PERFORMANCE*

Returns	1 Mth	6 Mths	1 yr	2 yrs	3 yrs	Since Inception
RGF070311	0.31%	1.50%	4.89%	6.95%	7.50%	7.76%
Benchmark	NA	NA	NA	NA	NA	NA

***i) Returns less than or equal to one year are absolute returns. Returns greater than a year are in terms of Compound Annual Growth Rate (CAGR) is expressed as a percentage rounded to the nearest 0.1%.**
ii) Past performance of any of the funds is not indicative of their future prospects or returns

Return Guarantee Fund (RGF) RGF150611 (SFIN - ULIF023210611RETGRT2FND111)

SBI Life INSURANCE With Us, You're Sure

INVESTMENT OBJECTIVE

To provide a guaranteed return over a pre-specified fixed period. It aims to guaranteed# fixed return by investing mostly in fixed income securities (debt instruments, money market instruments and cash) with maturities close to the termination date of the fund.

Assets Mix (In %)	Min	Max	Actual (%)	AUM (In Crs)
Debt	60	100	87.71	70.62
Money Market	0	40	12.29	9.90
TOTAL			**100.00**	**80.52**

Fund Description			
Fund Manager Name	Raghavan MJ		
No of funds managed by fund Manager	Equity	Debt	Balanced
	0	11	8
Launch Date	21-Jun-11		
Risk Profile	Low		
Benchmark	NA		
NAV as on 31-May-18	16.9014		
Modified Duration	2.35		

 # The Return Guarantee (Minimum NAV Guarantee) is applicable only in respect of the Return Guarantee Fund (RGF) and is applicable to the NAV at the end of the 10th year from the start of the subscription period of the Fund and /or sub-fund(s). The guarantee will apply to all contributions made during the subscription period. To provide the 'Return Guarantee' a guarantee charge of 0.35% p.a. of the Fund Value levied on RGF would be recovered through cancellation of units.

DEBT RATING PROFILE

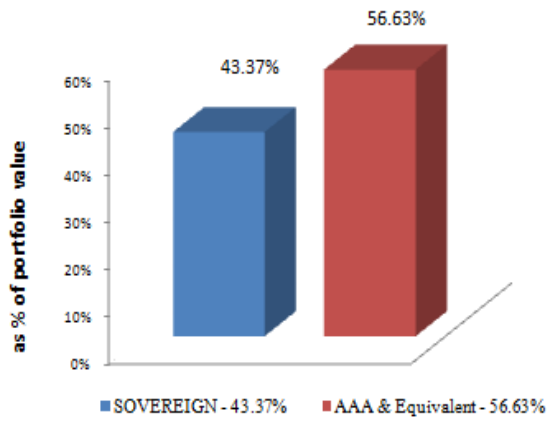

TOP 10 INDUSTRY SECTOR

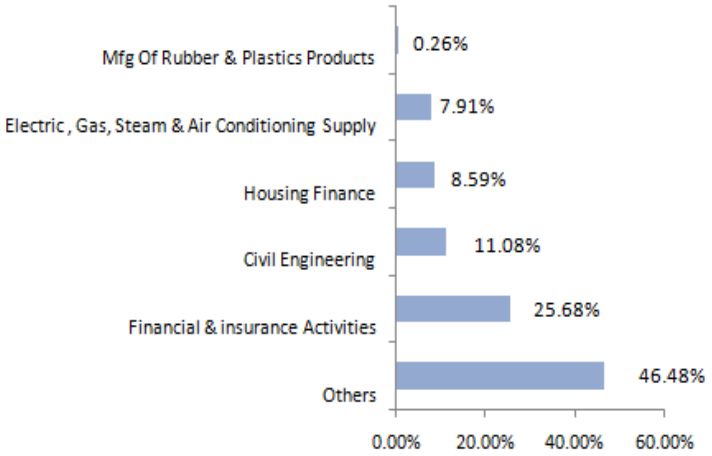

GOVT. SECURITIES

Security Name	% of total portfolio
8.13% GOI CG 21-09-2022	14.16%
8.08% GOI CG 02-08-2022	8.87%
8.12% GOI CG 10-12-2020	5.02%
8.48% ORISSA SDL 24-02-2021	1.87%
9.19% KARNATAKA SDL 09-11-2021	1.59%
8.40% GUJRAT SDL 24-11-2020	0.99%
8.15% GUJRAT SDL 07-07-2020	0.88%
8.17% WEST BANGAL SDL 07-07-2020	0.43%
8.36% HARIYANA SDL 08-04-2021	0.31%
8.79% GOI CG 08-11-2021	0.05%

CORPORATE DEBT

Security Name	% of total portfolio
7.17% NATIONAL HIGHWAYS AUTHORITY OF INDIA E	8.97%
9.35% PGC B & D 29-08-2021 F	7.60%
9.70% PFC B & D 09-06-2021	6.39%
9.45% HDFC B & D 17-08-2021	6.33%
9.48% REC B & D 10-08-2021	2.92%
9.36% PFC B & D 01-08-2021 76-A	2.53%
8.40% L&T B & D 24-09-2020	1.98%
9.65% HDFC B & D 17-01-2019 L-015	1.88%
0.00% REC B & D 15-12-2020	1.38%
9.70% L&T INFRA DEBT FUND LIMITED B & D 10-06-2	1.27%

Asset Category	Actual %	(₹ In crs)
Money Market Instruments	12.29%	9.90

FUND PERFORMANCE*

Returns	1 Mth	6 Mths	1 yr	2 yrs	3 yrs	Since Inception
RGF150611	0.03%	0.69%	3.77%	6.40%	7.14%	7.84%
Benchmark	NA	NA	NA	NA	NA	NA

***i) Returns less than or equal to one year are absolute returns. Returns greater than a year are in terms of Compound Annual Growth Rate (CAGR) is expressed as a percentage rounded to the nearest 0.1%.**
ii) Past performance of any of the funds is not indicative of their future prospects or returns

Daily Protect Fund III (SFIN - ULIF020010911DLYPRO3FND111)

INVESTMENT OBJECTIVE

To provide NAV protection using the CPPI (Constant Proportion Portfolio Insurance) methodology. The asset allocation is dynamically rebalanced to give a guarantee^ of 105% of the highest NAV in the built-up phase.

Assets Mix (In %)	Min	Max	Actual (%)	AUM (In Crs)
Equity	0	100	28.85	1650.64
Debt & MMI	0	100	71.15	4070.11
TOTAL			**100.00**	**5720.75**

Fund Description			
Fund Manager Name	Vineet Lakhotia		
No of funds managed by fund Manager	Equity	Debt	Balanced
	9	0	4
Launch Date	01-Sept-11		
Risk Profile	Low to Medium		
Benchmark	NA		
NAV as on 31-May-18	20.4704		
Modified Duration	2.18		

^The Guaranteed NAV shall be available only at maturity and shall be subject to the Policy being in force till the maturity date. Guarantee charge of 0.50% p.a. of Daily Protect Fund III value, would be recovered from the fund (through cancellation of units) to provide the NAV guarantee.

DEBT RATING PROFILE

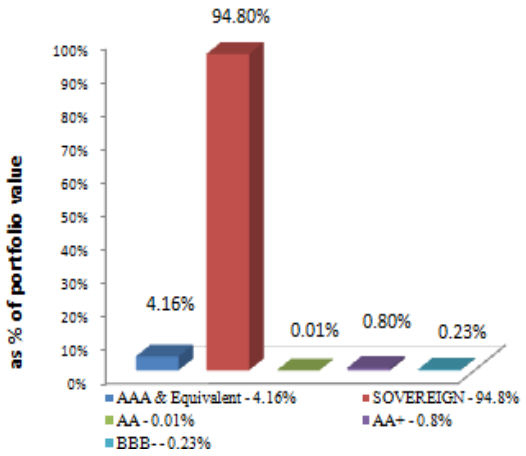

TOP 10 INDUSTRY SECTOR

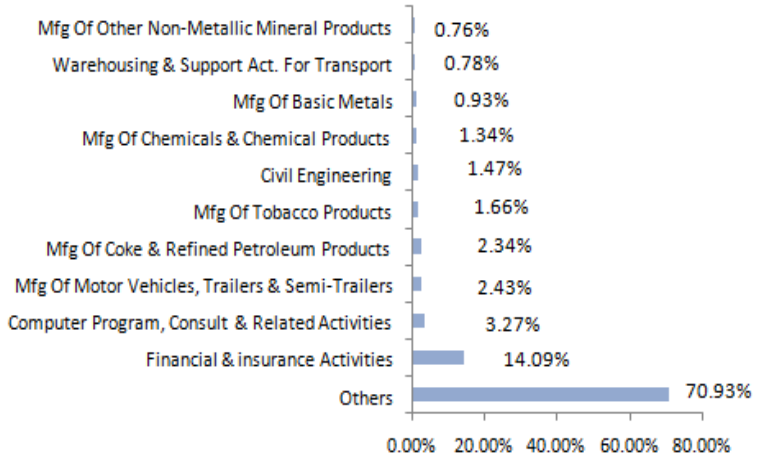

GOVT. SECURITIES

Security Name	% of total portfolio
7.80% GOI CG 11-04-2021	42.43%
8.79% GOI CG 08-11-2021	7.12%
7.80% GOI CG 03-05-2020	2.98%
8.12% GOI CG 10-12-2020	2.64%
6.35% GOI CG 02-01-2020	1.93%
8.27% GOI CG 09-06-2020	1.59%
7.94% GOI CG 24-05-2021	0.88%
8.35% GOI CG 14-05-2022	0.82%
7.28% GOI CG 03-06-2019	0.65%
8.27% RAJASTHAN SDL 23-06-2023 UDAY	0.48%

CORPORATE DEBT

Security Name	% of total portfolio
SBI LIQUID FUND - DIRECT PLAN - GROWTH	2.19%
7.8409% BAJAJ FINANCE LIMITED B & D 29-06-2020 208	1.20%
7.65% BAJAJ FINANCE LIMITED B & D 10-01-2020 197	0.86%
9.20% CHOLAMANDALAM INVESTMENT & FINANCE COMPAN	0.53%
7.7435% BAJAJ FINANCE LIMITED B & D 30-06-2020 21	0.43%
9.80% JSPL B & D 29-12-2021	0.15%
8.75% HDFC B & D 04-03-2021 P-002	0.10%
8.40% L&T B & D 24-09-2020	0.09%
8.80% L&T B & D 13-04-2020	0.03%
8.75% CORP BANK FD 19-02-2021 1	0.02%

EQUITY

Security Name	% of total portfolio
HDFC BANK LTD.	3.10%
RELIANCE INDUSTRIES LTD.	1.93%
INFOSYS LIMITED	1.87%
ITC LTD.	1.66%
LARSEN & TOUBRO LTD.	1.34%
ICICI BANK LTD.	1.27%
KOTAK MAHINDRA BANK LTD.	1.24%
HOUSING DEVELOPMENT FINANCE CORPN.	1.22%
MARUTI SUZUKI INDIA LTD.	1.15%
INDUS IND BANK LTD.	0.89%

Asset Category	Actual %	(₹ In crs)
Money Market Instruments	2.63%	150.21

*FUND PERFORMANCE**

Returns	1 Mth	6 Mths	1 yr	2 yrs	3 yrs	Since Inception
Daily Protect Fund III	0.09%	1.49%	5.94%	9.02%	6.34%	11.19%
Benchmark	NA	NA	NA	NA	NA	NA

***i) Returns less than or equal to one year are absolute returns. Returns greater than a year are in terms of Compound Annual Growth Rate (CAGR) is expressed as a percentage rounded to the nearest 0.1%.**
ii) Past performance of any of the funds is not indicative of their future prospects or returns

Money Market Fund (SFIN - ULIF005010206MONYMKTFND111)

INVESTMENT OBJECTIVE

To provide an option to deploy the funds in liquid and safe instruments so as to avoid market risk on a temporary basis.

Assets Mix (In %)	Min	Max	Actual (%)	AUM (In Crs)
Debt	0	20	6.93	9.52
Money Market	80	100	93.07	127.87
TOTAL			**100.00**	**137.39**

Fund Description			
Fund Manager Name	Raghavan MJ		
No of funds managed by fund Manager	Equity	Debt	Balanced
	0	11	8
Launch Date	01-Feb-06		
Risk Profile	Low		
Benchmark	CRISIL T-Bill Index #		
NAV as on 31-May-18	23.7282		
Modified Duration	0.20		

 # Upto 31st March 2018, benchmark is CRISIL Liquifex & from 1st April 2018 onwards benchmark is CRISIL T-Bill Index.

DEBT RATING PROFILE

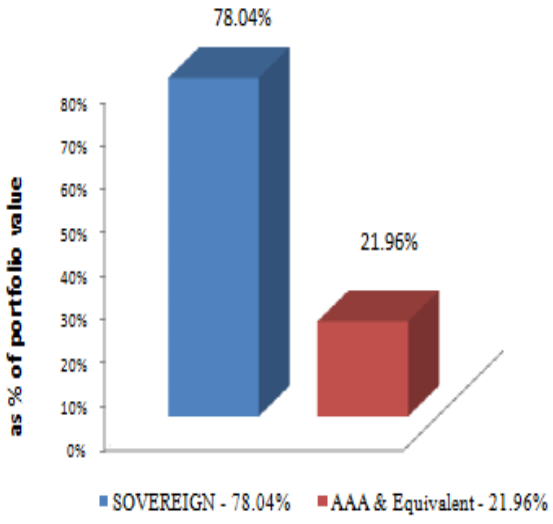

TOP 10 INDUSTRY SECTOR

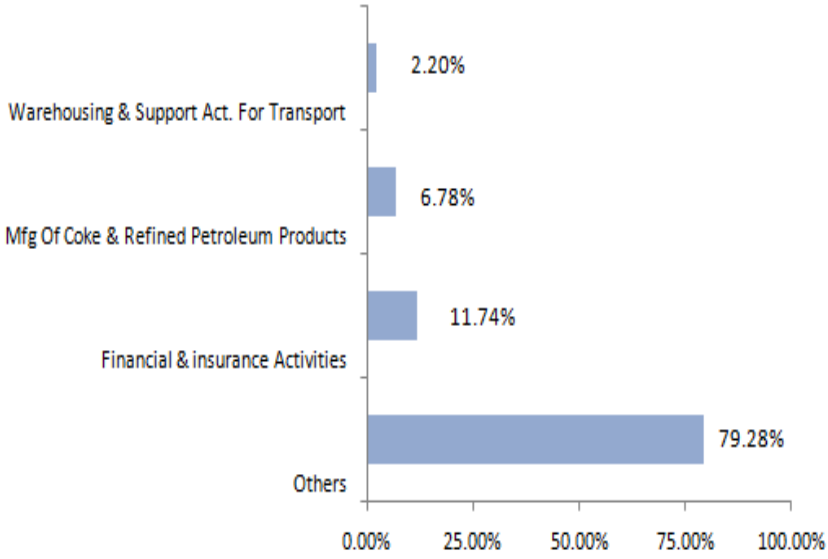

GOVT. SECURITIES

Security Name	% of total portfolio
7.80% GOI CG 11-04-2021	0.73%

CORPORATE DEBT

Security Name	% of total portfolio
9.05% PETRONET LNG LIMITED B & D 28-10-2019 II	2.20%
7.95% PFC B & D 13-05-2019 148	2.18%
8.33% IRFC B & D 26-03-2019	1.82%

Asset Category	Actual %	(₹ In crs)
Money Market Instruments	93.07%	127.87

FUND PERFORMANCE*

Returns	1 Mth	6 Mths	1 yr	2 yrs	3 yrs	Since Inception
Money Market Fund	0.51%	2.97%	6.15%	6.88%	7.31%	7.26%
Benchmark	0.45%	3.32%	6.71%	6.83%	7.19%	7.41%

***i) Returns less than or equal to one year are absolute returns. Returns greater than a year are in terms of Compound Annual Growth Rate (CAGR) is expressed as a percentage rounded to the nearest 0.1%.**
ii) Past performance of any of the funds is not indicative of their future prospects or returns

Money Market Pension Fund (SFIN - ULIF013200308PEMNYMTFND111)

INVESTMENT OBJECTIVE

To provide an option to deploy the funds in liquid and safe instruments so as to avoid market risk on a temporary basis.

Assets Mix (In %)	Min	Max	Actual (%)	AUM (In Crs)
Debt	0	20	16.16	3.00
Money Market	80	100	83.84	15.60
TOTAL			**100.00**	**18.60**

Fund Description			
Fund Manager Name	Raghavan MJ		
No of funds managed by fund Manager	Equity	Debt	Balanced
	0	11	8
Launch Date	20-Mar-08		
Risk Profile	Low		
Benchmark	CRISIL T-Bill Index #		
NAV as on 31-May-18	21.9659		
Modified Duration	0.26		

 # Upto 31st March 2018, benchmark is CRISIL Liquifex & from 1st April 2018 onwards benchmark is CRISIL T-Bill Index.

DEBT RATING PROFILE

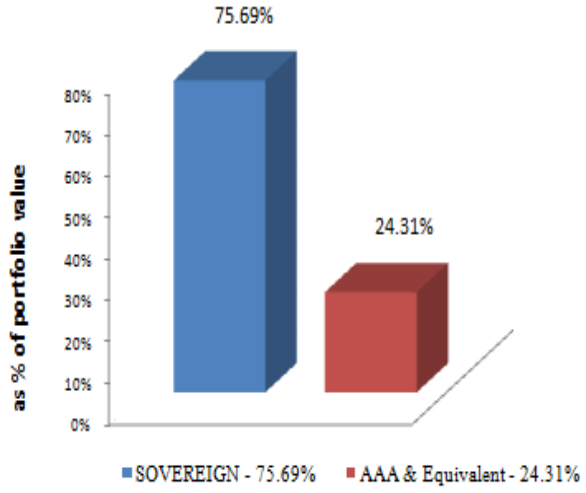

TOP 10 INDUSTRY SECTOR

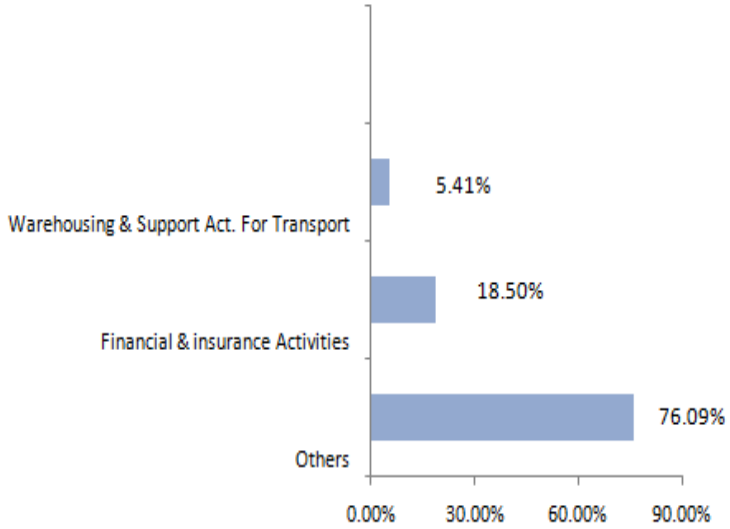

CORPORATE DEBT

Security Name	% of total portfolio
8.33% IRFC B & D 26-03-2019	8.06%
9.05% PETRONET LNG LIMITED B & D 28-10-2019 II	5.41%
7.95% PFC B & D 13-05-2019 148	2.68%

Asset Category	Actual %	(₹ In crs)
Money Market Instruments	83.84%	15.60

FUND PERFORMANCE*

Returns	1 Mth	6 Mths	1 yr	2 yrs	3 yrs	Since Inception
Money Market Pension Fund	0.48%	2.91%	6.12%	6.88%	7.40%	8.02%
Benchmark	0.45%	3.32%	6.71%	6.83%	7.19%	7.55%

***i) Returns less than or equal to one year are absolute returns. Returns greater than a year are in terms of Compound Annual Growth Rate (CAGR) is expressed as a percentage rounded to the nearest 0.1%.**
ii) Past performance of any of the funds is not indicative of their future prospects or returns

Guaranteed Pension Fund (GPF070211) (SFIN - ULIF022090211PEGURNTFND111)

INVESTMENT OBJECTIVE

To maximise the investment return subject to a guaranteed^ return over a pre specified fixed period (till the last vesting date of all policies invested in the fund). It aims to guarantee a reverse repo related return by investing mostly in fixed income securities (debt instruments, money market instruments and cash) with maturities close to the maturity date of the fund.

Assets Mix (In %)	Min	Max	Actual (%)	AUM (In Crs)
Equity	0	10	0.00	0.00
Debt & MMI	90	100	100.00	10.67
TOTAL			**100.00**	**10.67**

Fund Description			
Fund Manager Name	Raghavan MJ		
No of funds managed by fund Manager	Equity	Debt	Balanced
	0	11	8
Launch Date	09-Feb-11		
Risk Profile	Low		
Benchmark	NA		
NAV as on 31-May-18	16.1872		
Modified Duration	3.96		

^The Guaranteed NAV is applicable only at maturity, and shall be further subject to the Policy being in force till the Maturity Date. Guarantee Charge of 0.35% p.a. would be recovered from the Fund (through cancellation of units) to provide the NAV Guarantee.

DEBT RATING PROFILE

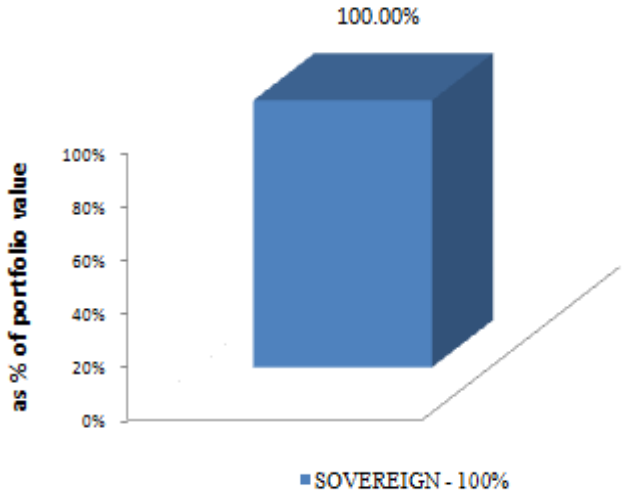

GOVT. SECURITIES

Security Name	% of total portfolio
7.68% GOI CG 15-12-2023	92.81%

Asset Category	Actual %	(₹ In crs)
Money Market Instruments	7.19%	0.77

FUND PERFORMANCE*

Returns	1 Mth	6 Mths	1 yr	2 yrs	3 yrs	Since Inception
GPF070211	0.14%	-0.74%	1.59%	6.47%	6.44%	6.81%
Benchmark	NA	NA	NA	NA	NA	NA

***i) Returns less than or equal to one year are absolute returns. Returns greater than a year are in terms of Compound Annual Growth Rate (CAGR) is expressed as a percentage rounded to the nearest 0.1%.**
ii) Past performance of any of the funds is not indicative of their future prospects or returns

Discontinued Policy Fund (SFIN - ULIF024110411DISCOPOFND111)

This is a segregated fund of the company and created as required by the IRDAI.

INVESTMENT OBJECTIVE

The objective of the fund is to achieve relatively less volatile investment return mainly through debt instruments and accumulation of income through investment in fixed interest securities and liquid investments.

Assets Mix (In %)	Min	Max	Actual (%)	AUM (In Crs)
Govt. Securities	60	100	66.97	1636.03
Money Market	0	40	33.03	807.01
TOTAL			**100.00**	**2443.04**

Fund Description			
Fund Manager Name	Nirmal Gandhi		
No of funds managed by fund Manager	Equity	Debt	Balanced
	0	4	0
Launch Date	11-Apr-11		
Risk Profile	Low		
Benchmark	NA		
NAV as on 31-May-18	15.8840		
Modified Duration	2.44		

DEBT RATING PROFILE

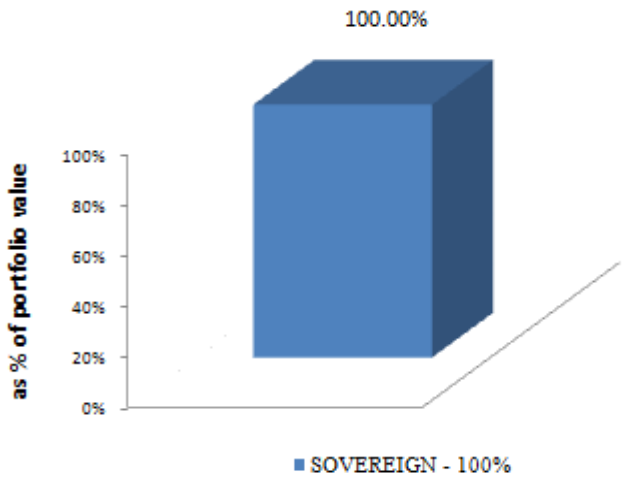

GOVT. SECURITIES

Security Name	% of total portfolio
7.68% GOI CG 15-12-2023	19.67%
8.83% GOI CG 25-11-2023	9.61%
8.15% GOI CG 24-11-2026	7.39%
7.28% GOI CG 03-06-2019	5.24%
5.69% GOI CG 25-09-2018	5.10%
8.27% GOI CG 09-06-2020	3.82%
7.72% GOI CG 25-05-2025	3.02%
7.80% GOI CG 03-05-2020	2.05%
7.35% GOI CG 22-06-2024	1.99%
7.80% GOI CG 11-04-2021	1.64%

Asset Category	Actual %	(₹ In crs)
Money Market Instruments	33.03%	807.01

FUND PERFORMANCE*

Returns	1 Mth	6 Mths	1 yr	2 yrs	3 yrs	Since Inception
Discontinued Policy Fund	0.20%	0.78%	3.25%	5.22%	6.22%	6.69%
Benchmark	NA	NA	NA	NA	NA	NA

***i) Returns less than or equal to one year are absolute returns. Returns greater than a year are in terms of Compound Annual Growth Rate (CAGR) is expressed as a percentage rounded to the nearest 0.1%.**
ii) Past performance of any of the funds is not indicative of their future prospects or returns

Equity Pension Fund II (SFIN - ULIF027300513PEEQIT2FND111)

INVESTMENT OBJECTIVE

The objective of this fund is to provide high equity exposure targeting higher returns in the long term.

Assets Mix (In %)	Min	Max	Actual (%)	AUM (In Crs)
Equity	80	100	95.75	643.60
Debt	0	20	0.00	0.00
Money Market	0	20	4.25	28.57
TOTAL			**100.00**	**672.17**

Fund Description			
Fund Manager Name	Gopikrishna Shenoy		
No of funds managed by fund Manager	Equity	Debt	Balanced
	8	0	2
Launch Date	10-Jan-14		
Risk Profile	High		
Benchmark	Nifty 50		
NAV as on 31-May-18	18.0793		
Modified Duration	0.00		

TOP 10 INDUSTRY SECTOR

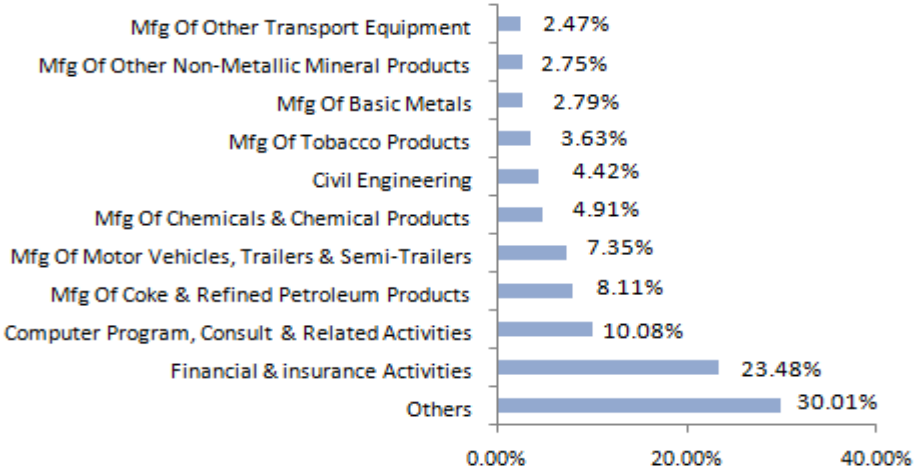

EQUITY

Security Name	% of total portfolio
HDFC BANK LTD.	7.52%
RELIANCE INDUSTRIES LTD.	6.51%
INFOSYS LIMITED	5.21%
KOTAK BANKING ETF	4.81%
RELIANCE ETF BANK BEES	4.66%
LARSEN & TOUBRO LTD.	3.70%
ITC LTD.	3.63%
HOUSING DEVELOPMENT FINANCE CORPN.	3.26%
ICICI BANK LTD.	2.98%
TATA CONSULTANCY SERVICES LTD.	2.67%

Asset Category	Actual %	(₹ In crs)
Money Market Instruments	4.25%	28.57

FUND PERFORMANCE*

Returns	1 Mth	6 Mths	1 yr	2 yrs	3 yrs	Since Inception
Equity Pension Fund II	-2.14%	2.08%	10.37%	15.10%	9.48%	14.44%
Benchmark	-0.03%	4.98%	11.59%	14.70%	8.38%	13.44%

***i) Returns less than or equal to one year are absolute returns. Returns greater than a year are in terms of Compound Annual Growth Rate (CAGR) is expressed as a percentage rounded to the nearest 0.1%.**
ii) Past performance of any of the funds is not indicative of their future prospects or returns

SBI Life INSURANCE With Us, You're Sure

Bond Pension Fund II (SFIN - ULIF028300513PENBON2FND111)

INVESTMENT OBJECTIVE

The objective of this fund is to provide relatively safe and less volatile investment option mainly through debt instruments and accumulation of income through investment in fixed income securities.

Assets Mix (In %)	Min	Max	Actual (%)	AUM (In Crs)
Debt	60	100	82.05	1786.97
Money Market	0	40	17.95	390.99
TOTAL			**100.00**	**2177.96**

Fund Description			
Fund Manager Name	Raghavan MJ		
No of funds managed by fund Manager	Equity	Debt	Balanced
	0	11	8
Launch Date	10-Jan-14		
Risk Profile	Low to Medium		
Benchmark	Crisil CompBex		
NAV as on 31-May-18	14.4044		
Modified Duration	4.72		

DEBT RATING PROFILE

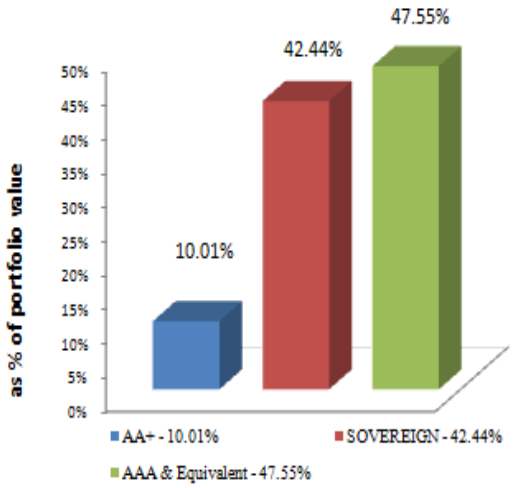

TOP 10 INDUSTRY SECTOR

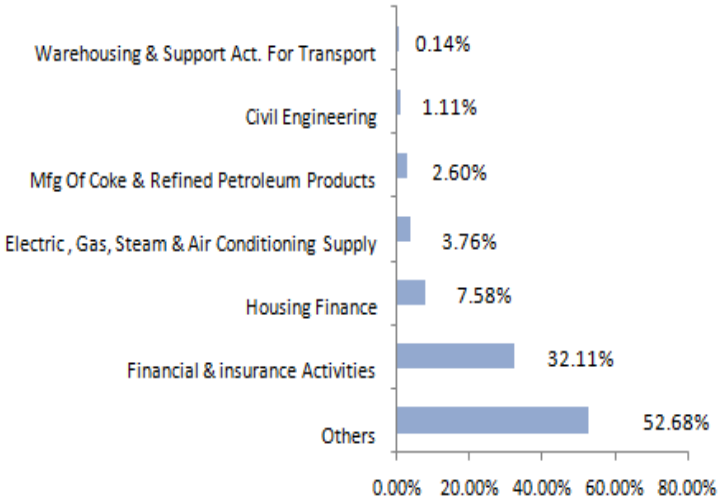

GOVT. SECURITIES

Security Name	% of total portfolio
7.17% GOI CG 08-01-2028	11.59%
6.68% GOI CG 17-09-2031	10.36%
7.88% GOI CG 19-03-2030	3.71%
8.20% GOI CG 24-09-2025	2.09%
6.79% GOI CG 15-05-2027	1.79%
7.77% TAMIL NADU SDL 22-02-2023 UDAY	1.79%
8.15% CHATTISGARH SDL 27-03-2028	0.91%
7.72% GOI CG 25-05-2025	0.90%
7.68% GOI CG 15-12-2023	0.68%
7.35% GOI CG 22-06-2024	0.22%

CORPORATE DEBT

Security Name	% of total portfolio
5.50% DHFL B & D 24-09-2023 XII	4.19%
7.00% RIL B & D 31-08-2022	2.60%
0.00% BHARTI TELECOM LIMITED B & D 19-02-2021 I	2.31%
UTI LIQUID CASH PLAN - INSTITUTIONAL - GROWTH	2.30%
7.72% IRFC B & D 07-06-2019 128	2.28%
8.75% INDIABULLS HOUSING FINANCE LIMITED B &	2.19%
7.83% IRFC B & D 21-03-2027 118	2.19%
8.92% TATA CAPITAL HOUSING FINANCE LIMITED B &	1.94%
8.50% LIC HOUSING FIN B & D 05-01-2021 280-I	1.83%
7.75% PFC B & D 22-03-2027 164	1.76%

Asset Category	Actual %	(₹ In crs)
Money Market Instruments	17.95%	390.99

FUND PERFORMANCE*

Returns	1 Mth	6 Mths	1 yr	2 yrs	3 yrs	Since Inception
Bond Pension Fund II	-0.16%	-1.22%	1.28%	6.00%	6.75%	8.66%
Benchmark	0.06%	-0.49%	2.44%	6.61%	7.37%	8.99%

***i) Returns less than or equal to one year are absolute returns. Returns greater than a year are in terms of Compound Annual Growth Rate (CAGR) is expressed as a percentage rounded to the nearest 0.1%.**
ii) Past performance of any of the funds is not indicative of their future prospects or returns

Money Market Pension Fund II (SFIN - ULIF029300513PEMNYM2FND111)

INVESTMENT OBJECTIVE

The objective of this fund is to park the funds in liquid and safe instruments so as to avoid market risk on a temporary basis.

Assets Mix (In %)	Min	Max	Actual (%)	AUM (In Crs)
Debt	0	20	1.72	2.00
Money Market	80	100	98.28	114.05
TOTAL			**100.00**	**116.05**

Fund Description			
Fund Manager Name	Raghavan MJ		
No of funds managed by fund Manager	Equity	Debt	Balanced
	0	11	8
Launch Date	10-Jan-14		
Risk Profile	Low		
Benchmark	CRISIL T-Bill Index #		
NAV as on 31-May-18	13.6888		
Modified Duration	0.16		

 # Upto 31st March 2018, benchmark is CRISIL Liquifex & from 1st April 2018 onwards benchmark is CRISIL T-Bill Index.

DEBT RATING PROFILE

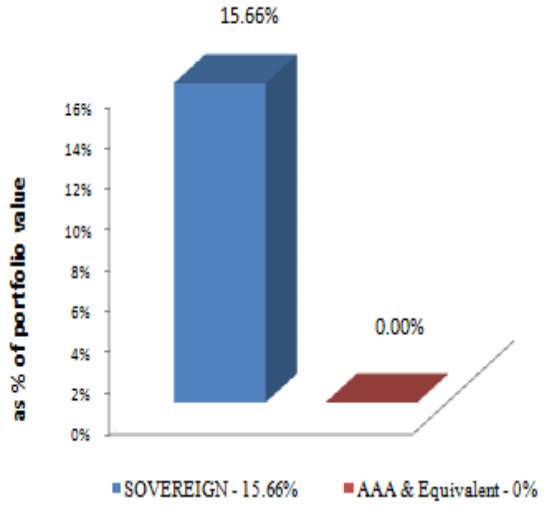

TOP 10 INDUSTRY SECTOR

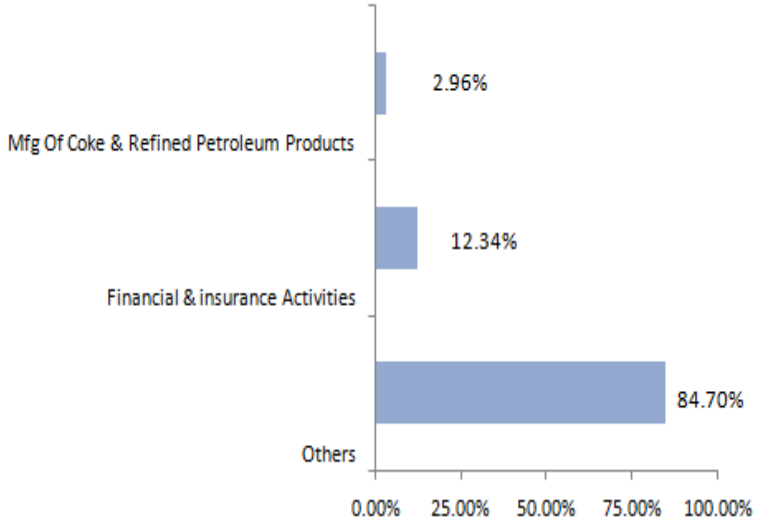

CORPORATE DEBT

Security Name	% of total portfolio
8.33% IRFC B & D 26-03-2019	0.86%
7.95% PFC B & D 13-05-2019 148	0.86%

Asset Category	Actual %	(₹ In crs)
Money Market Instruments	98.28%	114.05

FUND PERFORMANCE*

Returns	1 Mth	6 Mths	1 yr	2 yrs	3 yrs	Since Inception
Money Market Pension Fund II	0.50%	2.85%	5.93%	6.69%	7.14%	7.41%
Benchmark	0.45%	3.32%	6.71%	6.83%	7.19%	7.78%

***i) Returns less than or equal to one year are absolute returns. Returns greater than a year are in terms of Compound Annual Growth Rate (CAGR) is expressed as a percentage rounded to the nearest 0.1%.**
ii) Past performance of any of the funds is not indicative of their future prospects or returns

SBI Life INSURANCE With Us, You're Sure

Discontinued Pension Fund (SFIN - ULIF025300513PEDISCOFND111)

This is a segregated fund of the company and created as required by the IRDAI.

INVESTMENT OBJECTIVE

The objective of the fund is to achieve relatively less volatile investment return mainly through debt instruments and accumulation of income through investment in fixed interest securities and liquid investments.

Assets Mix (In %)	Min	Max	Actual (%)	AUM (In Crs)
Govt. Securities	60	100	74.76	154.77
Money Market	0	40	25.24	52.24
TOTAL			**100.00**	**207.01**

Fund Description			
Fund Manager Name	Nirmal Gandhi		
No of funds managed by fund Manager	Equity	Debt	Balanced
	0	4	0
Launch Date	22-Aug-14		
Risk Profile	Low		
Benchmark	NA		
NAV as on 31-May-18	13.2282		
Modified Duration	2.88		

DEBT RATING PROFILE

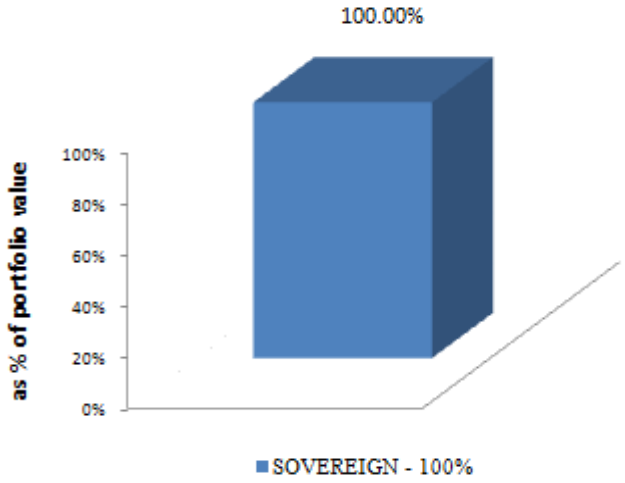

GOVT. SECURITIES

Security Name	% of total portfolio
8.27% GOI CG 09-06-2020	19.58%
8.15% GOI CG 24-11-2026	12.33%
7.80% GOI CG 11-04-2021	12.11%
7.59% GOI CG 11-01-2026	8.46%
8.08% GOI CG 02-08-2022	7.30%
7.68% GOI CG 15-12-2023	4.79%
7.59% GOI CG 20-03-2029	2.80%
7.72% GOI CG 25-05-2025	2.38%
6.79% GOI CG 15-05-2027	2.25%
8.60% GOI CG 02-06-2028	1.01%

Asset Category	Actual %	(₹ In crs)
Money Market Instruments	25.24%	52.24

FUND PERFORMANCE*

Returns	1 Mth	6 Mths	1 yr	2 yrs	3 yrs	Since Inception
Discontinued Pension Fund	0.09%	-0.61%	1.25%	5.18%	6.22%	7.69%
Benchmark	NA	NA	NA	NA	NA	NA

***i) Returns less than or equal to one year are absolute returns. Returns greater than a year are in terms of Compound Annual Growth Rate (CAGR) is expressed as a percentage rounded to the nearest 0.1%.**
ii) Past performance of any of the funds is not indicative of their future prospects or returns

SBI Life INSURANCE With Us, You're Sure

Pure Fund (SFIN - ULIF030290915PUREULPFND111)

INVESTMENT OBJECTIVE

The objective of this fund is to provide high equity exposure targeting higher returns in the long term.

The Fund invests in Equities of sectors other than banks, financial institutions and non-banking financial companies, breweries, distilleries, alcohol based chemicals, cigarettes, tobacco, entertainment (Films, TV etc), hotels, gambling, lotteries, contests, leather, animal produce, sugar and hatcheries.

Assets Mix (In %)	Min	Max	Actual (%)	AUM (In Crs)
Equity	80	100	84.15	73.26
Money Market	0	20	15.85	13.80
TOTAL			**100.00**	**87.06**

Fund Description			
Fund Manager Name	Gopikrishna Shenoy		
No of funds managed by fund Manager	Equity	Debt	Balanced
	8	0	2
Launch Date	21-Jun-16		
Risk Profile	High		
Benchmark	NA		
NAV as on 31-May-18	12.5213		
Modified Duration	0.00		

TOP 10 INDUSTRY SECTOR

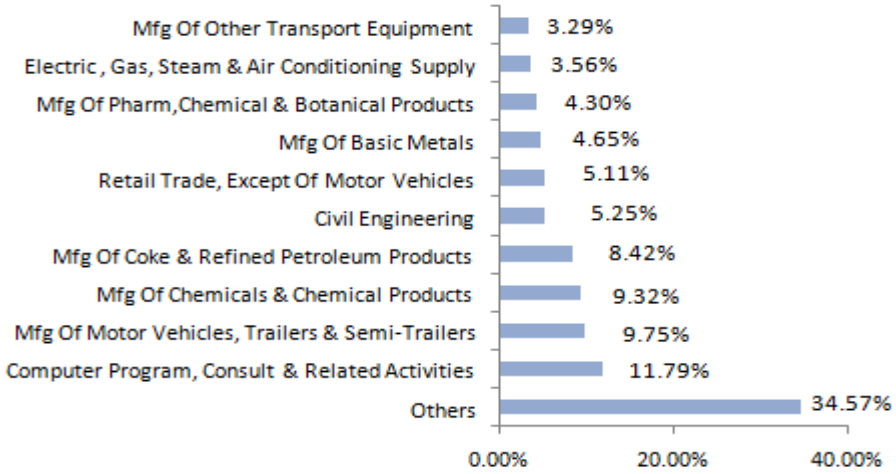

EQUITY

Security Name	% of total portfolio
RELIANCE INDUSTRIES LTD.	6.50%
INFOSYS LIMITED	5.88%
LARSEN & TOUBRO LTD.	4.67%
MARUTI SUZUKI INDIA LTD.	3.88%
TATA CONSULTANCY SERVICES LTD.	3.56%
MAHINDRA & MAHINDRA LTD.	3.28%
AVENUE SUPERMARTS LTD.	2.95%
TATA MOTORS LTD.	2.60%
UPL LIMITED	2.55%
SUN PHARMACEUTICAL INDUSTRIES LTD.	2.55%

Asset Category	Actual %	(₹ In crs)
Money Market Instruments	15.85%	13.80

FUND PERFORMANCE*

Returns	1 Mth	6 Mths	1 yr	2 yrs	3 yrs	Since Inception
Pure Fund	-3.23%	-0.78%	7.27%	NA	NA	12.25%
Benchmark	NA	NA	NA	NA	NA	NA

***i) Returns less than or equal to one year are absolute returns. Returns greater than a year are in terms of Compound Annual Growth Rate (CAGR) is expressed as a percentage rounded to the nearest 0.1%.**
ii) Past performance of any of the funds is not indicative of their future prospects or returns

SBI Life INSURANCE With Us, You're Sure

Midcap Fund (SFIN - ULIF031290915MIDCAPFUND111)

INVESTMENT OBJECTIVE

The objective of this fund is to provide high equity exposure targeting higher returns in the long term by investing predominantly in Midcap Companies.

Assets Mix (In %)	Min	Max	Actual (%)	AUM (In Crs)
Equity	80	100	92.18	727.15
Debt	0	20	0.00	0.00
Money Market	0	20	7.82	61.70
TOTAL			**100.00**	**788.85**

Fund Description			
Fund Manager Name	Vineet Lakhotia		
No of funds managed by fund Manager	Equity	Debt	Balanced
	9	0	4
Launch Date	21-Jun-16		
Risk Profile	High		
Benchmark	NIFTY Free Float Midcap 100		
NAV as on 31-May-18	14.5089		
Modified Duration	0.00		

TOP 10 INDUSTRY SECTOR

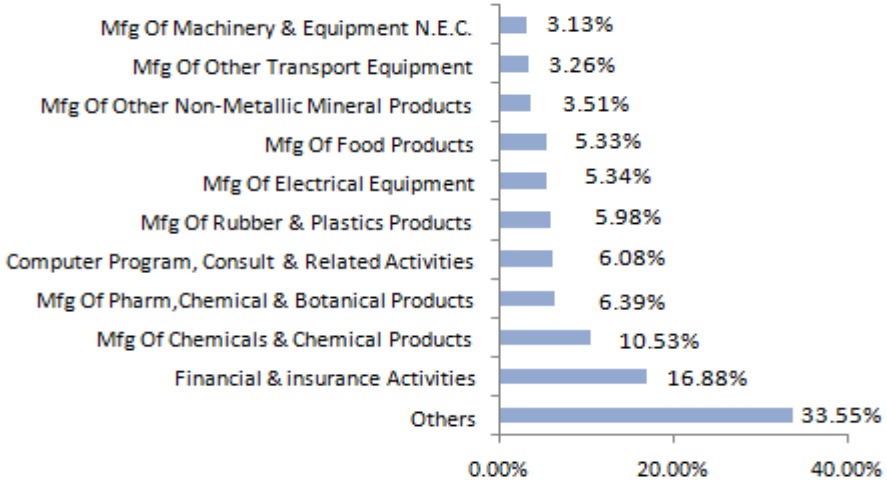

EQUITY

Security Name	% of total portfolio
BHARAT FINANCIAL INCLUSION LIMITED	2.23%
FEDERAL BANK LTD.	2.21%
RBL BANK LIMITED	2.18%
MAHINDRA & MAHINDRA FINANCIAL SERVICES LIMITED	2.16%
PAGE INDUSTRIES	2.10%
M R F LTD	1.91%
TATA CHEMICALS LTD.	1.89%
MINDTREE LIMITED	1.85%
EXIDE INDUSTRIES LTD.	1.70%
JUBILANT FOODWORKS LTD	1.69%

Asset Category	Actual %	(₹ In crs)
Money Market Instruments	7.82%	61.70

FUND PERFORMANCE*

Returns	1 Mth	6 Mths	1 yr	2 yrs	3 yrs	Since Inception
Midcap Fund	-5.54%	-0.46%	11.99%	NA	NA	21.09%
Benchmark - NIFTY Free Float Midcap 100	-6.84%	-4.99%	7.96%	NA	NA	19.05%

***i) Returns less than or equal to one year are absolute returns. Returns greater than a year are in terms of Compound Annual Growth Rate (CAGR) is expressed as a percentage rounded to the nearest 0.1%.**
ii) Past performance of any of the funds is not indicative of their future prospects or returns

SBI Life INSURANCE With Us, You're Sure

Risk Factors:

1) **IN UNIT LINKED POLICIES, THE INVESTMENT RISK IN INVESTMENT PORTFOLIO IS BORNE BY THE POLICYHOLDER.**
2) Unit Linked Life Insurance products are different from the traditional insurance products and are subject to the risk factors
3) Premium paid in unit linked policies are subject to investment risks associated with capital markets and NAVs of the units may go up or down based on the performance of fund and factors influencing the capital market and the insured is responsible for his/her decisions.
4) SBI Life Insurance Co. Ltd. is only the name of the insurance company and the various products offered are only the names of the unit linked life insurance contract and does not in any way indicate the quality of the contract, its future prospects or returns.
5) The various funds offered under SBI Life Unit Linked products are only the names of funds and do not in any way indicate the quality of these funds, their future prospects and returns.
6) Please know the associated risks and the applicable charges, from your Insurance agent or the intermediary or policy document of the insurer
7) Past Performance of the Fund is not indicative of its future performance or returns.
8) The Linked Insurance products do not offer any liquidity during the first five years of the contract. The policyholders will not be able to surrender/ withdraw the monies invested in Linked Insurance Products completely or partially till the end of fifth year.
9) In case of surrender request during the first five years, the fund value shall be payable on the first working day of the 6th policy year. In case of surrender request after 5th policy year, the fund value will be paid immediately.
10) "With effect from 1st November 2013, the composition of 'Debt and Money Market Instruments' has been further split in to two separate Asset class 'Debt Instruments' and 'Money Market Instruments' respectively".
11) All benefits payable under this policy are subject to tax laws and other fiscal enactments in-effect from time to time, please consult your tax advisor for details.
12) In case of Retirement Product*, benefits by way of surrender, complete withdrawal or maturity/vesting will be available in the form of annuities except to the extent of commutation of such benefits as allowed under the prevailing Income Tax rules.

    *For Retirement products purchase with effect from January 01, 2014.

SBI Life INSURANCE With Us, You're Sure

BEWARE OF SPURIOUS PHONE CALLS AND FICTITIOUS/FRAUDULENT OFFERS

IRDAI clarifies to public that:

- IRDAI or its officials do not involve in activities like sale of any kind of insurance or financial products nor invest premiums.
- IRDAI does not announce any bonus.

Public receiving such phone calls are requested to lodge a police complaint along with details of phone call, number.

Trade logo displayed above belongs to State Bank of India and is used by SBI Life under license.

To know more about us

Visit us at www.sbilife.co.in or Call Toll Free No. 1800 22 9090 (9.00 a.m. to 9.00 p.m)

SBI Life Insurance Co. Ltd.

Registered Office and Corporate Office: "Natraj", M.V Road & Western Express Highway Junction, Andheri (E), Mumbai-400069

IRDAI Regn. No. 111

For more details on Risk Factors, Terms & Conditions, please read the sales brochure carefully before concluding a sale