



invest CARE GROUP

Monthly Investment Update:
Volume 13, Issue 02
May, 2020

EMPLOYEE RETIREMENT SOLUTIONS FROM SBI LIFE INSURANCE CO. LTD.

IN UNIT LINKED POLICIES, THE INVESTMENT RISK IN INVESTMENT PORTFOLIO IS BORNE BY THE POLICYHOLDER

GROUP RETIREMENT SOLUTIONS

SBI Life Group Retirement Solutions offer an integrated basket of employee benefit plans catering to both statutory as well as voluntary needs of the employers. The two funds we currently offer in our Group Retirement Portfolio are:

1) Traditional Fund

This fund is available in the following products: SBI Life-CapAssure Gratuity, SBI Life-CapAssure Superannuation, SBI Life-CapAssure Leave Encashment, SBI Life-CapAssure and an umbrella offering under the brand name of SBI Life-CapAssure Gold. SBI Life-CapAssure Gold helps fund management for Defined Benefit Scheme, Defined Contribution Scheme or any combination of the two. The investment objective of this Fund is capital protection and to provide optimal returns to the policyholders on a consistent basis within a reasonable risk framework.

2) Unit Linked Fund

This fund is available under the Product SBI Life - Kalyan ULIP Plus. SBI Life - Kalyan ULIP Plus is a one-stop solution to cater to the fund management needs of any Corporate in the form of Defined Benefit Scheme, Defined Contribution Scheme or 'combination of the two'.

The Group Debt Plus Fund, Group Growth Plus Fund, Group Balanced Plus Fund, Group Short-Term Plus fund, Guarantee Plus fund under SBI Life - Kalyan ULIP, SBI Life - Kalyan ULIP Plus & Group Debt Plus fund II, Group Balanced plus Fund II, Group Growth plus fund II, Group Short term plus fund II, Group Money Market Plus Fund & Group STO Plus Fund II under SBI Life - Kalyan ULIP Plus cater to different risk appetites, while aiming to generate the best in class returns.

Group Retirement Investment Strategy

The investment strategy is to invest primarily in Fixed Income Securities such as Government Securities, corporate debt and short term instruments and a portion of the corpus in equities with higher equity exposure for the Unit Linked product.

Investments are made in top quality corporate debt and prime importance is given to duration management with a view on interest rates. Active management policy is followed for both debt and equity market. The Investment strategy for equity shares is based on the principles that lay emphasis on the concept of sound fundamentals, sustained economic earnings and return on investments. Investment in companies will be with an objective to participate in their business model. The endeavor will be to focus on identification of growth oriented business models, competitive edge, industry structure, earnings margin and quality of management.

IN UNIT LINKED POLICIES, THE INVESTMENT RISK IN INVESTMENT PORTFOLIO IS BORNE BY THE POLICYHOLDER

* Funds under Group Linked Insurance products can be surrendered anytime subject to deduction of applicable surrender charges. Please refer to the terms and conditions of your product for further details.

Group Fund Performance - Snapshot

Funds	Inception Date	AUM as on May 31, 2020 (₹ in Cr)	Bench marks (BM)	Returns in % (Greater than 1 yr : CAGR Returns) **											
				1 yr		2 yrs		3 yrs		4 yrs		5 yrs		Since Inception	
				Fund	BM	Fund	BM	Fund	BM	Fund	BM	Fund	BM	Fund	BM
Group Balanced Plus Fund	16-Jul-09	89.72	Nifty 50 (25%)	6.61	4.72	8.56	7.78	7.50	6.77	8.80	8.24	8.44	7.79	10.47	8.43
Group Balanced Plus Fund II	31-Mar-14	67.81	CompBex (75%)	6.45	4.72	8.57	7.78	7.52	6.77	8.98	8.24	8.54	7.79	9.05	8.33
Group Debt Plus Fund	16-Jul-09	2.98	Nifty 50 (10%)	9.98	9.72	10.67	10.26	8.30	7.91	9.33	8.85	8.95	8.63	9.64	8.34
Group Debt Plus Fund II	31-Mar-14	111.21	CompBex (90%)	10.52	9.72	10.94	10.26	8.41	7.91	9.32	8.85	9.09	8.63	9.77	9.64
Group Growth Plus Fund	25-Sept-09	32.82	Nifty 50 (45%)	0.86	(1.92)	5.63	4.37	6.36	5.11	8.43	7.32	7.65	6.57	10.83	7.89
Group Growth Plus Fund II	31-Mar-14	2.84	CompBex (55%)	0.81	(1.92)	5.42	4.37	5.91	5.11	8.19	7.32	7.47	6.57	6.58	5.88
Group Short Term Plus Fund	18-Jul-11	0.01	CRISIL CompBex	5.27	13.06	6.44	11.86	6.82	8.63	8.60	9.21	8.56	9.15	9.03	9.04
Group Short Term Plus Fund II	31-Mar-14	1.36		9.50	13.06	9.66	11.86	7.63	8.63	9.26	9.21	9.15	9.15	8.97	9.01
Guarantee Plus GPF_100710_10 Fund	30-Jul-10	23.41	NA	6.28	NA	7.03	NA	5.79	NA	6.50	NA	6.76	NA	7.20	NA
Group Money Market Plus Fund	31-Mar-14	2.10	CRISIL T-Bill Index	5.07	6.76	5.68	7.04	NA	NA	NA	NA	NA	NA	5.63	6.82
Group STO Plus Fund II	31-Mar-14	0.00		NA	NA	NA	NA	NA	NA	NA	NA	NA	NA	NA	0.80

** Past performance of any of the funds above is not indicative of their future performance

Group Debt Plus Fund (SFIN - ULGF003160709GRPDBT+FND111)
INVESTMENT OBJECTIVE

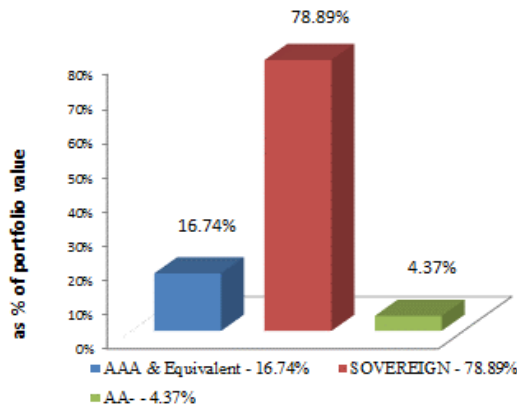
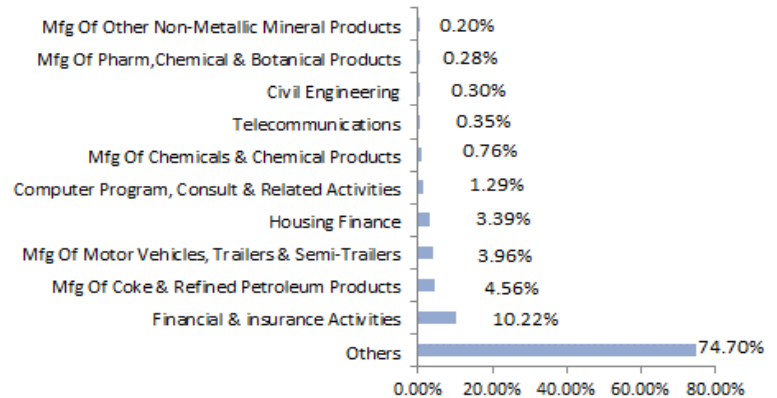
To provide an accumulation of income through substantial investment in the fixed income instrument.

Assets Mix (In %)	Min	Max	Actual (%)	AUM (In Crs)
Equity	0	20	8.06	0.24
Debt	40	100	86.20	2.57
Money Market	0	40	5.74	0.17
TOTAL			100.00	2.98

Fund Description

Fund Manager Name	Raghavan / Divesh D		
No of funds managed by fund Manager	Equity	Debt	Balanced
	9	9	17
Launch Date	16-Jul-09		
Risk Profile	Low		
Benchmark	Nifty 50 (10%) CompBex (90%)		
NAV as on 31-May-20	27.2255		
Modified Duration	4.18		

This fund option is available under SBI Life - Kalyan ULIP Plus (UIN:111L079V01) (withdrawn product) & SBI Life - Kalyan ULIP (UIN:111L052V01) (withdrawn product)

DEBT RATING PROFILE

TOP 10 INDUSTRY SECTOR

GOVT. SECURITIES

Security Name	% of total portfolio
7.72% GOI CG 25-05-2025	27.62%
8.24% GOI CG 15-02-2027	12.05%
7.92% MADHYA PRADESH SDL 22-03-2024 UDAY	10.80%
7.26% GOI CG 14-01-2029	6.49%
7.40% GOI CG 09-09-2035	5.51%
8.94% GUJRAT SDL 24-09-2024	1.88%
7.57% GOI CG 17-06-2033	1.86%
7.17% GOI CG 08-01-2028	1.79%

CORPORATE DEBT

Security Name	% of total portfolio
8.95% PFC B & D 30-03-2025 64.III	3.80%
9.77% TATA MOTORS B & D 12-09-2024	3.77%
8.54% REC LIMITED B & D 15-11-2028 V	3.75%
7.00% RIL B & D 31-08-2022	3.48%
8.60% LIC HOUSING FIN B & D 28-12-2020 291 OPT I	3.39%
8.49% NTPC B & D 25-03-2025	0.02%
8.00% BRITANNIA INDUSTRIES LTD B & D 28-08-2022	0.00%

EQUITY

Security Name	% of total portfolio
RELIANCE INDUSTRIES LTD.	0.98%
HDFC BANK LTD.	0.87%
ICICI BANK LTD.	0.56%
HOUSING DEVELOPMENT FINANCE CORPN.	0.55%
INFOSYS LIMITED	0.55%
TATA CONSULTANCY SERVICES LTD.	0.45%
KOTAK MAHINDRA BANK LTD.	0.37%
BHARTI AIRTEL LTD.	0.35%
HINDUSTAN UNILEVER LTD.	0.35%
LARSEN & TOUBRO LTD.	0.30%

Asset Category	Actual %	(₹ In crs)
Money Market Instruments	5.74%	0.17

FUND PERFORMANCE*

Returns	1 Mth	6 Mths	1 yr	2 yrs	3 yrs	Since Inception
Group Debt Plus Fund	1.29%	4.09%	9.98%	10.67%	8.30%	9.64%
Benchmark	1.64%	4.04%	9.72%	10.26%	7.91%	8.34%

- *i) Returns less than or equal to one year are absolute returns. Returns greater than a year are in terms of Compound Annual Growth Rate (CAGR) is expressed as a percentage rounded to the nearest 0.1%.
 ii) Past performance of any of the funds is not indicative of their future performance.



Group Growth Plus Fund (SFIN - ULGF005250909GRPGRT+FND111)

INVESTMENT OBJECTIVE

To provide long term capital appreciation through investment primarily in equity & equity related instrument.

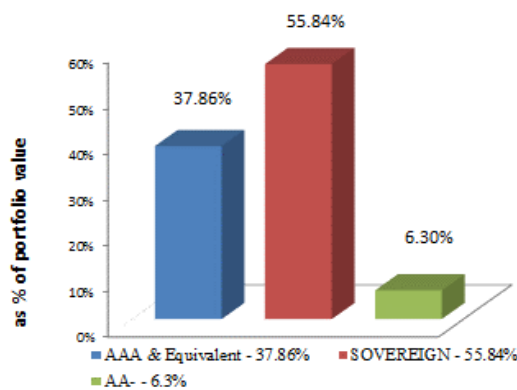
Assets Mix (In %)	Min	Max	Actual (%)	AUM (In Crs)
Equity	35	60	40.49	13.29
Debt	25	65	54.44	17.87
Money Market	0	40	5.07	1.66
TOTAL			100.00	32.82

Fund Description

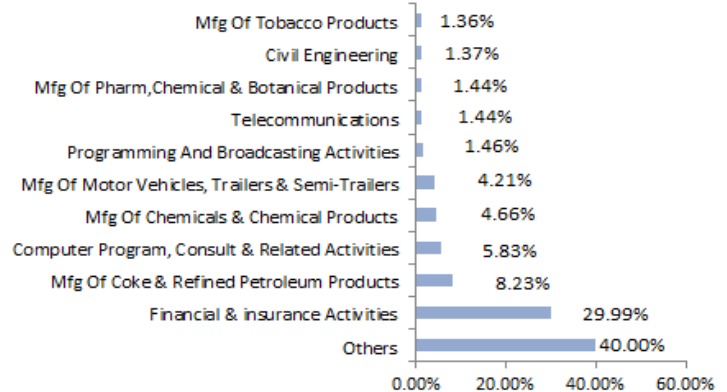
Fund Manager Name	Raghavan / Divesh D		
No of funds managed by fund Manager	Equity	Debt	Balanced
	9	9	17
Launch Date	25-Sept-09		
Risk Profile	High		
Benchmark	Nifty 50 (45%) CompBex (55%)		
NAV as on 31-May-20	30.0225		
Modified Duration	4.76		

This fund option is available under SBI Life - Kalyan ULIP Plus (UIN:111L079V01) (withdrawn product) & SBI Life - Kalyan ULIP (UIN:111L052V01) (withdrawn product)

DEBT RATING PROFILE



TOP 10 INDUSTRY SECTOR



GOVT. SECURITIES

Security Name	% of total portfolio
7.26% GOI CG 14-01-2029	8.36%
8.94% GUJRAT SDL 24-09-2024	5.14%
8.24% GOI CG 15-02-2027	5.14%
7.72% GOI CG 25-05-2025	4.35%
7.57% GOI CG 17-06-2033	3.05%
8.47% GUJRAT SDL 21-08-2028	1.72%
7.92% MADHYA PRADESH SDL 22-03-2024 UDAY	1.64%
7.40% GOI CG 09-09-2035	1.00%

CORPORATE DEBT

Security Name	% of total portfolio
8.95% PFC B & D 30-03-2025 64.III	6.56%
8.70% REC LIMITED B & D 28-09-2028 GOI-IV	5.50%
9.05% RIL B & D 17-10-2028 PPD-G	3.77%
9.77% TATA MOTORS B & D 12-09-2024	3.43%
8.54% REC LIMITED B & D 15-11-2028 V	3.07%
8.27% REC LIMITED B & D 06-02-2025 130	1.68%
8.49% NTPC B & D 25-03-2025	0.03%
8.00% BRITANNIA INDUSTRIES LTD B & D 28-08-2022	0.00%

EQUITY

Security Name	% of total portfolio
HDFC BANK LTD.	4.18%
RELIANCE INDUSTRIES LTD.	4.03%
HOUSING DEVELOPMENT FINANCE CORPN.	3.17%
ICICI BANK LTD.	2.61%
HINDUSTAN UNILEVER LTD.	2.38%
INFOSYS LIMITED	2.37%
TATA CONSULTANCY SERVICES LTD.	1.97%
KOTAK MAHINDRA BANK LTD.	1.61%
ZEE ENTERTAINMENT ENTERPRISES LTD. (PREFERENCE S	1.46%
BHARTI AIRTEL LTD.	1.44%

Asset Category	Actual %	(₹ In crs)
Money Market Instruments	5.07%	1.66

FUND PERFORMANCE*

Returns	1 Mth	6 Mths	1 yr	2 yrs	3 yrs	Since Inception
Group Growth Plus Fund	-0.16%	-3.71%	0.86%	5.63%	6.36%	10.83%
Benchmark	-0.04%	-5.58%	-1.92%	4.37%	5.11%	7.89%

*i) Returns less than or equal to one year are absolute returns. Returns greater than a year are in terms of Compound Annual Growth Rate (CAGR) is expressed as a percentage rounded to the nearest 0.1%.
ii) Past performance of any of the funds is not indicative of their future performance.



Group Balanced Plus Fund (SFIN - ULGF-002160709GRPBAL+FND111)

INVESTMENT OBJECTIVE

To provide a balance between long term capital appreciation and current income through a blend of investment in equity/ equity related instruments and fixed income instruments.

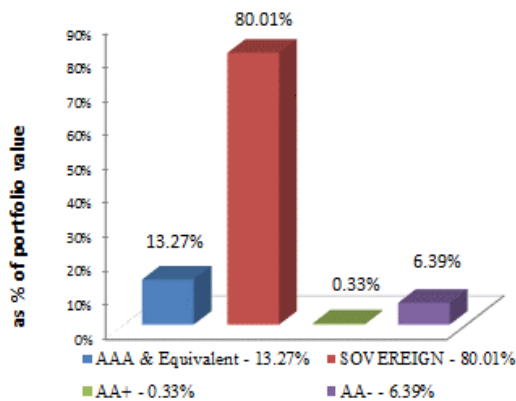
Assets Mix (In %)	Min	Max	Actual	AUM (In Crs)
Equity	20	35	23.38	20.98
Debt	40	80	69.79	62.61
Money Market	0	40	6.83	6.13
TOTAL			100.00	89.72

Fund Description

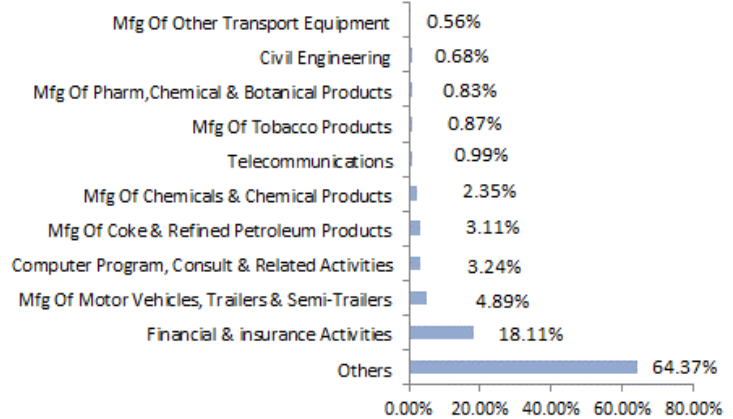
Fund Manager Name	Raghavan / Divesh D		
No of funds managed by fund Manager	Equity	Debt	Balanced
	9	9	17
Launch Date	16-Jul-09		
Risk Profile	Medium to High		
Benchmark	Nifty 50 (25%) CompBex (75%)		
NAV as on 31-May-20	29.5678		
Modified Duration	4.69		

This fund option is available under SBI Life - Kalyan ULIP Plus (UIN:111L079V01) (withdrawn product) & SBI Life - Kalyan ULIP (UIN:111L052V01) (withdrawn product)

DEBT RATING PROFILE



TOP 10 INDUSTRY SECTOR



GOVT. SECURITIES

Security Name	% of total portfolio
8.94% GUJRAT SDL 24-09-2024	17.56%
7.17% GOI CG 08-01-2028	9.99%
7.40% GOI CG 09-09-2035	8.00%
7.26% GOI CG 14-01-2029	7.73%
8.40% GOI CG 28-07-2024	7.16%
8.24% GOI CG 15-02-2027	1.25%
7.57% GOI CG 17-06-2033	1.24%
7.92% MADHYA PRADESH SDL 22-03-2024 UDAY	1.20%
7.59% GOI CG 11-01-2026	0.82%

CORPORATE DEBT

Security Name	% of total portfolio
9.77% TATA MOTORS B & D 12-09-2024	4.39%
8.70% REC LIMITED B & D 28-09-2028 GOI-IV	4.02%
8.54% REC LIMITED B & D 15-11-2028 V	2.62%
8.27% REC LIMITED B & D 06-02-2025 130	2.46%
9.75% SBI FD 22-03-2021 3	1.10%
9.10% SHRIRAM TRANSPORT FINANCE CO. LTD. B & D 12-07-2021	0.23%
8.49% NTPC B & D 25-03-2025	0.01%
8.00% BRITANNIA INDUSTRIES LTD B & D 28-08-2022	0.00%

EQUITY

Security Name	% of total portfolio
RELIANCE INDUSTRIES LTD.	2.85%
HDFC BANK LTD.	2.67%
ICICI BANK LTD.	1.56%
HOUSING DEVELOPMENT FINANCE CORPN.	1.56%
INFOSYS LIMITED	1.41%
TATA CONSULTANCY SERVICES LTD.	1.01%
HINDUSTAN UNILEVER LTD.	1.00%
BHARTI AIRTEL LTD.	0.99%
ITC LTD.	0.87%
KOTAK MAHINDRA BANK LTD.	0.87%

Asset Category	Actual %	(₹ In crs)
Money Market Instruments	6.83%	6.13

FUND PERFORMANCE*

Returns	1 Mth	6 Mths	1 yr	2 yrs	3 yrs	Since Inception
Group Balanced Plus Fund	0.57%	1.33%	6.61%	8.56%	7.50%	10.47%
Benchmark	0.93%	-0.08%	4.72%	7.78%	6.77%	8.43%

- *i) Returns less than or equal to one year are absolute returns. Returns greater than a year are in terms of Compound Annual Growth Rate (CAGR) is expressed as a percentage rounded to the nearest 0.1%.
- ii) Past performance of any of the funds is not indicative of their future performance.

Guarantee Plus Fund (SFIN - ULGF006300710GRGUNT+FND111)

INVESTMENT OBJECTIVE

The Guarantee Plus Fund[^] is segregated (by tranche i.e. 'GPF_DDMMYY_Duration'), close ended fund, carries a guarantee over a pre-specified fixed period. It aims to guarantee fixed return by investing in fixed income securities (debt instruments, money market instruments & cash) with maturities close to the maturity date of the fund. The investment would generally follow 'Buy and Hold' strategy with some exceptions depending upon the market situation. To provide fixed returns through low risk investment with no exposure in the equity market.

Assets Mix (In %)	Min	Max	Actual (%)	AUM (In Crs)
Debt	0	100	62.29	14.58
Money Market	0	100	37.71	8.83
TOTAL			100.00	23.41

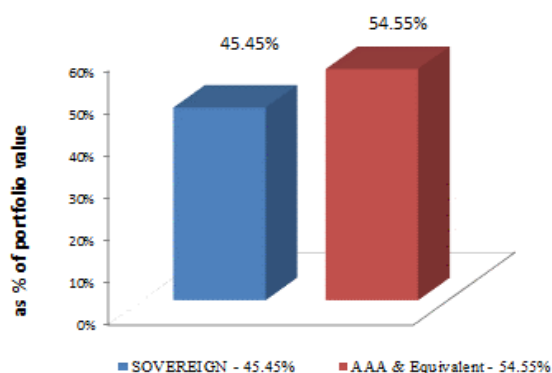
Fund Description

Fund Manager Name	Brinda P		
No of funds managed by fund Manager	Equity	Debt	Balanced
	9	5	1
Launch Date	30-Jul-10		
Risk Profile	Low		
Benchmark	NA		
NAV as on 31-May-20	19.8373		
Modified Duration	0.46		

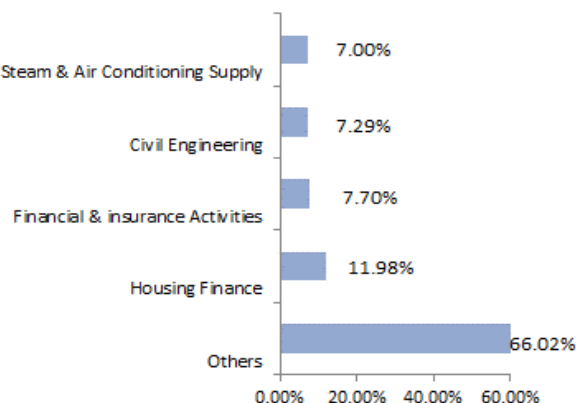
The Guarantee plus Fund will mature on the specified date at pre-specified NAV or the actual NAV at the time of maturity of the fund, whichever is higher. However, entire amount invested in the fund can be redeemed before sub-fund maturity at then prevailing NAV and no guarantee will apply on the redeemed amount.

This fund option is available under SBI Life - Kalyan ULIP Plus (UIN:111L079V01) (withdrawn product) & SBI Life - Kalyan ULIP (UIN:111L052V01) (withdrawn product)

DEBT RATING PROFILE



TOP 10 INDUSTRY SECTOR



GOVT. SECURITIES

Security Name	% of total portfolio
8.17% WEST BANGAL SDL 07-07-2020	17.43%
9.39% GUJRAT SDL 20-11-2023	6.53%
8.48% ORISSA SDL 24-02-2021	4.36%

CORPORATE DEBT

Security Name	% of total portfolio
8.90% LIC HOUSING FIN B & D 10-08-2020	7.71%
8.50% IRFC B & D 22-06-2020	7.70%
8.40% L&T B & D 24-09-2020	7.29%
8.64% PGC B & D 08-07-2023 J	7.00%
8.79% HDFC B & D 21-07-2020	4.28%

Asset Category	Actual %	(₹ In crs)
Money Market Instruments	37.71%	8.83

FUND PERFORMANCE*

Returns	1 Mth	6 Mths	1 yr	2 yrs	3 yrs	Since Inception
Guarantee Plus Fund	0.49%	2.77%	6.28%	7.03%	5.79%	7.20%
Benchmark	NA	NA	NA	NA	NA	NA

- *i) Returns less than or equal to one year are absolute returns. Returns greater than a year are in terms of Compound Annual Growth Rate (CAGR) is expressed as a percentage rounded to the nearest 0.1%.
 ii) Past performance of any of the funds is not indicative of their future performance.

Group Short Term Plus Fund (SFIN - ULGF007180711GRPSHT+FND111)
INVESTMENT OBJECTIVE

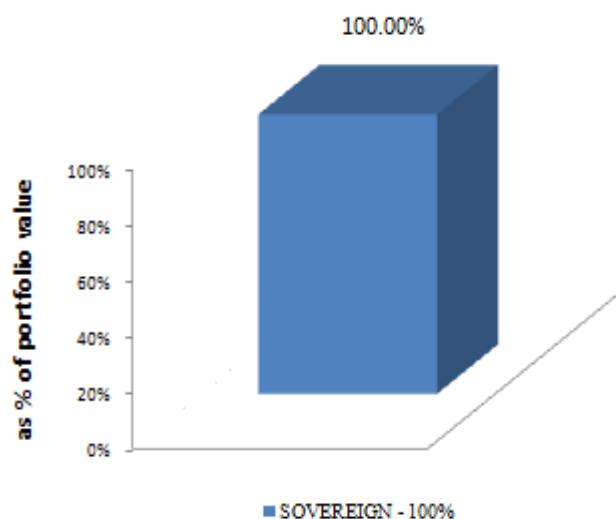
To provide suitable returns through low risk investment with no exposure in the equity market.

Assets Mix (In %)	Min	Max	Actual (%)	AUM (In Crs)
Debt	25	100	68.84	0.01
Money Market	0	75	31.16	0.00
TOTAL			100.00	0.01

Fund Description

Fund Manager Name	Raghavan		
No of funds managed by fund Manager	Equity	Debt	Balanced
	4	9	9
Launch Date	18-Jul-11		
Risk Profile	Low		
Benchmark	Crisil CompBex		
NAV as on 31-May-20	21.5461		
Modified Duration	0.09		

This fund option is available under SBI Life - Kalyan ULIP Plus (UIN:111L079V01) (withdrawn product) & SBI Life - Kalyan ULIP (UIN:111L052V01) (withdrawn product)

DEBT RATING PROFILE

GOVT. SECURITIES

Security Name	% of total portfolio
8.27% GOI CG 09-06-2020	67.02%
7.59% GOI CG 11-01-2026	1.82%

Asset Category	Actual %	(₹ In crs)
Money Market Instruments	31.16%	0.00

FUND PERFORMANCE*

Returns	1 Mth	6 Mths	1 yr	2 yrs	3 yrs	Since Inception
Group Short Term Plus Fund	0.32%	2.14%	5.27%	6.44%	6.82%	9.03%
Benchmark	2.11%	6.78%	13.06%	11.86%	8.63%	9.04%

- *i) Returns less than or equal to one year are absolute returns. Returns greater than a year are in terms of Compound Annual Growth Rate (CAGR) is expressed as a percentage rounded to the nearest 0.1%.
 ii) Past performance of any of the funds is not indicative of their future performance.



Group Debt Plus Fund II (SFIN - ULGF011200913GRDBT+FND2111)

INVESTMENT OBJECTIVE

To provide an accumulation of income through substantial investment in the fixed income instrument.

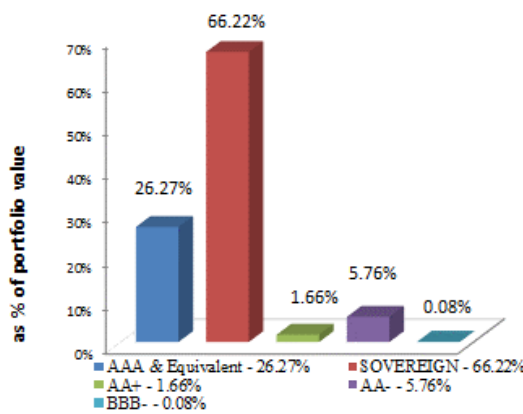
Assets Mix (In %)	Min	Max	Actual (%)	AUM (In Crs)
Equity	0	20	6.69	7.44
Debt	40	100	88.68	98.62
Money Market	0	40	4.63	5.15
TOTAL			100.00	111.21

Fund Description

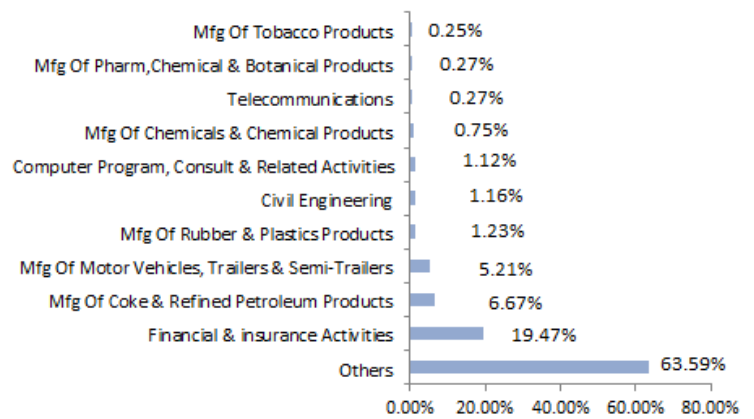
Raghavan / Divesh D	Raghavan / Divesh D		
No of funds managed by fund Manager	Equity	Debt	Balanced
	9	9	17
Launch Date	31-Mar-14		
Risk Profile	Low to Medium		
Benchmark	Nifty 50 (10%) CompBex (90%)		
NAV as on 31-May-20	17.7811		
Modified Duration	4.68		

This fund option is available under SBI Life - Kalyan ULIP Plus (UIN:111L079V03) & SBI Life - Kalyan ULIP Plus (UIN:111L079V02) (withdrawn product)

DEBT RATING PROFILE



TOP 10 INDUSTRY SECTOR



GOVT. SECURITIES

Security Name	% of total portfolio
7.17% GOI CG 08-01-2028	12.29%
8.94% GUJRAT SDL 24-09-2024	10.07%
7.26% GOI CG 14-01-2029	9.98%
8.24% GOI CG 15-02-2027	5.12%
8.47% GUJRAT SDL 21-08-2028	4.57%
7.57% GOI CG 17-06-2033	3.25%
8.40% GOI CG 28-07-2024	2.26%
7.92% MADHYA PRADESH SDL 22-03-2024 UDAY	2.03%
7.72% GOI CG 25-05-2025	1.98%
7.40% GOI CG 09-09-2035	1.97%

CORPORATE DEBT

Security Name	% of total portfolio
8.70% REC LIMITED B & D 28-09-2028 GOI-IV	6.29%
9.77% TATA MOTORS B & D 12-09-2024	5.06%
7.49% IRFC B & D 30-05-2027 120	3.74%
9.05% RIL B & D 17-10-2028 PPD-G	3.64%
7.00% RIL B & D 31-08-2022	2.33%
8.54% REC LIMITED B & D 15-11-2028 V	2.01%
8.27% REC LIMITED B & D 06-02-2025 130	1.49%
9.10% SHRIRAM TRANSPORT FINANCE CO. LTD. B & D 12-07-202	1.46%
9.10% INDIA INFRADEBT LIMITED B & D 20-06-2022 I	1.40%
10.09% M R F LTD B & D 27-05-2021 III	1.23%

EQUITY

Security Name	% of total portfolio
HDFC BANK LTD.	0.73%
RELIANCE INDUSTRIES LTD.	0.62%
HOUSING DEVELOPMENT FINANCE CORPN.	0.46%
INFOSYS LIMITED	0.46%
ICICI BANK LTD.	0.44%
HINDUSTAN UNILEVER LTD.	0.39%
TATA CONSULTANCY SERVICES LTD.	0.38%
KOTAK MAHINDRA BANK LTD.	0.31%
BHARTI AIRTEL LTD.	0.27%
HCL TECHNOLOGIES LTD.	0.25%

Asset Category	Actual %	(₹ In crs)
Money Market Instruments	4.63%	5.15

FUND PERFORMANCE*

Returns	1 Mth	6 Mths	1 yr	2 yrs	3 yrs	Since Inception
Group Debt Plus Fund II	1.65%	4.55%	10.52%	10.94%	8.41%	9.77%
Benchmark	1.64%	4.04%	9.72%	10.26%	7.91%	9.64%

*i) Returns less than or equal to one year are absolute returns. Returns greater than a year are in terms of Compound Annual Growth Rate (CAGR) is expressed as a percentage rounded to the nearest 0.1%.
ii) Past performance of any of the funds is not indicative of their future performance.



Group Balanced Plus Fund II (SFIN - ULGF010200913GRBAL+FND2111)

INVESTMENT OBJECTIVE

To provide a balance between long term capital appreciation and current income through a blend of investment in equity/ equity related instruments and fixed income instruments.

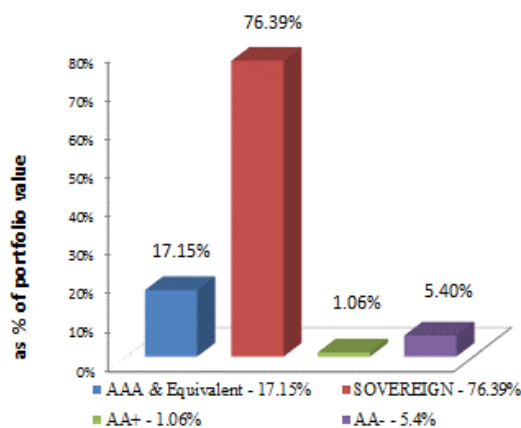
Assets Mix (In %)	Min	Max	Actual (%)	AUM (In Crs)
Equity	20	35	23.73	16.10
Debt	40	80	70.63	47.89
Money Market	0	40	5.64	3.82
TOTAL			100.00	67.81

Fund Description

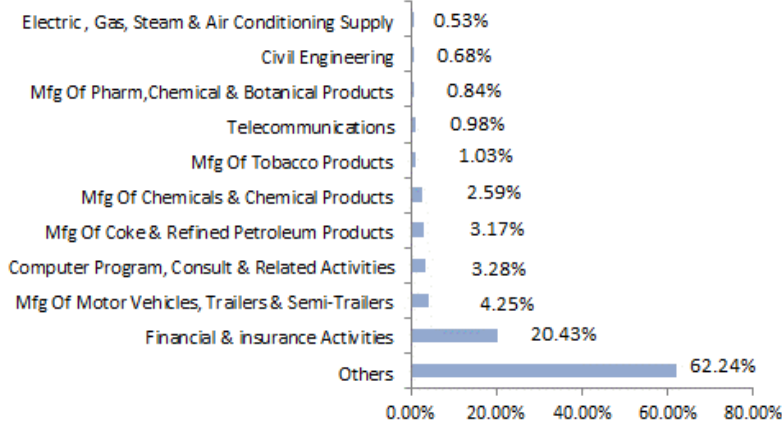
Fund Manager Name	Raghavan / Divesh D		
No of funds managed by fund Manager	Equity	Debt	Balanced
	9	9	17
Launch Date	14-Oct-14		
Risk Profile	Medium to High		
Benchmark	Nifty 50 (25%) CompBex (75%)		
NAV as on 31-May-20	16.2934		
Modified Duration	4.59		

This fund option is available under SBI Life - Kalyan ULIP Plus (UIN:111L079V03) & SBI Life - Kalyan ULIP Plus (UIN:111L079V02) (withdrawn product)

DEBT RATING PROFILE



TOP 10 INDUSTRY SECTOR



GOVT. SECURITIES

Security Name	% of total portfolio
7.17% GOI CG 08-01-2028	9.39%
7.26% GOI CG 14-01-2029	9.12%
8.94% GUJRAT SDL 24-09-2024	8.30%
8.47% GUJRAT SDL 21-08-2028	5.82%
8.40% GOI CG 28-07-2024	5.36%
7.57% GOI CG 17-06-2033	3.28%
7.92% MADHYA PRADESH SDL 22-03-2024 UDAY	3.17%
8.24% GOI CG 15-02-2027	2.49%
8.27% TAMIL NADU SDL 12-08-2025	1.64%
7.72% GOI CG 25-05-2025	1.62%

CORPORATE DEBT

Security Name	% of total portfolio
8.70% REC LIMITED B & D 28-09-2028 GOI-IV	4.66%
9.77% TATA MOTORS B & D 12-09-2024	3.82%
8.95% PFC B & D 30-03-2025 64.III	3.68%
8.54% REC LIMITED B & D 15-11-2028 V	2.15%
8.27% REC LIMITED B & D 06-02-2025 130	1.63%
9.10% SHRIRAM TRANSPORT FINANCE CO. LTD. B & D	0.75%
8.49% NTPC B & D 25-03-2025	0.01%
8.00% BRITANNIA INDUSTRIES LTD B & D 28-08-2022	0.00%

EQUITY

Security Name	% of total portfolio
RELIANCE INDUSTRIES LTD.	2.91%
HDFC BANK LTD.	2.69%
HOUSING DEVELOPMENT FINANCE CORPN.	1.65%
ICICI BANK LTD.	1.56%
INFOSYS LIMITED	1.43%
HINDUSTAN UNILEVER LTD.	1.39%
ITC LTD.	1.03%
TATA CONSULTANCY SERVICES LTD.	1.02%
BHARTI AIRTEL LTD.	0.98%
KOTAK MAHINDRA BANK LTD.	0.87%

Asset Category	Actual %	(₹ In crs)
Money Market Instruments	5.64%	3.82

FUND PERFORMANCE*

Returns	1 Mth	6 Mths	1 yr	2 yrs	3 yrs	Since Inception
Group Balanced Plus Fund II	0.57%	0.87%	6.45%	8.57%	7.52%	9.05%
Benchmark	0.93%	-0.08%	4.72%	7.78%	6.77%	8.33%

*i) Returns less than or equal to one year are absolute returns. Returns greater than a year are in terms of Compound Annual Growth Rate (CAGR) is expressed as a percentage rounded to the nearest 0.1%.
ii) Past performance of any of the funds is not indicative of their future performance.

Group Growth Plus Fund II (SFIN - ULGF009200913GRGRT+FND2111)
INVESTMENT OBJECTIVE

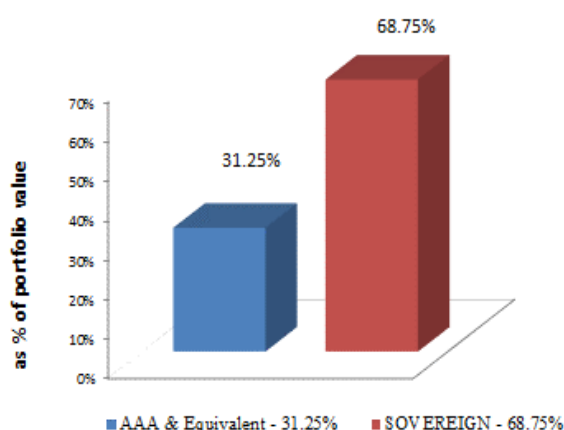
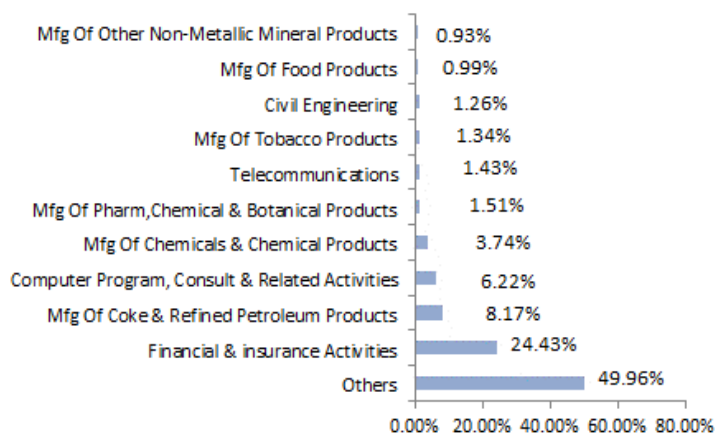
To provide long term capital appreciation through investment primarily in equity & equity related instrument.

Assets Mix (In %)	Min	Max	Actual (%)	AUM (In Crs)
Equity	35	60	38.31	1.09
Debt	25	65	49.81	1.41
Money Market	0	40	11.88	0.34
TOTAL			100.00	2.84

Fund Description

Fund Manager Name	Raghavan / Divesh D		
No of funds managed by fund Manager	Equity	Debt	Balanced
	9	9	17
Launch Date	04-Mar-15		
Risk Profile	High		
Benchmark	Nifty 50 (45%) CompBex (55%)		
NAV as on 31-May-20	13.9711		
Modified Duration	4.29		

This fund option is available under SBI Life - Kalyan ULIP Plus (UIN:111L079V03) & SBI Life - Kalyan ULIP Plus (UIN:111L079V02) (withdrawn product)

DEBT RATING PROFILE

TOP 10 INDUSTRY SECTOR

GOVT. SECURITIES

Security Name	% of total portfolio
7.26% GOI CG 14-01-2029	22.73%
7.72% GOI CG 25-05-2025	3.87%
8.40% GOI CG 28-07-2024	2.99%
8.24% GOI CG 15-02-2027	2.77%
7.17% GOI CG 08-01-2028	1.88%

EQUITY

Security Name	% of total portfolio
HDFC BANK LTD.	4.15%
RELIANCE INDUSTRIES LTD.	4.07%
HOUSING DEVELOPMENT FINANCE CORPN.	2.83%
INFOSYS LIMITED	2.56%
ICICI BANK LTD.	2.54%
HINDUSTAN UNILEVER LTD.	2.27%
TATA CONSULTANCY SERVICES LTD.	2.11%
KOTAK MAHINDRA BANK LTD.	1.63%
BHARTI AIRTEL LTD.	1.43%
HCL TECHNOLOGIES LTD.	1.36%

CORPORATE DEBT

Security Name	% of total portfolio
8.95% PFC B & D 30-03-2025 64.III	3.99%
8.70% REC LIMITED B & D 28-09-2028 GOI-IV	3.97%
8.54% REC LIMITED B & D 15-11-2028 V	3.94%
7.00% RIL B & D 31-08-2022	3.65%
8.00% BRITANNIA INDUSTRIES LTD B & D 28-08-2022	0.00%

Asset Category	Actual %	(₹ In crs)
Money Market Instruments	11.88%	0.34

FUND PERFORMANCE*

Returns	1 Mth	6 Mths	1 yr	2 yrs	3 yrs	Since Inception
Group Growth Plus Fund II	-0.48%	-4.34%	0.81%	5.42%	5.91%	6.58%
Benchmark	-0.04%	-5.58%	-1.92%	4.37%	5.11%	5.88%

*i) Returns less than or equal to one year are absolute returns. Returns greater than a year are in terms of Compound Annual Growth Rate (CAGR) is expressed as a percentage rounded to the nearest 0.1%.

ii) Past performance of any of the funds is not indicative of their future performance.

Group Short Term Plus Fund II (SFIN - ULGF013200913GRSHT+FND2111)
INVESTMENT OBJECTIVE

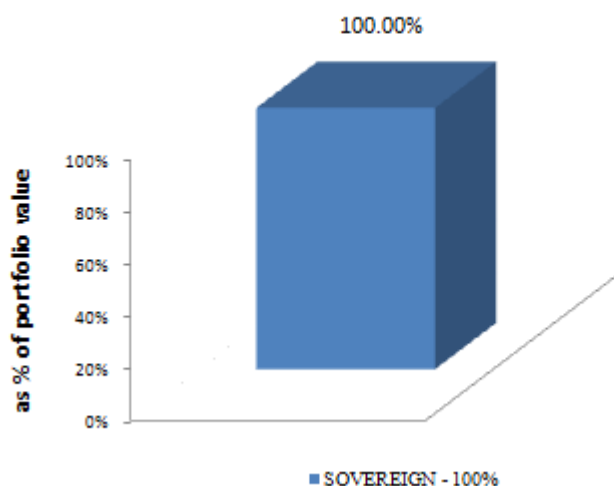
To provide suitable returns through low risk investment with no exposure in the equity market.

Assets Mix (In %)	Min	Max	Actual	AUM (In Crs)
Debt	25	100	68.07	0.93
Money Market	0	75	31.93	0.43
TOTAL			100.00	1.36

Fund Description

Fund Manager Name	Raghavan		
No of funds managed by fund Manager	Equity	Debt	Balanced
	4	9	9
Launch Date	31-Mar-15		
Risk Profile	Low		
Benchmark	Crisil CompBex		
NAV as on 31-May-20	15.5962		
Modified Duration	2.03		

This fund option is available under SBI Life - Kalyan ULIP Plus (UIN:111L079V03) & SBI Life - Kalyan ULIP Plus (UIN:111L079V02) (withdrawn product)

DEBT RATING PROFILE

GOVT. SECURITIES

Security Name	% of total portfolio
7.68% GOI CG 15-12-2023	68.07%

Asset Category	Actual %	(₹ In crs)
Money Market Instruments	31.93%	0.43

FUND PERFORMANCE*

Returns	1 Mth	6 Mths	1 yr	2 yrs	3 yrs	Since Inception
Group Short Term Plus Fund II	0.85%	5.09%	9.50%	9.66%	7.63%	8.97%
Benchmark	2.11%	6.78%	13.06%	11.86%	8.63%	9.01%

*i) Returns less than or equal to one year are absolute returns. Returns greater than a year are in terms of Compound Annual Growth Rate (CAGR) is expressed as a percentage rounded to the nearest 0.1%.

ii) Past performance of any of the funds is not indicative of their future performance.

Group Money Market Plus Fund (SFIN - ULGF008030613GRPMNMTFND111)
INVESTMENT OBJECTIVE

The objective of this fund is to park the funds in liquid and safe instruments so as to avoid market risk on a long term basis.

Assets Mix (In %)	Min	Max	Actual	AUM (In Crs)
Money Market	0	100	100.00	2.10
TOTAL			100.00	2.10

Fund Description			
Fund Manager Name	Raghavan		
No of funds managed by fund Manager	Equity	Debt	Balanced
	4	9	9
Launch Date	18-Sep-17		
Risk Profile	Low		
Benchmark	CRISIL T-Bill Index		
NAV as on 31-May-20	11.5972		
Modified Duration	0.04		

This fund option is available under SBI Life - Kalyan ULIP Plus (UIN:111L079V03) & SBI Life - Kalyan ULIP Plus (UIN:111L079V02) (withdrawn product)

Asset Category	Actual %	(₹ In crs)
Money Market Instruments	100.00%	2.10

FUND PERFORMANCE*

Returns	1 Mth	6 Mths	1 yr	2 yrs	3 yrs	Since Inception
Group Money Market Plus Fund	0.31%	2.23%	5.07%	5.68%	NA	5.63%
Benchmark	0.39%	3.25%	6.76%	7.04%	NA	6.82%

*i) Returns less than or equal to one year are absolute returns. Returns greater than a year are in terms of Compound Annual Growth Rate (CAGR) is expressed as a percentage rounded to the nearest 0.1%.

ii) Past performance of any of the funds is not indicative of their future performance.

Group STO Plus Fund II (SFIN - ULGF012200913GRSTOPLUS2111)
INVESTMENT OBJECTIVE

The objective of this fund is to park the funds in liquid and safe instruments for a temporary period so as to minimize risk linked to market volatility at the time of investment & then systematically transferred to Group Growth Plus Fund.

Assets Mix (In %)	Min	Max	Actual	AUM (In Crs)
Money Market	100	100	100.00	0.00
TOTAL			100.00	0.00

Fund Description

Fund Manager Name	Raghavan		
No of funds managed by fund Manager	Equity	Debt	Balanced
	4	9	9
Launch Date	05-Sep-18		
Risk Profile	Low		
Benchmark	CRISIL T-Bill Index		
NAV as on 31-May-20	10.1404		
Modified Duration	NA		

This fund option is available under SBI Life - Kalyan ULIP Plus (UIN:111L079V03) & SBI Life - Kalyan ULIP Plus (UIN:111L079V02) (withdrawn product)

FUND PERFORMANCE*

Returns	1 Mth	6 Mths	1 yr	2 yrs	3 yrs	Since Inception
Group STO Plus Fund II	NA	NA	NA	NA	NA	0.80%
Benchmark	NA	NA	NA	NA	NA	7.08%

- *i) Returns less than or equal to one year are absolute returns. Returns greater than a year are in terms of Compound Annual Growth Rate (CAGR) is expressed as a percentage rounded to the nearest 0.1%.
 ii) Past performance of any of the funds is not indicative of their future performance.

SBI Life - Group Retirement Fund – Traditional



INVESTMENT OBJECTIVE:

The investment objective of the Group Retirement Fund is capital protection and to provide optimal return to the policyholders on a consistent basis within a reasonable risk framework.

Date of Portfolio: As on May 31, 2020

Launch Date: September 2003

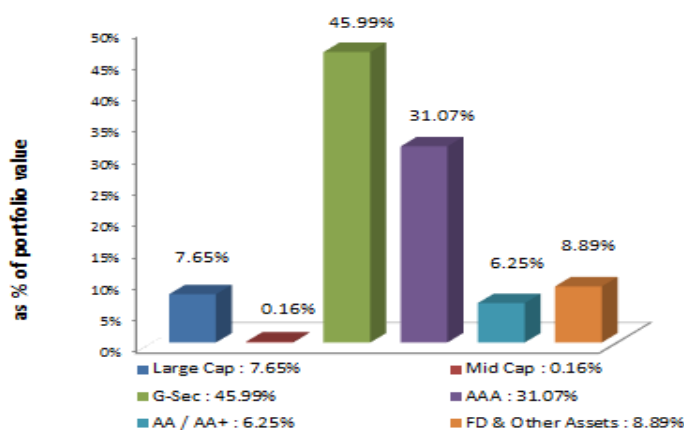
FUND DETAILS

Group Retirement Fund	Yield (p.a.)	
	Min	Max
Financial Year		
FY 2019-20	7.50%	7.85%
FY 2018-19	7.85%	8.20%
FY 2017-18	8.25%	8.60%
FY 2016-17	8.10%	8.60%
FY 2015-16	8.75%	9.10%
FY 2014-15	9.00%	9.50%
FY 2013-14	9.00%	9.50%
FY 2012-13	9.00%	9.50%
FY 2011-12	8.75%	9.60%
FY 2010-11	9.00%	9.60%
FY 2009-10	9.00%	9.60%
FY 2008-09	8.15%	9.25%
FY 2007-08	10.00%	11.00%
FY 2006-07	9.50%	10.20%
FY 2005-06	10.80%	11.80%
FY 2004-05	10.17%	11.17%
FY 2003-04	11.50%	12.50%

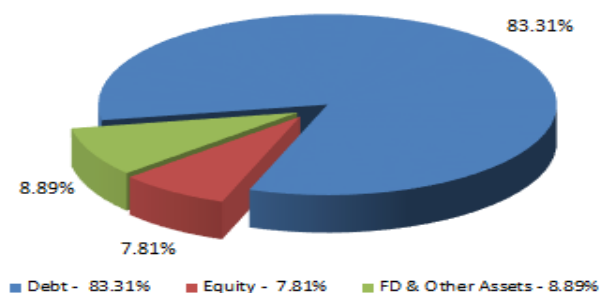
Group Retirement Fund

Modified Duration: 3.37

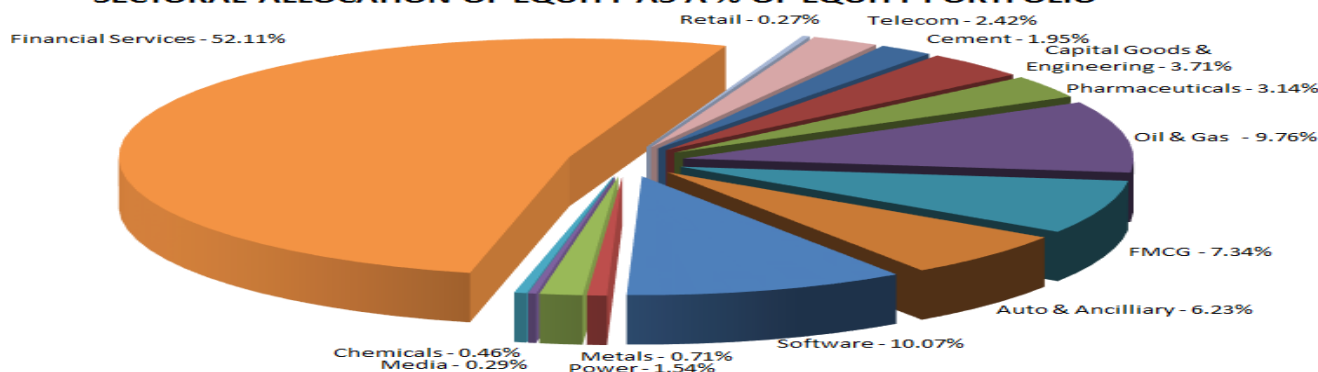
ASSET ALLOCATION



ASSET ALLOCATION



SECTORAL ALLOCATION OF EQUITY AS A % OF EQUITY PORTFOLIO



Past performance of the fund is not indicative of its future performance.

SBI Life – CapAssure Gold Fund – Traditional

SAIN : 111N091V01001



INVESTMENT OBJECTIVE:

The investment objective of the CapAssure Gold Fund is capital protection and to provide optimal return to the policyholders on a consistent basis within a reasonable risk framework.

Date of Portfolio: As on May 31, 2020

Launch Date: October 2013

CapAssure Gold Fund

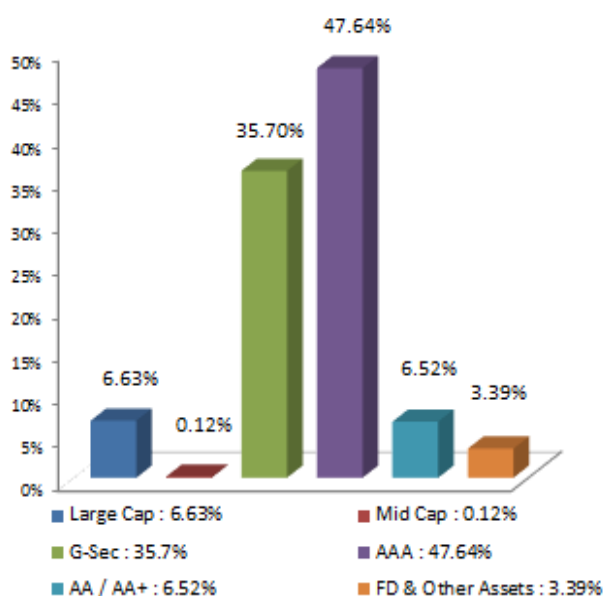
Modified Duration: 3.72

AUM as on May 31, 2020: ₹ 4,239.21 crores

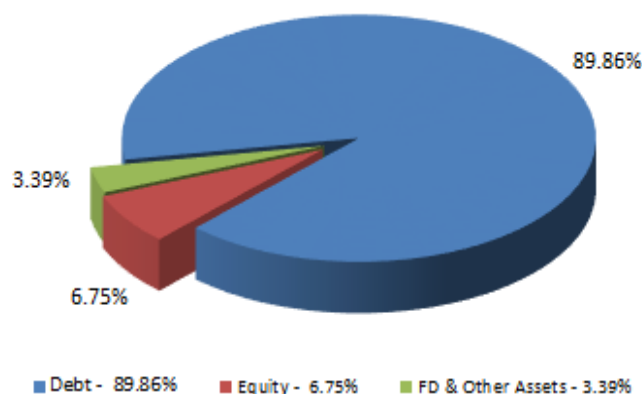
This fund option is available under SBI Life CapAssure Gold (UIN:111N091V01) (withdrawn product)

ASSET ALLOCATION

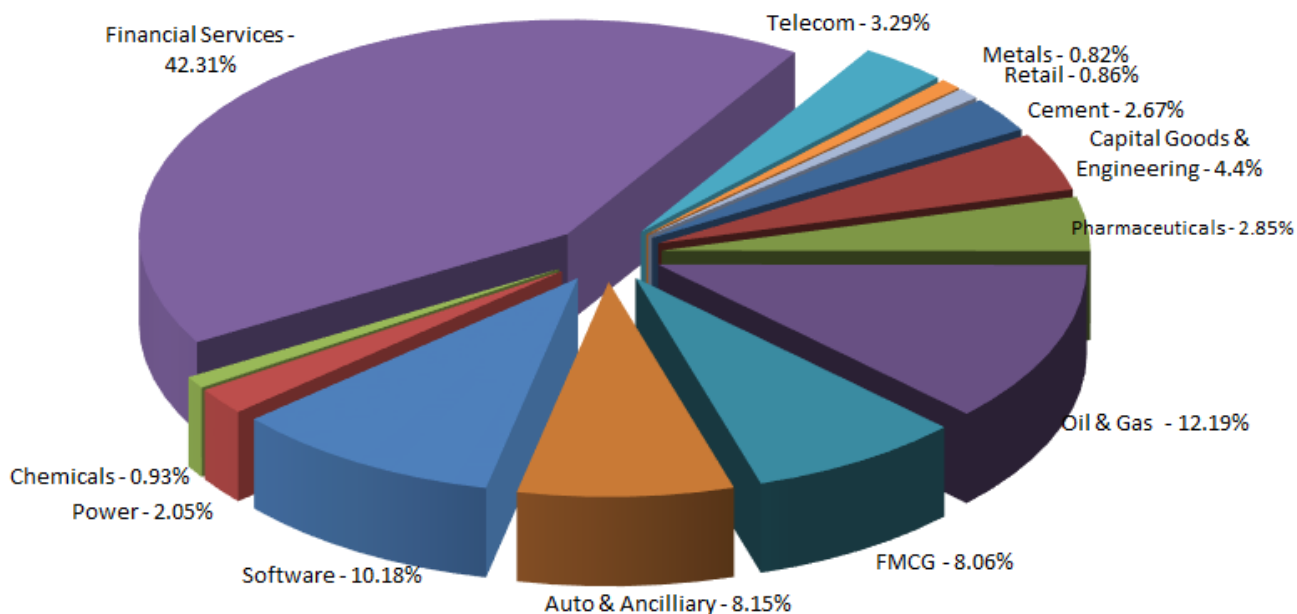
as % of portfolio value



ASSET ALLOCATION



SECTORAL ALLOCATION OF EQUITY AS A % OF EQUITY PORTFOLIO



Past performance of the fund is not indicative of its future performance.

SBI Life – CapAssure Gold Fund II – Traditional

SAIN : 111N091V02004



INVESTMENT OBJECTIVE:

The investment objective of the CapAssure Gold Fund II is capital protection and to provide optimal return to the policyholders on a consistent basis within a reasonable risk framework.

Date of Portfolio: As on May 31, 2020

Launch Date: April 2017

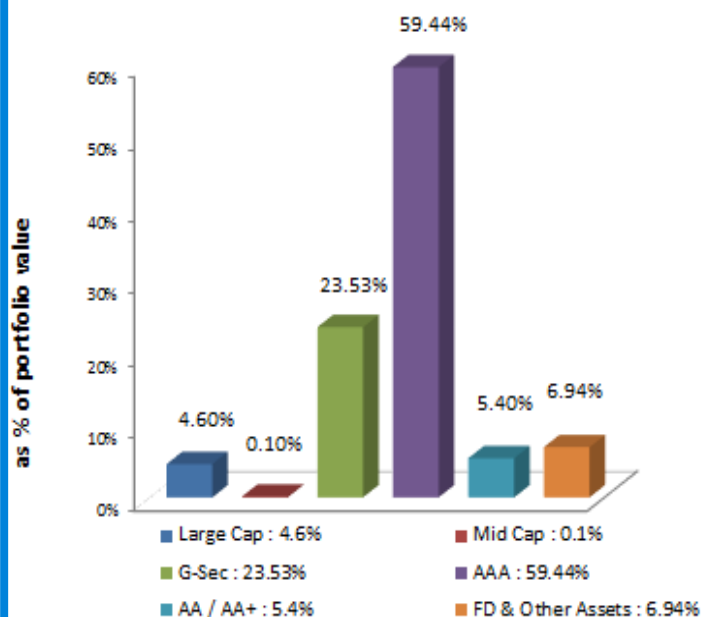
AUM as on May 31, 2020: ₹ 1,906.22 crores

CapAssure Gold Fund II

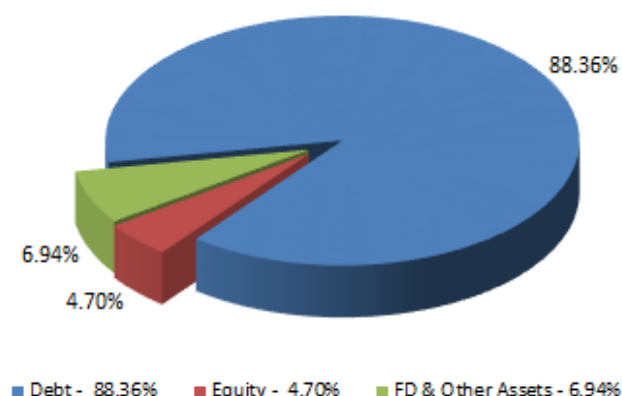
Modified Duration: 3.61

This fund option is available under SBI Life - CapAssure Gold (UIN:111N091V02) (withdrawn product)

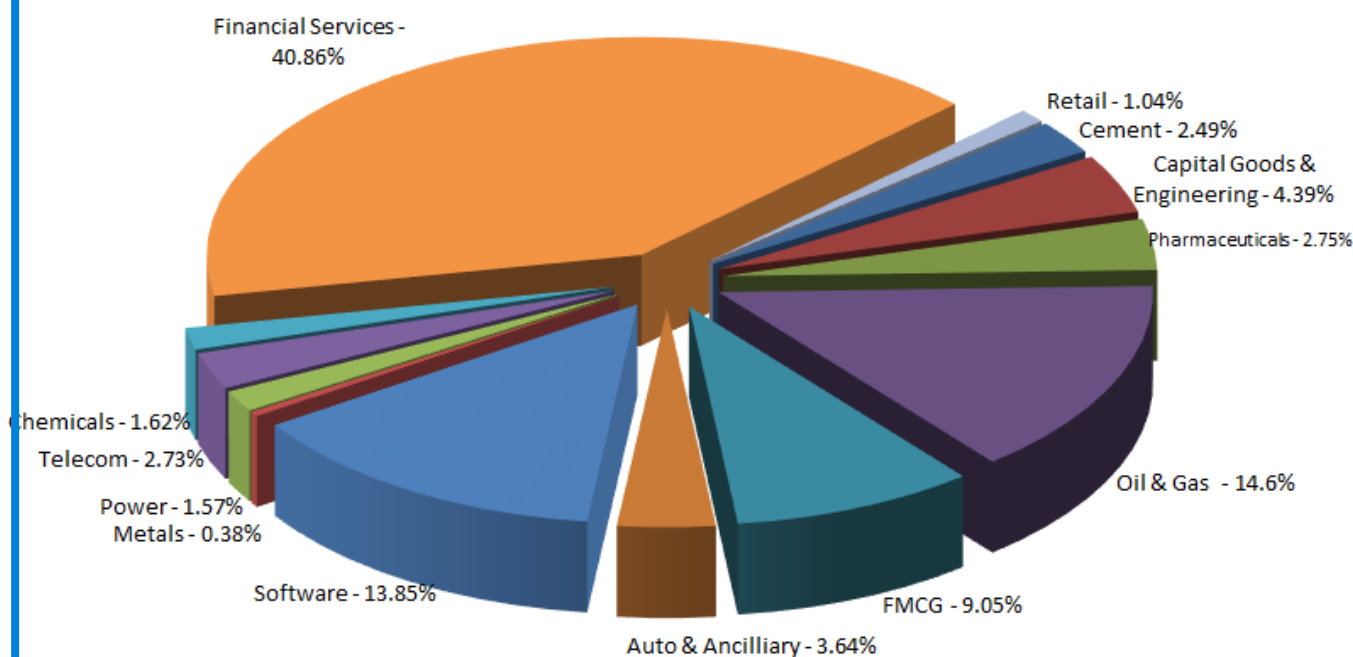
ASSET ALLOCATION



ASSET ALLOCATION



SECTORAL ALLOCATION OF EQUITY AS A % OF EQUITY PORTFOLIO



Risk Factors:

- 1) **IN UNIT LINKED POLICIES, THE INVESTMENT RISK IN INVESTMENT PORTFOLIO IS BORNE BY THE POLICYHOLDER.**
- 2) Unit Linked Life Insurance products are different from the traditional products and are subject to market risks
- 3) Premium paid in unit linked policies are subject to investment risks associated with capital markets and NAVs of the units may go up or down based on the performance of fund and factors influencing the capital market and the insured is responsible for his/her decisions.
- 4) SBI Life Insurance Co. Ltd. is only the name of the insurance company and the various products offered are only the names of the unit linked life insurance contract and does not in any way indicate the quality of the contract, its future prospects or returns.
- 5) The various funds offered under SBI Life Unit Linked products are only the names of funds and do not in any way indicate the quality of these funds, their future prospects and returns.
- 6) Please know the associated risk and applicable charges from your Insurance Advisor or the intermediary or the policy document issued by the insurance company
- 7) Funds under Group Linked Insurance products can be surrendered anytime subject to deduction of applicable surrender charges. Please refer to the terms and conditions of your product for further details.
- 8) "With effect from 1st November 2013, the composition of 'Debt and Money Market Instruments' has been further split in to two separate Asset class 'Debt Instruments' and 'Money Market Instruments' respectively".
- 9) All benefits payable under this policy are subject to tax laws and other fiscal enactments in-effect from time to time, please consult your tax advisor for details.
- 10) In case of Retirement Product*, benefits by way of surrender, complete withdrawal or maturity/vesting will be available in the form of annuities except to the extent of commutation of such benefits as allowed under the prevailing Income Tax rules.

*For Retirement products purchase with effect from January 01, 2014

BEWARE OF SPURIOUS PHONE CALLS AND FICTIOUS / FRADULENT OFFERS

IRDAI is not involved in activities like selling insurance policies, announcing bonus or investment of premiums. Public receiving such phone calls are requested to lodge a police complaint.

Trade logo displayed above belongs to State Bank of India and is used by SBI Life under license.

To know more about us

Visit us at www.sbilife.co.in or Call Toll Free No. 1800 267 9090 (9.00 a.m. to 9 p.m.)

SBI Life Insurance Co. Ltd.

Corporate Office and Registered Office: "Natraj", M.V Road & Western Express Highway Junction, Andheri (E),
Mumbai-400069

CIN: L99999MH2000PLC129113

Email: info@sbilife.co.in

IRDAI Regn. No. 111

For more details on Risk Factors, Terms & Conditions, please read the sales brochure carefully before concluding a sale