



Monthly Investment Update:
Volume 14, Issue 07
October, 2021

invest CARE GROUP

EMPLOYEE RETIREMENT SOLUTIONS FROM SBI LIFE INSURANCE CO. LTD.

IN UNIT LINKED POLICIES, THE INVESTMENT RISK IN INVESTMENT PORTFOLIO IS BORNE BY THE POLICYHOLDER

GROUP RETIREMENT SOLUTIONS

SBI Life Group Retirement Solutions offer an integrated basket of employee benefit plans catering to both statutory as well as voluntary needs of the employers. The two funds we currently offer in our Group Retirement Portfolio are:

1) Traditional Fund

This fund is available in the following products: SBI Life-CapAssure Gratuity, SBI Life-CapAssure Superannuation, SBI Life-CapAssure Leave Encashment, SBI Life-CapAssure and an umbrella offering under the brand name of SBI Life-CapAssure Gold. SBI Life-CapAssure Gold helps fund management for Defined Benefit Scheme, Defined Contribution Scheme or any combination of the two. The investment objective of this Fund is capital protection and to provide optimal returns to the policyholders on a consistent basis within a reasonable risk framework.

2) Unit Linked Fund

This fund is available under the Product SBI Life - Kalyan ULIP Plus. SBI Life - Kalyan ULIP Plus is a one-stop solution to cater to the fund management needs of any Corporate in the form of Defined Benefit Scheme, Defined Contribution Scheme or 'combination of the two'.

The Group Debt Plus Fund, Group Growth Plus Fund, Group Balanced Plus Fund, Group Short-Term Plus fund, Guarantee Plus fund under SBI Life - Kalyan ULIP, SBI Life - Kalyan ULIP Plus & Group Debt Plus fund II, Group Balanced plus Fund II, Group Growth plus fund II, Group Short term plus fund II, Group Money Market Plus Fund & Group STO Plus Fund II under SBI Life - Kalyan ULIP Plus cater to different risk appetites, while aiming to generate the best in class returns.

Group Retirement Investment Strategy

The investment strategy is to invest primarily in Fixed Income Securities such as Government Securities, corporate debt and short term instruments and a portion of the corpus in equities with higher equity exposure for the Unit Linked product.

Investments are made in top quality corporate debt and prime importance is given to duration management with a view on interest rates. Active management policy is followed for both debt and equity market. The Investment strategy for equity shares is based on the principles that lay emphasis on the concept of sound fundamentals, sustained economic earnings and return on investments. Investment in companies will be with an objective to participate in their business model. The endeavor will be to focus on identification of growth oriented business models, competitive edge, industry structure, earnings margin and quality of management.

IN UNIT LINKED POLICIES, THE INVESTMENT RISK IN INVESTMENT PORTFOLIO IS BORNE BY THE POLICYHOLDER

* Funds under Group Linked Insurance products can be surrendered anytime subject to deduction of applicable surrender charges. Please refer to the terms and conditions of your product for further details.

Group Fund Performance - Snapshot

| Funds | Inception Date | AUM as on Oct 31, 2021 (₹ in Cr) | Bench marks (BM) | Returns in % (Greater than 1 yr : CAGR Returns) ** | | | | | | | | | | | |
|-------------------------------|----------------|----------------------------------|---------------------------------|---|-------|-------|-------|-------|-------|-------|-------|-------|-------|-----------------|------|
| | | | | 1 yr | | 2 yrs | | 3 yrs | | 4 yrs | | 5 yrs | | Since Inception | |
| | | | | Fund | BM | Fund | BM | Fund | BM | Fund | BM | Fund | BM | Fund | BM |
| Group Balanced Plus Fund | 16-Jul-09 | 109.19 | Nifty 50 (25%) CompBex (75%) | 14.08 | 14.46 | 11.86 | 11.85 | 12.55 | 12.56 | 9.82 | 9.70 | 9.94 | 9.83 | 11.02 | 9.32 |
| Group Balanced Plus Fund II | 31-Mar-14 | 105.19 | | 13.79 | 14.46 | 11.43 | 11.85 | 12.47 | 12.56 | 9.72 | 9.70 | 9.99 | 9.83 | 10.22 | 9.90 |
| Group Debt Plus Fund | 16-Jul-09 | 3.38 | Nifty 50 (10%) CompBex (90%) | 8.23 | 8.00 | 9.13 | 9.50 | 10.75 | 10.89 | 8.56 | 8.51 | 8.73 | 8.50 | 9.61 | 8.51 |
| Group Debt Plus Fund II | 31-Mar-14 | 143.68 | | 7.87 | 8.00 | 9.07 | 9.50 | 10.71 | 10.89 | 8.51 | 8.51 | 8.55 | 8.50 | 9.60 | 9.67 |
| Group Growth Plus Fund | 25-Sept-09 | 1.88 | Nifty 50 (45%) CompBex (55%) | 24.80 | 23.57 | 16.64 | 14.84 | 16.11 | 14.63 | 12.27 | 11.16 | 12.56 | 11.50 | 12.56 | 9.82 |
| Group Growth Plus Fund II | 31-Mar-14 | 4.08 | | 23.77 | 23.57 | 15.81 | 14.84 | 15.77 | 14.63 | 11.90 | 11.16 | 12.17 | 11.50 | 10.45 | 9.80 |
| Group Short Term Plus Fund | 18-Jul-11 | 0.00 | CRISIL CompBex | 3.31 | 3.87 | 4.21 | 7.88 | 5.33 | 9.74 | 6.02 | 7.68 | 6.70 | 7.58 | 8.34 | 8.57 |
| Group Short Term Plus Fund II | 31-Mar-14 | 1.46 | | 3.23 | 3.87 | 5.59 | 7.88 | 7.20 | 9.74 | 6.19 | 7.68 | 7.22 | 7.58 | 7.86 | 8.28 |
| Group Money Market Plus Fund | 31-Mar-14 | 2.19 | CRISIL T-Bill Index | 2.66 | 3.50 | 3.33 | 4.39 | 4.26 | 5.37 | 4.65 | 5.66 | NA | NA | 4.66 | 5.67 |
| Group STO Plus Fund II | 31-Mar-14 | 0.00 | | NA | NA | NA | NA | NA | NA | NA | NA | NA | NA | NA | NA |

** Past performance of any of the funds above is not indicative of their future performance

Group Debt Plus Fund (SFIN - ULGF003160709GRPDBT+FND111)
INVESTMENT OBJECTIVE

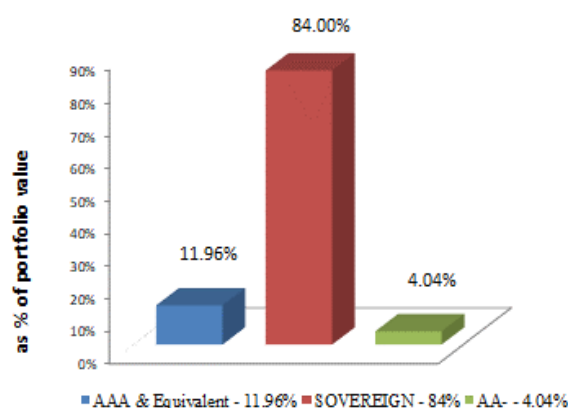
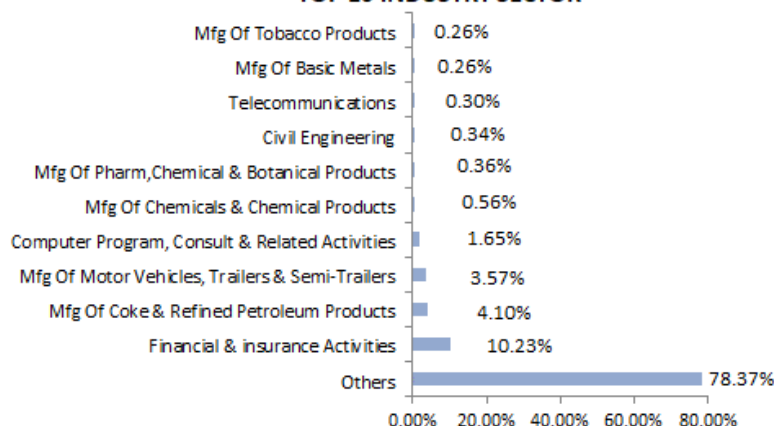
To provide an accumulation of income through substantial investment in the fixed income instrument.

| Assets Mix (In %) | Min | Max | Actual (%) | AUM (In Crs) |
|-------------------|-----|-----|---------------|--------------|
| Equity | 0 | 20 | 9.81 | 0.33 |
| Debt | 40 | 100 | 80.35 | 2.72 |
| Money Market | 0 | 40 | 9.84 | 0.33 |
| TOTAL | | | 100.00 | 3.38 |

Fund Description

| | | | |
|-------------------------------------|------------------------------|------|----------|
| Fund Manager Name | Raghavan / Devesh D | | |
| No of funds managed by fund Manager | Equity | Debt | Balanced |
| | 18 | 10 | 18 |
| Launch Date | 16-Jul-09 | | |
| Risk Profile | Low | | |
| Benchmark | Nifty 50 (10%) CompBex (90%) | | |
| NAV as on 31-Oct-21 | 30.9158 | | |
| Modified Duration | 3.46 | | |

This fund option is available under SBI Life - Kalyan ULIP Plus (UIN:111L079V01) (withdrawn product) & SBI Life - Kalyan ULIP (UIN:111L052V01) (withdrawn product)

DEBT RATING PROFILE

TOP 10 INDUSTRY SECTOR

GOVT. SECURITIES

| Security Name | % of total portfolio |
|--|----------------------|
| 7.72% GOI CG 25-05-2025 | 23.73% |
| 8.24% GOI CG 15-02-2027 | 10.41% |
| 7.92% MADHYA PRADESH SDL 22-03-2024 UDAY | 9.39% |
| 7.26% GOI CG 14-01-2029 | 5.61% |
| 7.40% GOI CG 09-09-2035 | 4.64% |
| 6.64% GOI CG 16-06-2035 | 4.35% |
| 7.68% GOI CG 15-12-2023 | 3.13% |
| 7.17% GOI CG 08-01-2028 | 3.10% |
| 8.94% GUJARAT SDL 24-09-2024 | 1.62% |
| 6.79% GOI CG 15-05-2027 | 1.53% |

CORPORATE DEBT

| Security Name | % of total portfolio |
|---|----------------------|
| 8.54% REC LIMITED B & D 15-11-2028 V | 3.30% |
| 8.95% PPC B & D 30-03-2025 64, III | 3.27% |
| 9.77% TATA MOTORS B & D 12-09-2024 | 3.24% |
| 7.00% RIL B & D 31-08-2022 | 3.02% |
| 8.49% NTPC B & D 25-03-2025 | 0.01% |
| 8.00% BRITANNIA INDUSTRIES LTD B & D 28-08-2022 | 0.00% |
| 5.50% BRITANNIA INDUSTRIES LTD B & D 03-06-2024 | 0.00% |

EQUITY

| Security Name | % of total portfolio |
|------------------------------------|----------------------|
| RELIANCE INDUSTRIES LTD. | 0.99% |
| HDFC BANK LTD. | 0.98% |
| ICICI BANK LTD. | 0.80% |
| INFOSYS LIMITED | 0.79% |
| HOUSING DEVELOPMENT FINANCE CORPN. | 0.55% |
| TATA CONSULTANCY SERVICES LTD. | 0.39% |
| LARSEN & TOUBRO LTD. | 0.34% |
| HINDUSTAN UNILEVER LTD. | 0.30% |
| AXIS BANK LTD. | 0.30% |
| KOTAK MAHINDRA BANK LTD. | 0.29% |

| Asset Category | Actual % | (₹ In crs) |
|--------------------------|----------|------------|
| Money Market Instruments | 9.84% | 0.33 |

FUND PERFORMANCE*

| Returns | 1 Mth | 6 Mths | 1 yr | 2 yrs | 3 yrs | Since Inception |
|----------------------|--------|--------|-------|-------|--------|-----------------|
| Group Debt Plus Fund | 0.00% | 4.17% | 8.23% | 9.13% | 10.75% | 9.61% |
| Benchmark | -0.09% | 4.13% | 8.00% | 9.50% | 10.89% | 8.51% |

- *i) Returns less than or equal to one year are absolute returns. Returns greater than a year are in terms of Compound Annual Growth Rate (CAGR) is expressed as a percentage rounded to the nearest 0.1%.
 ii) Past performance of any of the funds is not indicative of their future performance.

Group Growth Plus Fund (SFIN - ULGF005250909GRPGRT+FND111)
INVESTMENT OBJECTIVE

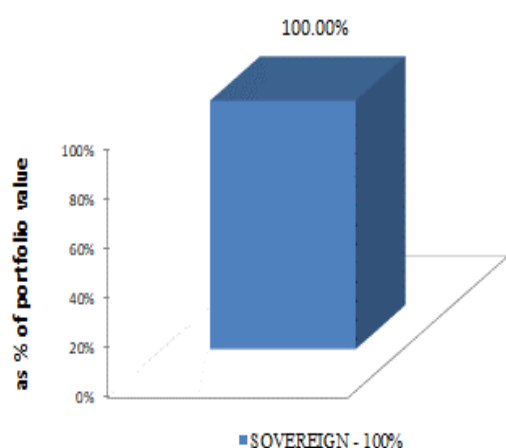
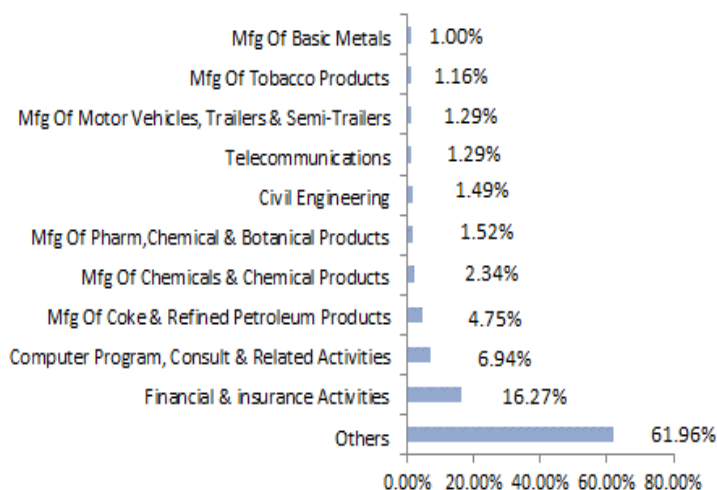
To provide long term capital appreciation through investment primarily in equity & equity related instrument.

| Assets Mix (In %) | Min | Max | Actual (%) | AUM (In Crs) |
|-------------------|-----|-----|---------------|--------------|
| Equity | 35 | 60 | 43.31 | 0.81 |
| Debt | 25 | 65 | 47.28 | 0.89 |
| Money Market | 0 | 40 | 9.41 | 0.18 |
| TOTAL | | | 100.00 | 1.88 |

Fund Description

| | | | |
|-------------------------------------|------------------------------|------|----------|
| Fund Manager Name | Raghavan / Devesh D | | |
| No of funds managed by fund Manager | Equity | Debt | Balanced |
| | 18 | 10 | 18 |
| Launch Date | 25-Sept-09 | | |
| Risk Profile | High | | |
| Benchmark | Nifty 50 (45%) CompBex (55%) | | |
| NAV as on 31-Oct-21 | 41.8964 | | |
| Modified Duration | 4.83 | | |

This fund option is available under SBI Life - Kalyan ULIP Plus (UIN:111L079V01) (withdrawn product) & SBI Life - Kalyan ULIP (UIN:111L052V01) (withdrawn product)

DEBT RATING PROFILE

TOP 10 INDUSTRY SECTOR

GOVT. SECURITIES

| Security Name | % of total portfolio |
|-------------------------|----------------------|
| 7.26% GOI CG 14-01-2029 | 42.06% |
| 6.64% GOI CG 16-06-2035 | 5.22% |

CORPORATE DEBT

| Security Name | % of total portfolio |
|---|----------------------|
| 5.50% BRITANNIA INDUSTRIES LTD B & D 03-06-2024 | 0.00% |

EQUITY

| Security Name | % of total portfolio |
|------------------------------------|----------------------|
| RELIANCE INDUSTRIES LTD. | 9.04% |
| HDFC BANK LTD. | 5.25% |
| ICICI BANK LTD. | 4.30% |
| INFOSYS LIMITED | 4.28% |
| HOUSING DEVELOPMENT FINANCE CORPN. | 3.85% |
| TATA CONSULTANCY SERVICES LTD. | 3.46% |
| LARSEN & TOUBRO LTD. | 2.21% |
| KOTAK MAHINDRA BANK LTD. | 2.21% |
| BHARTI AIRTEL LTD. | 2.21% |
| AXIS BANK LTD. | 2.21% |

| Asset Category | Actual % | (₹ In crs) |
|--------------------------|----------|------------|
| Money Market Instruments | 9.41% | 0.18 |

FUND PERFORMANCE*

| Returns | 1 Mth | 6 Mths | 1 yr | 2 yrs | 3 yrs | Since Inception |
|------------------------|-------|--------|--------|--------|--------|-----------------|
| Group Growth Plus Fund | 0.19% | 10.67% | 24.80% | 16.64% | 16.11% | 12.56% |
| Benchmark | 0.08% | 10.37% | 23.57% | 14.84% | 14.63% | 9.82% |

- *i) Returns less than or equal to one year are absolute returns. Returns greater than a year are in terms of Compound Annual Growth Rate (CAGR) is expressed as a percentage rounded to the nearest 0.1%.
 ii) Past performance of any of the funds is not indicative of their future performance.

Group Balanced Plus Fund (SFIN - ULGF002160709GRPBAL+FND111)
INVESTMENT OBJECTIVE

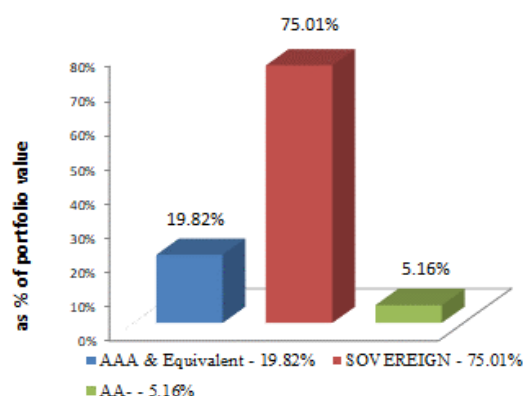
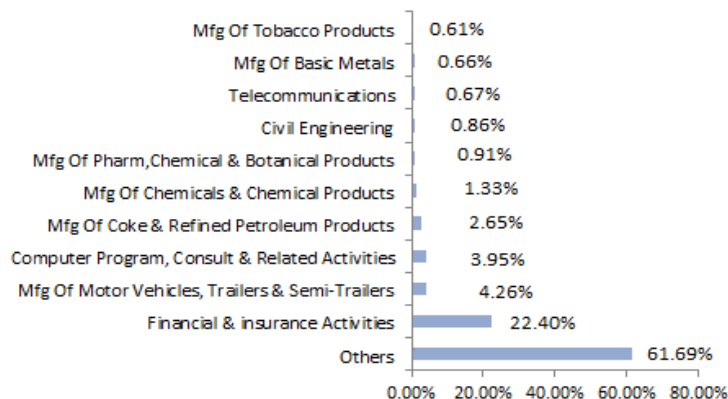
To provide a balance between long term capital appreciation and current income through a blend of investment in equity/ equity related instruments and fixed income instruments.

| Assets Mix (In %) | Min | Max | Actual | AUM (In Crs) |
|-------------------|-----|-----|---------------|---------------|
| Equity | 20 | 35 | 24.09 | 26.30 |
| Debt | 40 | 80 | 68.13 | 74.39 |
| Money Market | 0 | 40 | 7.78 | 8.50 |
| TOTAL | | | 100.00 | 109.19 |

Fund Description

| | | | |
|-------------------------------------|------------------------------|------|----------|
| Fund Manager Name | Raghavan / Devesh D | | |
| No of funds managed by fund Manager | Equity | Debt | Balanced |
| | 18 | 10 | 18 |
| Launch Date | 16-Jul-09 | | |
| Risk Profile | Medium to High | | |
| Benchmark | Nifty 50 (25%) CompBex (75%) | | |
| NAV as on 31-Oct-21 | 36.1847 | | |
| Modified Duration | 4.08 | | |

This fund option is available under SBI Life - Kalyan ULIP Plus (UIN:111L079V01) (withdrawn product) & SBI Life - Kalyan ULIP (UIN:111L052V01) (withdrawn product)

DEBT RATING PROFILE

TOP 10 INDUSTRY SECTOR

GOVT. SECURITIES

| Security Name | % of total portfolio |
|-----------------------------|----------------------|
| 8.94% GUJRAT SOL 24-09-2024 | 14.04% |
| 7.17% GOI CG 08-01-2028 | 9.03% |
| 7.40% GOI CG 09-09-2035 | 6.27% |
| 7.26% GOI CG 14-01-2029 | 6.23% |
| 8.40% GOI CG 28-07-2024 | 5.70% |
| 7.59% GOI CG 11-01-2026 | 2.62% |
| 6.45% GOI CG 07-10-2029 | 1.84% |
| 5.77% GOI CG 03-08-2030 | 1.32% |
| 6.79% GOI CG 15-05-2027 | 1.23% |
| 8.24% GOI CG 15-02-2027 | 1.01% |

CORPORATE DEBT

| Security Name | % of total portfolio |
|---|----------------------|
| 7.78% SUNDARAM FIN B & D 26-03-2031 U 15 | 6.07% |
| 9.77% TATA MOTORS B & D 12-09-2024 | 3.52% |
| 8.70% REC LIMITED B & D 28-09-2028 GOI-IV | 3.29% |
| 8.54% REC LIMITED B & D 15-11-2028 V | 2.15% |
| 8.27% REC LIMITED B & D 06-02-2025 130 | 1.99% |
| 8.49% NTPC B & D 25-03-2025 | 0.01% |
| 8.00% BRITANNIA INDUSTRIES LTD B & D 28-08-2022 | 0.00% |
| 5.50% BRITANNIA INDUSTRIES LTD B & D 03-06-2024 | 0.00% |

EQUITY

| Security Name | % of total portfolio |
|------------------------------------|----------------------|
| RELIANCE INDUSTRIES LTD. | 2.48% |
| HDFC BANK LTD. | 2.42% |
| ICICI BANK LTD. | 2.03% |
| INFOSYS LIMITED | 1.94% |
| HOUSING DEVELOPMENT FINANCE CORPN. | 1.39% |
| TATA CONSULTANCY SERVICES LTD. | 0.95% |
| LARSEN & TOUBRO LTD. | 0.86% |
| NOTAK MAHINDRA BANK LTD. | 0.74% |
| AXIS BANK LTD. | 0.71% |
| HINDUSTAN UNILEVER LTD. | 0.70% |

| Asset Category | Actual % | (₹ In crs) |
|--------------------------|----------|------------|
| Money Market Instruments | 7.78% | 8.50 |

FUND PERFORMANCE*

| Returns | 1 Mth | 6 Mths | 1 yr | 2 yrs | 3 yrs | Since Inception |
|--------------------------|--------|--------|--------|--------|--------|-----------------|
| Group Balanced Plus Fund | 0.13% | 7.08% | 14.08% | 11.86% | 12.55% | 11.02% |
| Benchmark | -0.01% | 6.77% | 14.46% | 11.85% | 12.56% | 9.32% |

- *i) Returns less than or equal to one year are absolute returns. Returns greater than a year are in terms of Compound Annual Growth Rate (CAGR) is expressed as a percentage rounded to the nearest 0.1%.
 ii) Past performance of any of the funds is not indicative of their future performance.

Group Short Term Plus Fund (SFIN - ULGF007180711GRPSHT+FND111)
INVESTMENT OBJECTIVE

To provide suitable returns through low risk investment with no exposure in the equity market.

| Assets Mix (In %) | Min | Max | Actual (%) | AUM (In Crs) |
|-------------------|-----|-----|---------------|--------------|
| Debt | 25 | 100 | 80.62 | 0.00 |
| Money Market | 0 | 75 | 19.38 | 0.00 |
| TOTAL | | | 100.00 | 0.00 |

Fund Description

| | | | |
|-------------------------------------|----------------|------|----------|
| Fund Manager Name | Raghavan | | |
| No of funds managed by fund Manager | Equity | Debt | Balanced |
| | 13 | 10 | 10 |
| Launch Date | 18-Jul-11 | | |
| Risk Profile | Low | | |
| Benchmark | Crisil CompBex | | |
| NAV as on 31-Oct-21 | 22.8132 | | |
| Modified Duration | 0.00 | | |

This fund option is available under SBI Life - Kalyan ULIP Plus (UIN:111L079V01) (withdrawn product) & SBI Life - Kalyan ULIP (UIN:111L052V01) (withdrawn product)

FUND PERFORMANCE*

| Returns | 1 Mth | 6 Mths | 1 yr | 2 yrs | 3 yrs | Since Inception |
|----------------------------|--------|--------|-------|-------|-------|-----------------|
| Group Short Term Plus Fund | 0.00% | 1.77% | 3.31% | 4.21% | 5.33% | 8.34% |
| Benchmark | -0.14% | 2.40% | 3.87% | 7.88% | 9.74% | 8.57% |

*i) Returns less than or equal to one year are absolute returns. Returns greater than a year are in terms of Compound Annual Growth Rate (CAGR) is expressed as a percentage rounded to the nearest 0.1%.

ii) Past performance of any of the funds is not indicative of their future performance.

Group Debt Plus Fund II (SFIN - ULGF011200913GRDBT+FND2111)
INVESTMENT OBJECTIVE

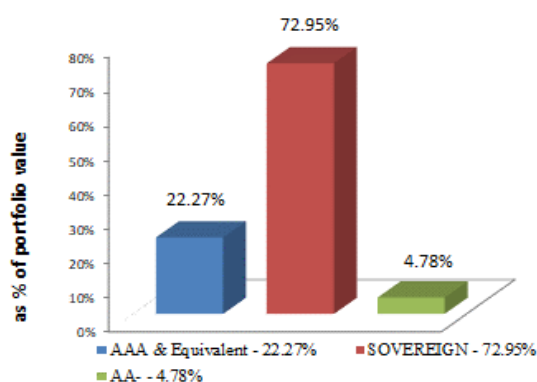
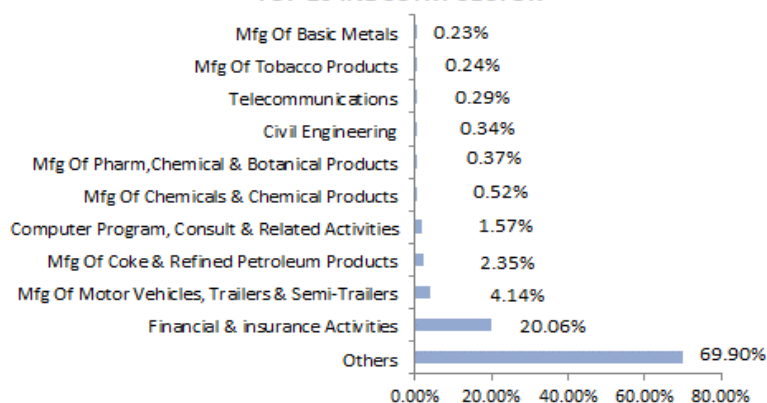
To provide an accumulation of income through substantial investment in the fixed income instrument.

| Assets Mix (In %) | Min | Max | Actual (%) | AUM (In Crs) |
|-------------------|-----|-----|---------------|---------------|
| Equity | 0 | 20 | 9.60 | 13.79 |
| Debt | 40 | 100 | 79.95 | 114.87 |
| Money Market | 0 | 40 | 10.45 | 15.02 |
| TOTAL | | | 100.00 | 143.68 |

Fund Description

| Raghavan / Divesh D | Raghavan / Devesh D | | |
|-------------------------------------|------------------------------|------|----------|
| No of funds managed by fund Manager | Equity | Debt | Balanced |
| | 18 | 10 | 18 |
| Launch Date | 31-Mar-14 | | |
| Risk Profile | Low to Medium | | |
| Benchmark | Nifty 50 (10%) CompBex (90%) | | |
| NAV as on 31-Oct-21 | 20.0590 | | |
| Modified Duration | 4.10 | | |

This fund option is available under SBI Life - Kalyan ULIP Plus (UIN:111L079V03) & SBI Life - Kalyan ULIP Plus (UIN:111L079V02) (withdrawn product)

DEBT RATING PROFILE

TOP 10 INDUSTRY SECTOR

GOVT. SECURITIES

| Security Name | % of total portfolio |
|--|----------------------|
| 7.17% GOI CG 08-01-2028 | 11.72% |
| 6.45% GOI CG 07-10-2029 | 9.81% |
| 8.94% GUJRAT SDL 24-09-2024 | 7.58% |
| 7.26% GOI CG 14-01-2029 | 7.57% |
| 8.24% GOI CG 15-02-2027 | 3.88% |
| 8.47% GUJRAT SDL 21-08-2028 | 3.44% |
| 6.79% GOI CG 15-05-2027 | 2.88% |
| 7.92% MADHYA PRADESH SDL 22-03-2024 UDAY | 1.55% |
| 7.72% GOI CG 25-05-2025 | 1.49% |
| 7.59% GOI CG 11-01-2026 | 1.49% |

CORPORATE DEBT

| Security Name | % of total portfolio |
|--|----------------------|
| 7.78% SUNDARAM FIN B & D 26-03-2031 U 15 | 4.96% |
| 8.70% REC LIMITED B & D 28-09-2028 GOI-IV | 4.85% |
| 9.77% TATA MOTORS B & D 12-09-2024 | 3.82% |
| 7.48% IRFC B & D 30-05-2027 120 | 2.94% |
| 8.54% REC LIMITED B & D 15-11-2028 V | 1.55% |
| 7.00% RIL B & D 31-08-2022 | 1.28% |
| 8.27% REC LIMITED B & D 06-02-2025 130 | 1.13% |
| 9.10% INDIA INFRADEBT LIMITED B & D 20-06-2022 I | 1.08% |
| 8.48% NTPC B & D 25-03-2025 | 0.00% |
| 8.00% BRITANNIA INDUSTRIES LTD B & D 28-08-2022 | 0.00% |

EQUITY

| Security Name | % of total portfolio |
|------------------------------------|----------------------|
| RELIANCE INDUSTRIES LTD. | 0.98% |
| HDFC BANK LTD. | 0.96% |
| ICICI BANK LTD. | 0.80% |
| INFOSYS LIMITED | 0.77% |
| HOUSING DEVELOPMENT FINANCE CORPN. | 0.55% |
| TATA CONSULTANCY SERVICES LTD. | 0.38% |
| LARSEN & TOUBRO LTD. | 0.34% |
| AXIS BANK LTD. | 0.29% |
| KOTAK MAHINDRA BANK LTD. | 0.28% |
| BAJAJ FINANCE LIMITED | 0.28% |

| Asset Category | Actual % | (₹ In crs) |
|--------------------------|----------|------------|
| Money Market Instruments | 10.45% | 15.02 |

FUND PERFORMANCE*

| Returns | 1 Mth | 6 Mths | 1 yr | 2 yrs | 3 yrs | Since Inception |
|-------------------------|--------|--------|-------|-------|--------|-----------------|
| Group Debt Plus Fund II | 0.00% | 4.39% | 7.87% | 9.07% | 10.71% | 9.60% |
| Benchmark | -0.09% | 4.13% | 8.00% | 9.50% | 10.89% | 9.67% |

*i) Returns less than or equal to one year are absolute returns. Returns greater than a year are in terms of Compound Annual Growth Rate (CAGR) is expressed as a percentage rounded to the nearest 0.1%.
 ii) Past performance of any of the funds is not indicative of their future performance.

Group Balanced Plus Fund II (SFIN - ULGF010200913GRBAL+FND2111)**INVESTMENT OBJECTIVE**

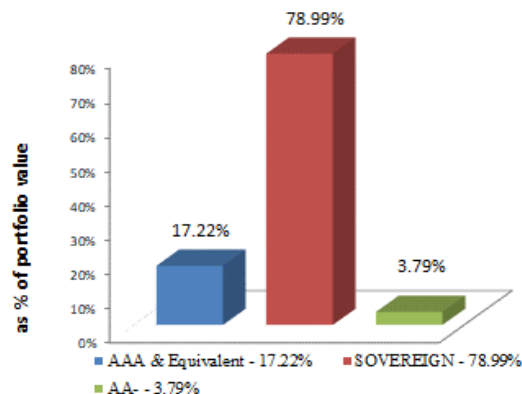
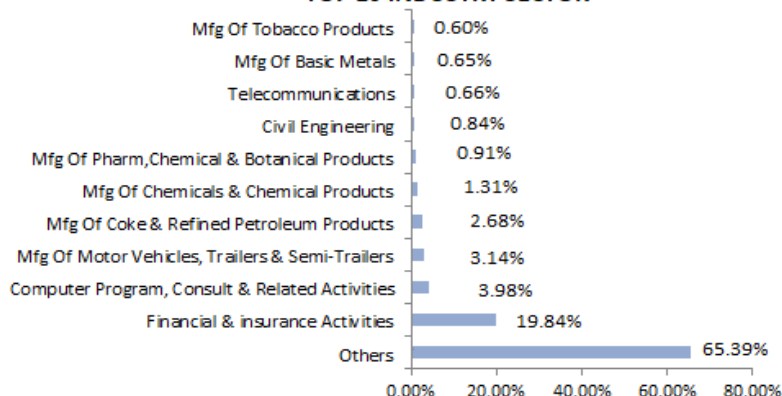
To provide a balance between long term capital appreciation and current income through a blend of investment in equity/ equity related instruments and fixed income instruments.

| Assets Mix (In %) | Min | Max | Actual (%) | AUM (In Crs) |
|-------------------|-----|-----|---------------|---------------|
| Equity | 20 | 35 | 24.03 | 25.28 |
| Debt | 40 | 80 | 63.31 | 66.59 |
| Money Market | 0 | 40 | 12.66 | 13.32 |
| TOTAL | | | 100.00 | 105.19 |

Fund Description

| | | | |
|-------------------------------------|------------------------------|------|----------|
| Fund Manager Name | Raghavan / Devesh D | | |
| No of funds managed by fund Manager | Equity | Debt | Balanced |
| | 18 | 10 | 18 |
| Launch Date | 14-Oct-14 | | |
| Risk Profile | Medium to High | | |
| Benchmark | Nifty 50 (25%) CompBex (75%) | | |
| NAV as on 31-Oct-21 | 19.8692 | | |
| Modified Duration | 3.61 | | |

This fund option is available under SBI Life - Kalyan ULIP Plus (UIN:111L079V03) & SBI Life - Kalyan ULIP Plus (UIN:111L079V02) (withdrawn product)

DEBT RATING PROFILE**TOP 10 INDUSTRY SECTOR****GOVT. SECURITIES**

| Security Name | % of total portfolio |
|--|----------------------|
| 7.17% GOI CG 08-01-2028 | 7.95% |
| 6.45% GOI CG 07-10-2029 | 6.70% |
| 7.59% GOI CG 11-01-2026 | 6.09% |
| 7.26% GOI CG 14-01-2029 | 5.76% |
| 8.94% GUJRAT SDL 24-09-2024 | 5.21% |
| 8.47% GUJRAT SDL 21-08-2028 | 3.66% |
| 6.79% GOI CG 15-05-2027 | 3.44% |
| 8.40% GOI CG 28-07-2024 | 3.35% |
| 7.92% MADHYA PRADESH SDL 22-09-2024 UDAY | 2.01% |
| 8.24% GOI CG 15-01-2027 | 1.57% |

CORPORATE DEBT

| Security Name | % of total portfolio |
|---|----------------------|
| 7.78% SUNDARAM FIN B & D 26-03-2031 U 15 | 3.39% |
| 8.70% REC LIMITED B & D 28-09-2028 GOI-IV | 2.99% |
| 9.77% TATA MOTORS B & D 12-09-2024 | 2.40% |
| 8.95% PFC B & D 30-03-2025 64.III | 2.32% |
| 8.54% REC LIMITED B & D 15-11-2028 V | 1.17% |
| 8.27% REC LIMITED B & D 06-02-2025 130 | 1.03% |
| 8.49% INTPC B & D 25-03-2025 | 0.00% |
| 8.00% BRITANNIA INDUSTRIES LTD B & D 28-08-2022 | 0.00% |
| 5.50% BRITANNIA INDUSTRIES LTD B & D 03-06-2024 | 0.00% |

EQUITY

| Security Name | % of total portfolio |
|------------------------------------|----------------------|
| RELIANCE INDUSTRIES LTD. | 2.47% |
| HDFC BANK LTD. | 2.41% |
| ICICI BANK LTD. | 2.00% |
| INFOSYS LIMITED | 1.93% |
| HOUSING DEVELOPMENT FINANCE CORPN. | 1.36% |
| TATA CONSULTANCY SERVICES LTD. | 0.95% |
| LARSEN & TOUBRO LTD. | 0.84% |
| KOTAK MAHINDRA BANK LTD. | 0.77% |
| AXIS BANK LTD. | 0.72% |
| HINDUSTAN UNILEVER LTD. | 0.68% |

| Asset Category | Actual % | (₹ In crs) |
|--------------------------|----------|------------|
| Money Market Instruments | 12.66% | 13.32 |

FUND PERFORMANCE*

| Returns | 1 Mth | 6 Mths | 1 yr | 2 yrs | 3 yrs | Since Inception |
|-----------------------------|--------|--------|--------|--------|--------|-----------------|
| Group Balanced Plus Fund II | 0.18% | 7.16% | 13.79% | 11.43% | 12.47% | 10.22% |
| Benchmark | -0.01% | 6.77% | 14.46% | 11.85% | 12.56% | 9.90% |

*i) Returns less than or equal to one year are absolute returns. Returns greater than a year are in terms of Compound Annual Growth Rate (CAGR) is expressed as a percentage rounded to the nearest 0.1%.
ii) Past performance of any of the funds is not indicative of their future performance.

Group Growth Plus Fund II (SFIN - ULGF009200913GRGRT+FND2111)
INVESTMENT OBJECTIVE

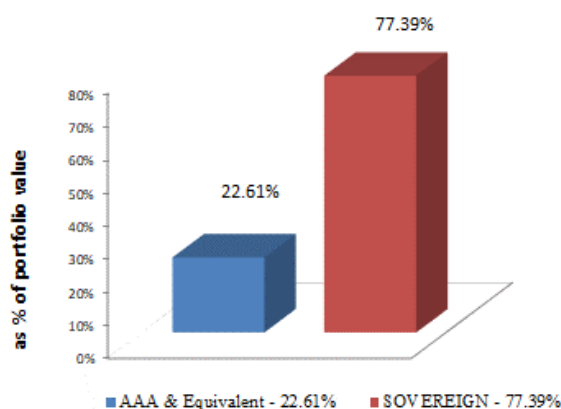
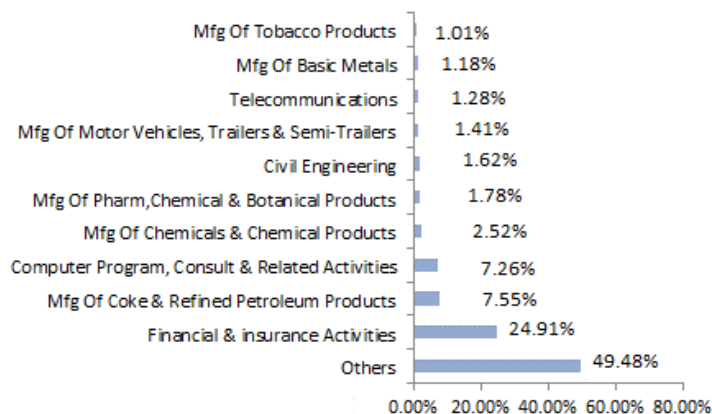
To provide long term capital appreciation through investment primarily in equity & equity related instrument.

| Assets Mix (In %) | Min | Max | Actual (%) | AUM (In Crs) |
|-------------------|-----|-----|---------------|--------------|
| Equity | 35 | 60 | 45.25 | 1.85 |
| Debt | 25 | 65 | 47.36 | 1.93 |
| Money Market | 0 | 40 | 7.39 | 0.30 |
| TOTAL | | | 100.00 | 4.08 |

Fund Description

| | | | |
|-------------------------------------|------------------------------|------|----------|
| Fund Manager Name | Raghavan / Devesh D | | |
| No of funds managed by fund Manager | Equity | Debt | Balanced |
| | 18 | 10 | 18 |
| Launch Date | 04-Mar-15 | | |
| Risk Profile | High | | |
| Benchmark | Nifty 50 (45%) CompBex (55%) | | |
| NAV as on 31-Oct-21 | 19.4063 | | |
| Modified Duration | 4.44 | | |

This fund option is available under SBI Life - Kalyan ULIP Plus (UIN:111L079V03) & SBI Life - Kalyan ULIP Plus (UIN:111L079V02) (withdrawn product)

DEBT RATING PROFILE

TOP 10 INDUSTRY SECTOR

GOVT. SECURITIES

| Security Name | % of total portfolio |
|-------------------------|----------------------|
| 7.26% GOI CG 14-01-2029 | 15.49% |
| 6.64% GOI CG 16-06-2035 | 7.21% |
| 6.79% GOI CG 15-05-2027 | 3.80% |
| 7.72% GOI CG 25-05-2025 | 2.62% |
| 5.79% GOI CG 11-05-2030 | 1.36% |
| 8.40% GOI CG 28-07-2024 | 2.01% |
| 8.24% GOI CG 15-02-2027 | 1.89% |
| 7.17% GOI CG 08-01-2028 | 1.28% |

EQUITY

| Security Name | % of total portfolio |
|------------------------------------|----------------------|
| RELIANCE INDUSTRIES LTD. | 4.60% |
| HDFC BANK LTD. | 4.42% |
| ICICI BANK LTD. | 3.66% |
| INFOSYS LIMITED | 3.62% |
| HOUSING DEVELOPMENT FINANCE CORPN. | 2.58% |
| TATA CONSULTANCY SERVICES LTD. | 1.63% |
| LARSEN & TOUBRO LTD. | 1.62% |
| KOTAK MAHINDRA BANK LTD. | 1.49% |
| AXIS BANK LTD. | 1.45% |
| HINDUSTAN UNILEVER LTD. | 1.31% |

CORPORATE DEBT

| Security Name | % of total portfolio |
|---|----------------------|
| 8.70% REC LIMITED B & D 28-09-2028 GOI-IV | 2.75% |
| 8.54% REC LIMITED B & D 15-11-2028 V | 2.73% |
| 8.95% PFC B & D 30-03-2025 6A.III | 2.71% |
| 7.00% RIL B & D 31-08-2022 | 2.51% |
| 8.00% BRITANNIA INDUSTRIES LTD B & D 28-08-2022 | 0.00% |
| 5.50% BRITANNIA INDUSTRIES LTD B & D 03-06-2024 | 0.00% |

| Asset Category | Actual % | (₹ In crs) |
|--------------------------|----------|------------|
| Money Market Instruments | 7.39% | 0.30 |

FUND PERFORMANCE*

| Returns | 1 Mth | 6 Mths | 1 yr | 2 yrs | 3 yrs | Since Inception |
|---------------------------|-------|--------|--------|--------|--------|-----------------|
| Group Growth Plus Fund II | 0.33% | 10.85% | 23.77% | 15.81% | 15.77% | 10.45% |
| Benchmark | 0.08% | 10.37% | 23.57% | 14.84% | 14.63% | 9.80% |

- *i) Returns less than or equal to one year are absolute returns. Returns greater than a year are in terms of Compound Annual Growth Rate (CAGR) is expressed as a percentage rounded to the nearest 0.1%.
 ii) Past performance of any of the funds is not indicative of their future performance.

Group Short Term Plus Fund II (SFIN - ULGF013200913GRSHT+FND2111)
INVESTMENT OBJECTIVE

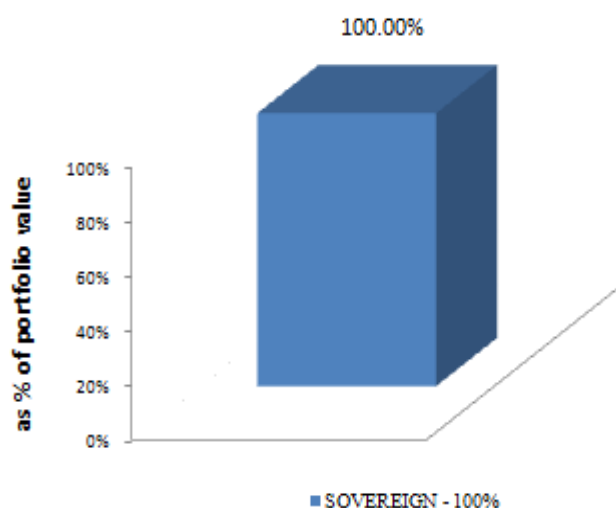
To provide suitable returns through low risk investment with no exposure in the equity market.

| Assets Mix (In %) | Min | Max | Actual | AUM (In Crs) |
|-------------------|-----|-----|---------------|--------------|
| Debt | 25 | 100 | 61.68 | 0.90 |
| Money Market | 0 | 75 | 38.32 | 0.56 |
| TOTAL | | | 100.00 | 1.46 |

Fund Description

| | | | |
|-------------------------------------|----------------|------|----------|
| Fund Manager Name | Raghavan | | |
| No of funds managed by fund Manager | Equity | Debt | Balanced |
| | 13 | 10 | 10 |
| Launch Date | 31-Mar-15 | | |
| Risk Profile | Low | | |
| Benchmark | Crisil CompBex | | |
| NAV as on 31-Oct-21 | 16.4660 | | |
| Modified Duration | 1.18 | | |

This fund option is available under SBI Life - Kalyan ULIP Plus (UIN:111L079V03) & SBI Life - Kalyan ULIP Plus (UIN:111L079V02) (withdrawn product)

DEBT RATING PROFILE

GOVT. SECURITIES

| Security Name | % of total portfolio |
|-------------------------|----------------------|
| 7.68% GOI CG 15-12-2023 | 61.68% |

| Asset Category | Actual % | (₹ In crs) |
|--------------------------|----------|------------|
| Money Market Instruments | 38.32% | 0.56 |

FUND PERFORMANCE*

| Returns | 1 Mth | 6 Mths | 1 yr | 2 yrs | 3 yrs | Since Inception |
|-------------------------------|--------|--------|-------|-------|-------|-----------------|
| Group Short Term Plus Fund II | -0.02% | 1.70% | 3.23% | 5.59% | 7.20% | 7.86% |
| Benchmark | -0.14% | 2.40% | 3.87% | 7.88% | 9.74% | 8.28% |

- *i) Returns less than or equal to one year are absolute returns. Returns greater than a year are in terms of Compound Annual Growth Rate (CAGR) is expressed as a percentage rounded to the nearest 0.1%.
 ii) Past performance of any of the funds is not indicative of their future performance.

Group Money Market Plus Fund (SFIN - ULGF008030613GRPMNMTFND111)
INVESTMENT OBJECTIVE

The objective of this fund is to park the funds in liquid and safe instruments so as to avoid market risk on a long term basis.

| Assets Mix (In %) | Min | Max | Actual | AUM (In Crs) |
|-------------------|-----|-----|---------------|--------------|
| Money Market | 0 | 100 | 100.00 | 2.19 |
| TOTAL | | | 100.00 | 2.19 |

| Fund Description | | | |
|-------------------------------------|---------------------|------|----------|
| Fund Manager Name | Raghavan | | |
| No of funds managed by fund Manager | Equity | Debt | Balanced |
| | 13 | 10 | 10 |
| Launch Date | 18-Sep-17 | | |
| Risk Profile | Low | | |
| Benchmark | CRISIL T-Bill Index | | |
| NAV as on 31-Oct-21 | 12.0647 | | |
| Modified Duration | 0.15 | | |

This fund option is available under SBI Life - Kalyan ULIP Plus (UIN:111L079V03) & SBI Life - Kalyan ULIP Plus (UIN:111L079V02) (withdrawn product)

| Asset Category | Actual % | (₹ In crs) |
|--------------------------|----------|------------|
| Money Market Instruments | 100.00% | 2.19 |

FUND PERFORMANCE*

| Returns | 1 Mth | 6 Mths | 1 yr | 2 yrs | 3 yrs | Since Inception |
|------------------------------|-------|--------|-------|-------|-------|-----------------|
| Group Money Market Plus Fund | 0.21% | 1.32% | 2.66% | 3.33% | 4.26% | 4.66% |
| Benchmark | 0.22% | 1.75% | 3.50% | 4.39% | 5.37% | 5.67% |

*i) Returns less than or equal to one year are absolute returns. Returns greater than a year are in terms of Compound Annual Growth Rate (CAGR) is expressed as a percentage rounded to the nearest 0.1%.

ii) Past performance of any of the funds is not indicative of their future performance.

Group STO Plus Fund II (SFIN - ULGF012200913GRSTOPLUS2111)
INVESTMENT OBJECTIVE

The objective of this fund is to park the funds in liquid and safe instruments for a temporary period so as to minimize risk linked to market volatility at the time of investment & then systematically transferred to Group Growth Plus Fund.

| Assets Mix (In %) | Min | Max | Actual | AUM (In Crs) |
|-------------------|-----|-----|---------------|--------------|
| Money Market | 100 | 100 | 100.00 | 0.00 |
| TOTAL | | | 100.00 | 0.00 |

Fund Description

| | | | |
|-------------------------------------|---------------------|------|----------|
| Fund Manager Name | Raghavan | | |
| No of funds managed by fund Manager | Equity | Debt | Balanced |
| | 13 | 10 | 10 |
| Launch Date | 05-Sep-18 | | |
| Risk Profile | Low | | |
| Benchmark | CRISIL T-Bill Index | | |
| NAV as on 31-Oct-21 | 10.1404 | | |
| Modified Duration | NA | | |

This fund option is available under SBI Life - Kalyan ULIP Plus (UIN:111L079V03) & SBI Life - Kalyan ULIP Plus (UIN:111L079V02) (withdrawn product)

FUND PERFORMANCE*

| Returns | 1 Mth | 6 Mths | 1 yr | 2 yrs | 3 yrs | Since Inception |
|------------------------|-------|--------|------|-------|-------|-----------------|
| Group STO Plus Fund II | NA | NA | NA | NA | NA | NA |
| Benchmark | NA | NA | NA | NA | NA | NA |

- *i) Returns less than or equal to one year are absolute returns. Returns greater than a year are in terms of Compound Annual Growth Rate (CAGR) is expressed as a percentage rounded to the nearest 0.1%.
 ii) Past performance of any of the funds is not indicative of their future performance.

SBI Life - Group Retirement Fund – Traditional



INVESTMENT OBJECTIVE:

The investment objective of the Group Retirement Fund is capital protection and to provide optimal return to the policyholders on a consistent basis within a reasonable risk framework.

Date of Portfolio: As on Oct 31, 2021

Launch Date: September 2003

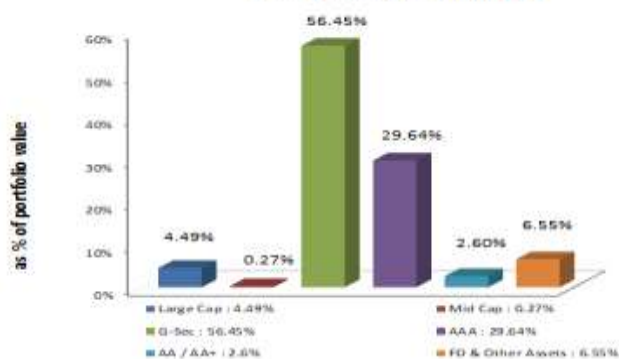
FUND DETAILS

| Group Retirement Fund | Yield (p.a.) | |
|-----------------------|--------------|--------|
| | Min | Max |
| Financial Year | | |
| FY 2020-21 | 7.15% | 7.50% |
| FY 2019-20 | 7.50% | 7.85% |
| FY 2018-19 | 7.85% | 8.20% |
| FY 2017-18 | 8.25% | 8.60% |
| FY 2016-17 | 8.10% | 8.60% |
| FY 2015-16 | 8.75% | 9.10% |
| FY 2014-15 | 9.00% | 9.50% |
| FY 2013-14 | 9.00% | 9.50% |
| FY 2012-13 | 9.00% | 9.50% |
| FY 2011-12 | 8.75% | 9.60% |
| FY 2010-11 | 9.00% | 9.60% |
| FY 2009-10 | 9.00% | 9.60% |
| FY 2008-09 | 8.15% | 9.25% |
| FY 2007-08 | 10.00% | 11.00% |
| FY 2006-07 | 9.50% | 10.20% |
| FY 2005-06 | 10.80% | 11.80% |
| FY 2004-05 | 10.17% | 11.17% |
| FY 2003-04 | 11.50% | 12.50% |

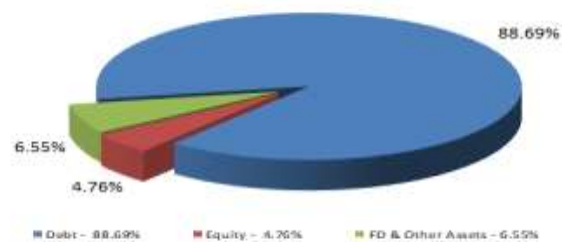
Group Retirement Fund

Modified Duration: 4.34

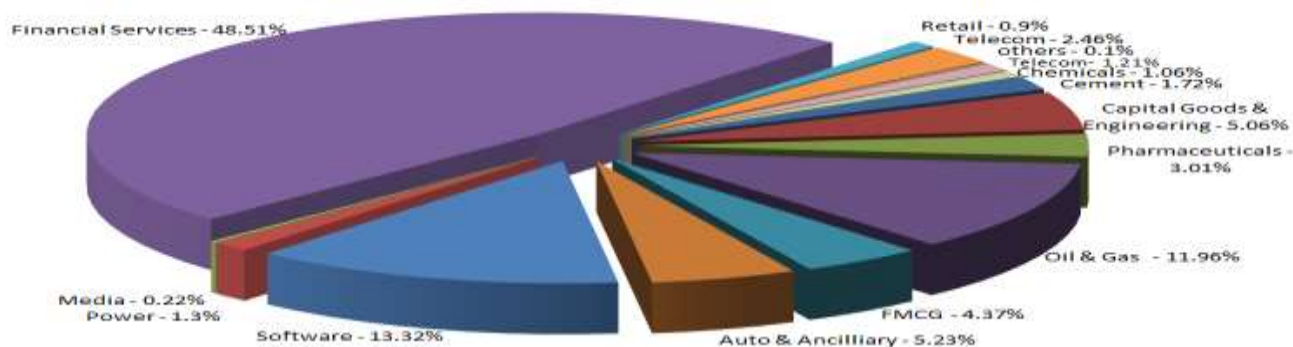
ASSET ALLOCATION



ASSET ALLOCATION



SECTORAL ALLOCATION OF EQUITY AS A % OF EQUITY PORTFOLIO



Past performance of the fund is not indicative of its future performance.

SBI Life – CapAssure Gold Fund – Traditional

SAIN : 111N091V01001



INVESTMENT OBJECTIVE:

The investment objective of the CapAssure Gold Fund is capital protection and to provide optimal return to the policyholders on a consistent basis within a reasonable risk framework.

Date of Portfolio: As on Oct 31, 2021

Launch Date: October 2013

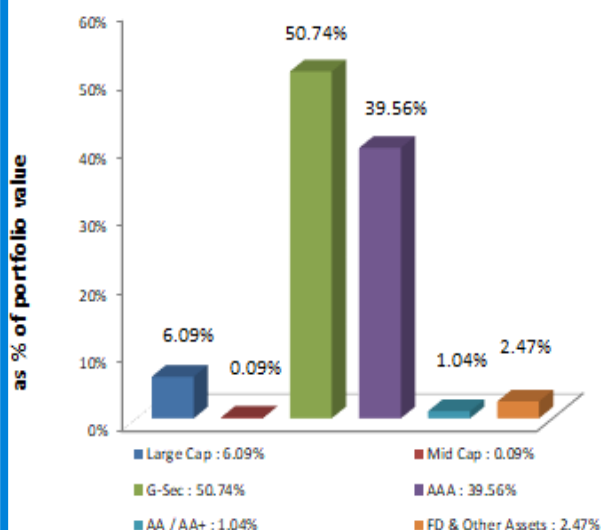
CapAssure Gold Fund

Modified Duration: 3.82

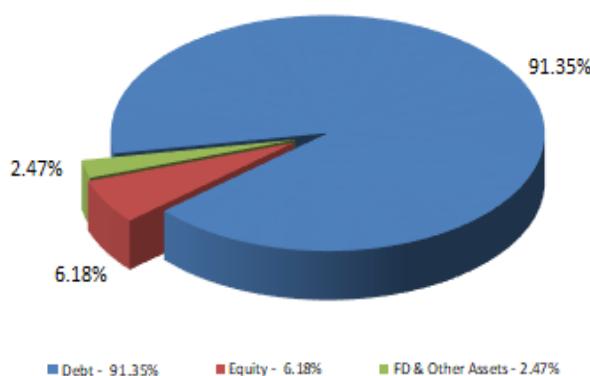
AUM as on October 31, 2021: ₹ 4,154.51 crores

This fund option is available under SBI Life CapAssure Gold (UIN:111N091V01) (withdrawn product)

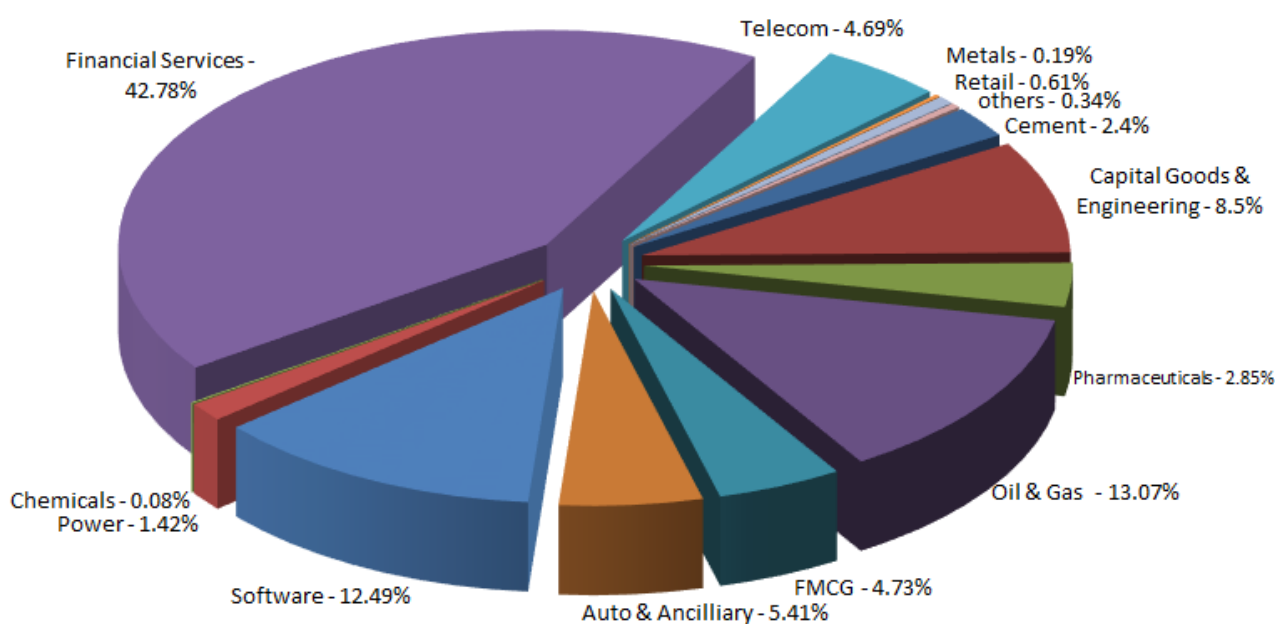
ASSET ALLOCATION



ASSET ALLOCATION



SECTORAL ALLOCATION OF EQUITY AS A % OF EQUITY PORTFOLIO



Past performance of the fund is not indicative of its future performance.

SBI Life – CapAssure Gold Fund II – Traditional

SAIN : 111N091V02004



INVESTMENT OBJECTIVE:

The investment objective of the CapAssure Gold Fund II is capital protection and to provide optimal return to the policyholders on a consistent basis within a reasonable risk framework.

Date of Portfolio: As on Oct 31, 2021

Launch Date: April 2017

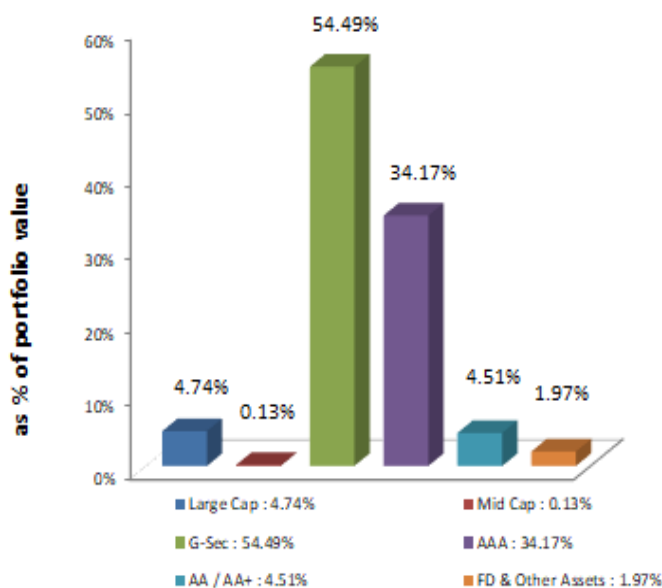
AUM as on October 31, 2021: ₹ 2,834.23 crores

CapAssure Gold Fund II

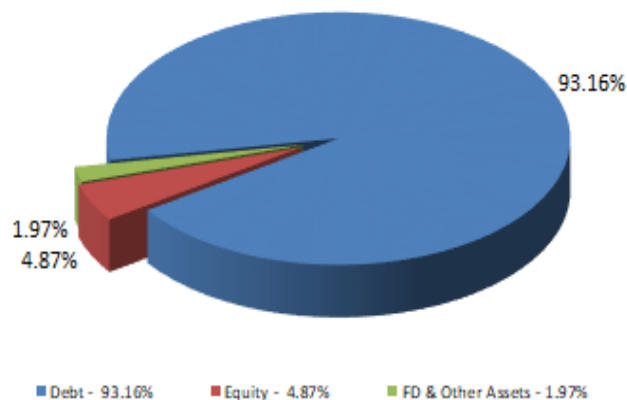
Modified Duration: 4.17

This fund option is available under SBI Life - CapAssure Gold (UIN:111N091V02) (withdrawn product)

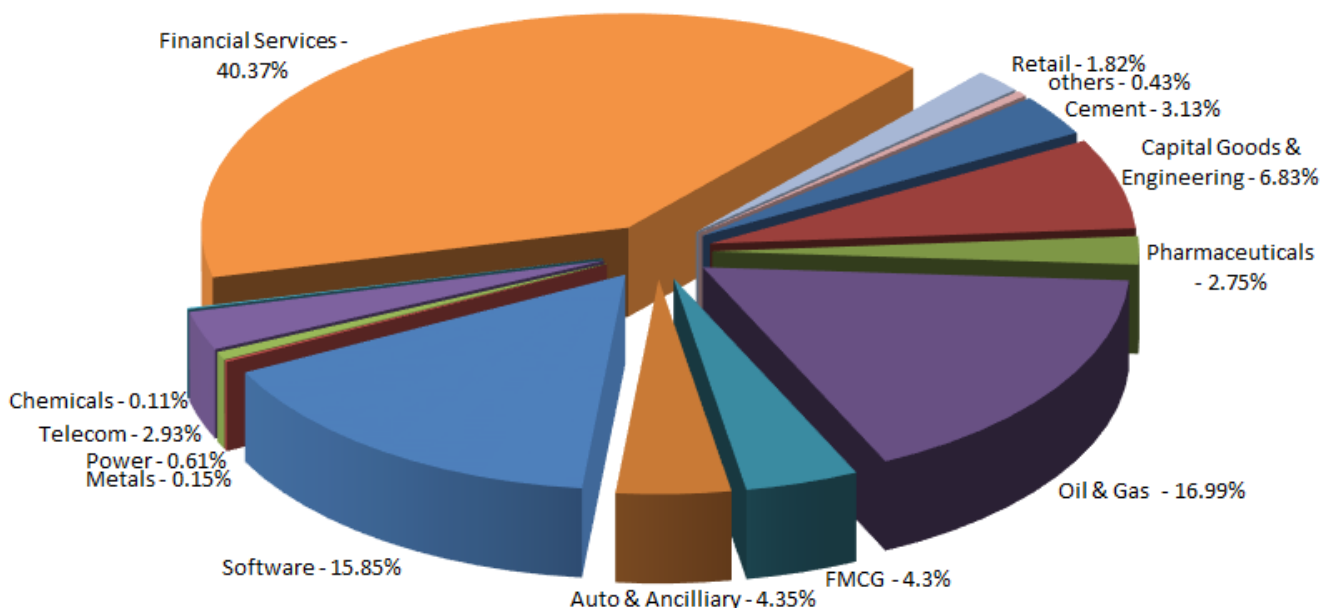
ASSET ALLOCATION



ASSET ALLOCATION



SECTORAL ALLOCATION OF EQUITY AS A % OF EQUITY PORTFOLIO



Risk Factors:

- 1) **IN UNIT LINKED POLICIES, THE INVESTMENT RISK IN INVESTMENT PORTFOLIO IS BORNE BY THE POLICYHOLDER.**
- 2) Unit Linked Life Insurance products are different from the traditional products and are subject to market risks
- 3) Premium paid in unit linked policies are subject to investment risks associated with capital markets and NAVs of the units may go up or down based on the performance of fund and factors influencing the capital market and the insured is responsible for his/her decisions.
- 4) SBI Life Insurance Co. Ltd. is only the name of the insurance company and the various products offered are only the names of the unit linked life insurance contract and does not in any way indicate the quality of the contract, its future prospects or returns.
- 5) The various funds offered under SBI Life Unit Linked products are only the names of funds and do not in any way indicate the quality of these funds, their future prospects and returns.
- 6) Please know the associated risk and applicable charges from your Insurance Advisor or the intermediary or the policy document issued by the insurance company
- 7) Funds under Group Linked Insurance products can be surrendered anytime subject to deduction of applicable surrender charges. Please refer to the terms and conditions of your product for further details.
- 8) "With effect from 1st November 2013, the composition of 'Debt and Money Market Instruments' has been further split in to two separate Asset class 'Debt Instruments' and 'Money Market Instruments' respectively".
- 9) All benefits payable under this policy are subject to tax laws and other fiscal enactments in-effect from time to time, please consult your tax advisor for details.
- 10) In case of Retirement Product*, benefits by way of surrender, complete withdrawal or maturity/vesting will be available in the form of annuities except to the extent of commutation of such benefits as allowed under the prevailing Income Tax rules.

*For Retirement products purchase with effect from January 01, 2014

BEWARE OF SPURIOUS PHONE CALLS AND FICTIOUS / FRAUDULENT OFFERS

IRDAI is not involved in activities like selling insurance policies, announcing bonus or investment of premiums. Public receiving such phone calls are requested to lodge a police complaint.

Trade logo displayed above belongs to State Bank of India and is used by SBI Life under license.

To know more about us

Visit us at www.sbilife.co.in or Call Toll Free No. 1800 267 9090 (9.00 a.m. to 9 p.m.)

SBI Life Insurance Co. Ltd.

Corporate Office and Registered Office: "Natraj", M.V Road & Western Express Highway Junction, Andheri (E),
Mumbai-400069

CIN: L99999MH2000PLC129113

Email: info@sbilife.co.in

IRDAI Regn. No. 111

For more details on Risk Factors, Terms & Conditions, please read the sales brochure carefully before concluding a sale