

EMPLOYEE RETIREMENT SOLUTIONS FROM SBI LIFE INSURANCE CO. LTD.  
IN UNIT LINKED POLICIES, THE INVESTMENT RISK IN INVESTMENT PORTFOLIO IS BORNE BY THE POLICYHOLDER

### GROUP RETIREMENT SOLUTIONS

SBI Life Group Retirement Solutions offer an integrated basket of employee benefit plans catering to both statutory as well as voluntary needs of the employers. The two funds we currently offer in our Group Retirement Portfolio are:

#### 1) Traditional Fund

This fund is available in the following products: SBI Life-CapAssure Gratuity, SBI Life-CapAssure Superannuation, SBI Life-CapAssure Leave Encashment, SBI Life-CapAssure and an umbrella offering under the brand name of SBI Life-CapAssure Gold. SBI Life-CapAssure Gold helps fund management for Defined Benefit Scheme, Defined Contribution Scheme or any combination of the two. The investment objective of this Fund is capital protection and to provide optimal returns to the policyholders on a consistent basis within a reasonable risk framework.

#### 2) Unit Linked Fund

This fund is available under the Product SBI Life - Kalyan ULIP Plus. SBI Life - Kalyan ULIP Plus is a one-stop solution to cater to the fund management needs of any Corporate in the form of Defined Benefit Scheme, Defined Contribution Scheme or 'combination of the two'.

The Group Debt Plus Fund, Group Growth Plus Fund, Group Balanced Plus Fund, Group Short-Term Plus fund, Guarantee Plus fund under SBI Life - Kalyan ULIP, SBI Life - Kalyan ULIP Plus & Group Debt Plus fund II, Group Balanced plus Fund II, Group Growth plus fund II, Group Short term plus fund II, Group Money Market Plus Fund & Group STO Plus Fund II under SBI Life - Kalyan ULIP Plus cater to different risk appetites, while aiming to generate the best in class returns.

#### Group Retirement Investment Strategy

The investment strategy is to invest primarily in Fixed Income Securities such as Government Securities, corporate debt and short term instruments and a portion of the corpus in equities with higher equity exposure for the Unit Linked product.

Investments are made in top quality corporate debt and prime importance is given to duration management with a view on interest rates. Active management policy is followed for both debt and equity market. The Investment strategy for equity shares is based on the principles that lay emphasis on the concept of sound fundamentals, sustained economic earnings and return on investments. Investment in companies will be with an objective to participate in their business model. The endeavor will be to focus on identification of growth oriented business models, competitive edge, industry structure, earnings margin and quality of management.

**IN UNIT LINKED POLICIES, THE INVESTMENT RISK IN INVESTMENT PORTFOLIO IS BORNE BY THE POLICYHOLDER**

\* Funds under Group Linked Insurance products can be surrendered anytime subject to deduction of applicable surrender charges. Please refer to the terms and conditions of your product for further details.

## Group Fund Performance - Snapshot

Funds	Inception Date	AUM as on Jun 30, 2022 (₹ in Cr)	Bench marks (BM)	Returns in % (Greater than 1 yr: CAGR Returns) **											
				1 yr		2 yrs		3 yrs		4 yrs		5 yrs		Since Inception	
				Fund	BM	Fund	BM	Fund	BM	Fund	BM	Fund	BM	Fund	BM
Group Balanced Plus Fund	16-Jul-09	105.16	Nifty 50 (25%) CompBe x (75%)	1.14	1.13	7.50	8.09	7.74	7.73	8.56	8.63	7.78	7.72	10.13	8.55
Group Balanced Plus Fund II	31-Mar-14	103.06		1.19	1.13	7.30	8.09	7.55	7.73	8.47	8.63	7.72	7.72	8.81	8.56
Group Debt Plus Fund	16-Jul-09	3.19	Nifty 50 (10%) CompBe x (90%)	1.26	1.08	4.94	4.99	6.77	6.87	8.07	8.02	6.95	6.88	8.95	7.91
Group Debt Plus Fund II	31-Mar-14	134.75		1.24	1.08	4.55	4.99	6.61	6.87	7.98	8.02	6.86	6.88	8.55	8.63
Group Growth Plus Fund	25-Sept-09	1.77	Nifty 50 (45%) CompBe x (55%)	0.44	1.09	12.66	12.24	9.71	8.69	9.95	9.30	9.46	8.71	11.34	8.84
Group Growth Plus Fund II	31-Mar-14	5.05		1.29	1.09	12.63	12.24	9.63	8.69	9.92	9.30	9.25	8.71	8.66	8.10
Group Short Term Plus Fund	18-Jul-11	0.00	CRISIL CompBe x	1.42	1.01	2.47	2.94	3.50	6.23	4.50	7.55	5.00	6.28	7.81	7.95
Group Short Term Plus Fund II	31-Mar-14	1.34		2.37	1.01	2.91	2.94	5.07	6.23	6.35	7.55	5.56	6.28	7.27	7.37
Group Money Market Plus Fund	31-Mar-14	2.24	CRISIL T-Bill Index	2.90	3.52	2.84	3.51	3.52	4.50	4.22	5.20	NA	NA	4.43	5.37
Group STO Plus Fund II	31-Mar-14	0.00		NA	NA	NA	NA	NA	NA	NA	NA	NA	NA	NA	NA

\*\* Past performance of any of the funds above is not indicative of their future performance

**Group Debt Plus Fund (SFIN - ULGF003160709GRPDBT+FND111)**

**INVESTMENT OBJECTIVE**

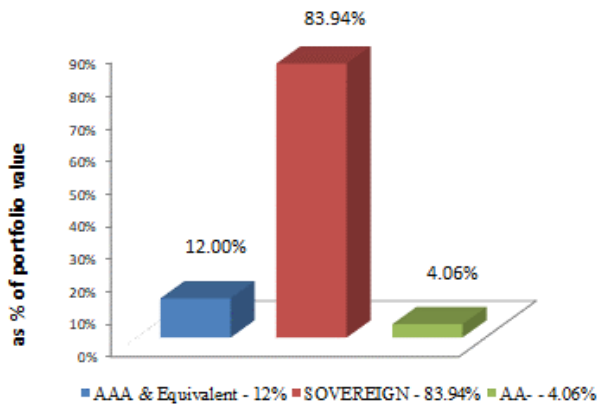
To provide an accumulation of income through substantial investment in the fixed income instrument.

Assets Mix (In %)	Min	Max	Actual (%)	AUM (In Crs)
<b>Equity</b>	0	20	9.65	0.31
<b>Debt</b>	40	100	81.06	2.58
<b>Money Market</b>	0	40	9.29	0.30
<b>TOTAL</b>			<b>100.00</b>	<b>3.19</b>

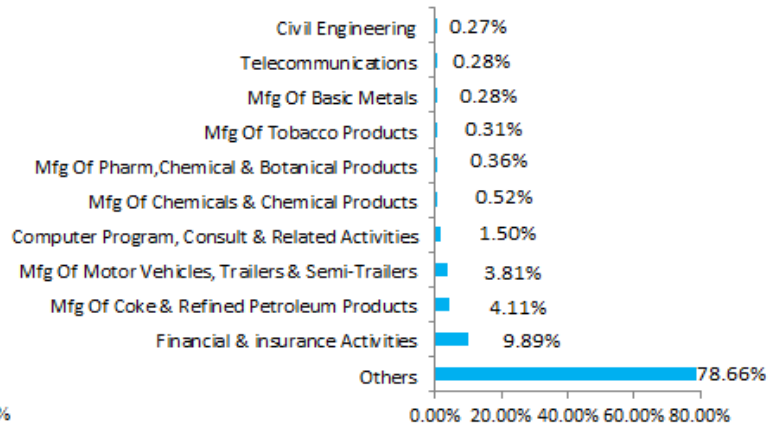
Fund Description			
Fund Manager Name	Raghavan / Devesh D		
No of funds managed by fund Manager	Equity	Debt	Balanced
	16	7	16
Launch Date	16-Jul-09		
Risk Profile	Low		
Benchmark	Nifty 50 (10%) CompBex (90%)		
NAV as on 30-Jun-22	30.3929		
Modified Duration	3.00		

This fund option is available under SBI Life - Kalyan ULIP Plus (UIN:111L079V01) (withdrawn product) & SBI Life - Kalyan ULIP (UIN:111L052V01) (withdrawn product)

**DEBT RATING PROFILE**



**TOP 10 INDUSTRY SECTOR**



**GOVT. SECURITIES**

Security Name	% of total portfolio
7.72% GOI CG 25-05-2025	23.98%
8.24% GOI CG 15-02-2027	10.44%
7.92% MADHYA PRADESH SDL 22-03-2024 UDAY	9.52%
7.26% GOI CG 14-01-2029	5.62%
7.40% GOI CG 09-09-2035	4.65%
6.64% GOI CG 16-06-2035	4.35%
7.68% GOI CG 15-12-2023	3.19%
7.17% GOI CG 08-01-2028	3.12%
8.94% GUJRAT SDL 24-09-2024	1.62%
6.79% GOI CG 15-05-2027	1.54%

**CORPORATE DEBT**

Security Name	% of total portfolio
8.54% REC LIMITED B & D 15-11-2028 V	3.30%
9.77% TATA MOTORS B & D 12-09-2024	3.29%
8.95% PFC B & D 30-03-2025 64.III	3.26%
7.00% RIL B & D 31-08-2022	3.15%
8.49% NTPC B & D 25-03-2025	0.01%
8.00% BRITANNIA INDUSTRIES LTD B & D 28-08-2022	0.00%
5.50% BRITANNIA INDUSTRIES LTD B & D 03-06-2024	0.00%

**EQUITY**

Security Name	% of total portfolio
RELIANCE INDUSTRIES LTD.	0.94%
HDFC BANK LTD.	0.92%
INFOSYS LIMITED	0.75%
ICICI BANK LIMITED	0.74%
HOUSING DEVELOPMENT FINANCE CORPORATION	0.35%
KOTAK MAHINDRA BANK LTD.	0.33%
ITC LTD.	0.31%
TATA CONSULTANCY SERVICES LTD.	0.31%
BHARTI AIRTEL LTD.	0.28%
LARSEN & TOUBRO LTD.	0.27%

Asset Category	Actual %	(₹ In crs)
Money Market Instruments	9.29%	0.30

**FUND PERFORMANCE\***

Returns	1 Mth	6 Mths	1 yr	2 yrs	3 yrs	Since Inception
<b>Group Debt Plus Fund</b>	-0.15%	-1.93%	1.26%	4.94%	6.77%	8.95%
<b>Benchmark</b>	-0.19%	-2.20%	1.08%	4.99%	6.87%	7.91%

\*i) Returns less than or equal to one year are absolute returns. Returns greater than a year are in terms of Compound Annual Growth Rate (CAGR) is expressed as a percentage rounded to the nearest 0.1%.  
ii) Past performance of any of the funds is not indicative of their future performance.

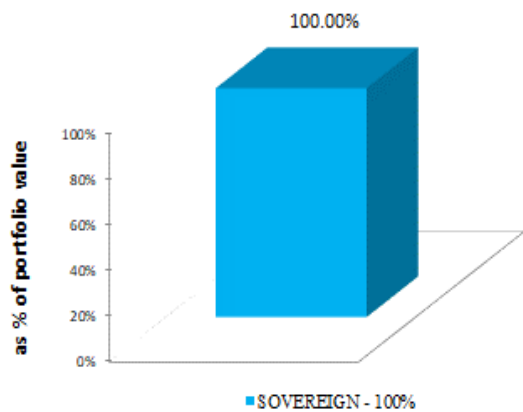
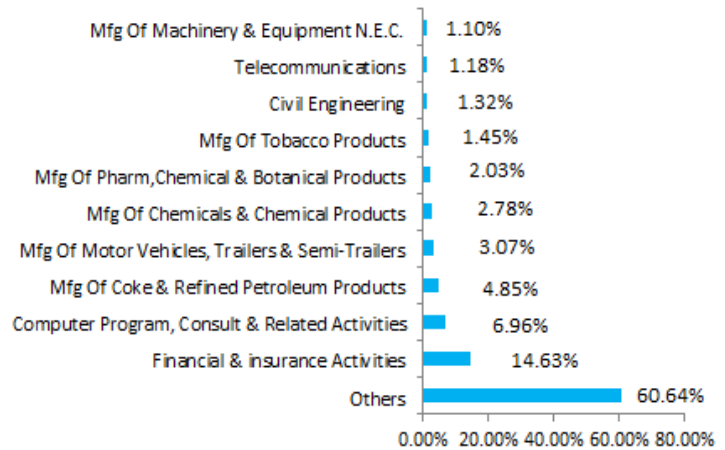
**Group Growth Plus Fund (SFIN - ULGF005250909GRPGRT+FND111)**
**INVESTMENT OBJECTIVE**

To provide long term capital appreciation through investment primarily in equity & equity related instrument.

Assets Mix (In %)	Min	Max	Actual (%)	AUM (In Crs)
Equity	35	60	45.70	0.81
Debt	25	65	47.44	0.84
Money Market	0	40	6.86	0.12
<b>TOTAL</b>			<b>100.00</b>	<b>1.77</b>

Fund Description			
Fund Manager Name	Raghavan / Devesh D		
No of funds managed by fund Manager	Equity	Debt	Balanced
	16	7	16
Launch Date	25-Sept-09		
Risk Profile	High		
Benchmark	Nifty 50 (45%) CompBex (55%)		
NAV as on 30-Jun-22	39.4144		
Modified Duration	4.59		

This fund option is available under SBI Life - Kalyan ULIP Plus (UIN:111L079V01) (withdrawn product) & SBI Life - Kalyan ULIP (UIN:111L052V01) (withdrawn product)

**DEBT RATING PROFILE**

**TOP 10 INDUSTRY SECTOR**

**GOVT. SECURITIES**

Security Name	% of total portfolio
7.26% GOI CG 14-01-2029	42.20%
6.64% GOI CG 16-06-2035	5.23%

**CORPORATE DEBT**

Security Name	% of total portfolio
5.50% BRITANNIA INDUSTRIES LTD B & D 03-06-2024	0.00%

**EQUITY**

Security Name	% of total portfolio
RELIANCE INDUSTRIES LTD.	9.04%
HDFC BANK LTD.	5.25%
INFOSYS LIMITED	4.30%
ICICI BANK LIMITED	4.28%
TATA CONSULTANCY SERVICES LTD.	3.85%
HOUSING DEVELOPMENT FINANCE CORPORATION	3.46%
KOTAK MAHINDRA BANK LTD.	2.21%
ITC LTD.	2.21%
LARSEN & TOUBRO LTD.	2.21%
AXIS BANK LTD.	2.21%

Asset Category	Actual %	(₹ In crs)
Money Market Instruments	6.86%	0.12

**FUND PERFORMANCE\***

Returns	1 Mth	6 Mths	1 yr	2 yrs	3 yrs	Since Inception
Group Growth Plus Fund	-1.96%	-5.32%	0.44%	12.66%	9.71%	11.34%
Benchmark	-2.01%	-4.74%	1.09%	12.24%	8.69%	8.84%

\*i) Returns less than or equal to one year are absolute returns. Returns greater than a year are in terms of Compound Annual Growth Rate (CAGR) is expressed as a percentage rounded to the nearest 0.1%.  
 ii) Past performance of any of the funds is not indicative of their future performance.

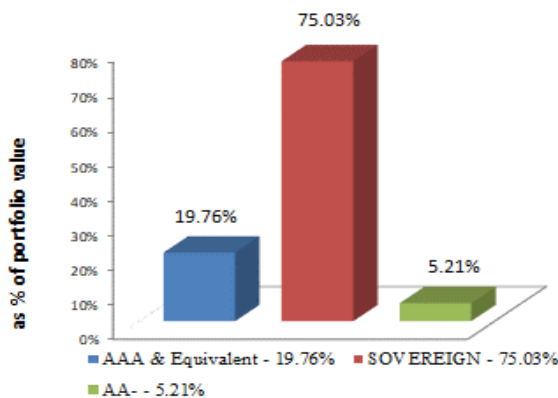
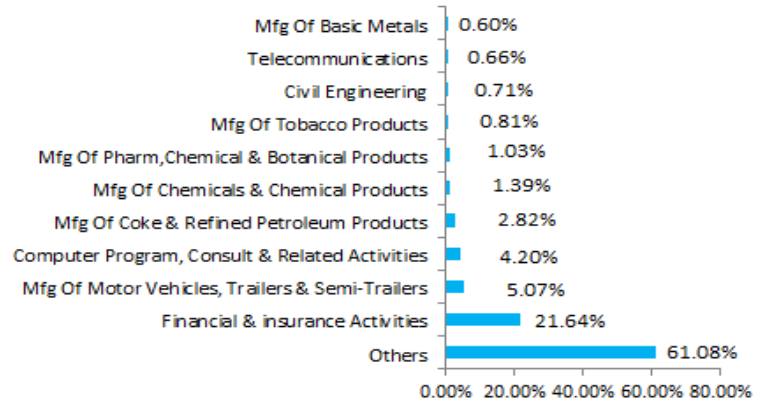
**Group Balanced Plus Fund (SFIN - ULGF002160709GRPBAL+FND111)**
**INVESTMENT OBJECTIVE**

To provide a balance between long term capital appreciation and current income through a blend of investment in equity/ equity related instruments and fixed income instruments.

Assets Mix (In %)	Min	Max	Actual	AUM (In Crs)
<b>Equity</b>	20	35	24.92	26.21
<b>Debt</b>	40	80	66.95	70.40
<b>Money Market</b>	0	40	8.13	8.55
<b>TOTAL</b>			<b>100.00</b>	<b>105.16</b>

Fund Description			
Fund Manager Name	Raghavan / Devesh D		
No of funds managed by fund Manager	Equity	Debt	Balanced
	16	7	16
Launch Date	16-Jul-09		
Risk Profile	Medium to High		
Benchmark	Nifty 50 (25%) CompBex (75%)		
NAV as on 30-Jun-22	34.9393		
Modified Duration	3.60		

This fund option is available under SBI Life - Kalyan ULIP Plus (UIN:111L079V01) (withdrawn product) & SBI Life - Kalyan ULIP (UIN:111L052V01) (withdrawn product)

**DEBT RATING PROFILE**

**TOP 10 INDUSTRY SECTOR**

**GOVT. SECURITIES**

Security Name	% of total portfolio
8.94% GUJRAT SDL 24-09-2024	13.78%
7.17% GOI CG 08-01-2028	8.89%
7.40% GOI CG 09-09-2035	6.15%
7.26% GOI CG 14-01-2029	6.10%
8.40% GOI CG 28-07-2024	5.64%
7.59% GOI CG 11-01-2026	2.58%
6.45% GOI CG 07-10-2029	1.80%
5.77% GOI CG 03-08-2030	1.29%
6.79% GOI CG 15-05-2027	1.21%
8.24% GOI CG 15-02-2027	0.99%

**CORPORATE DEBT**

Security Name	% of total portfolio
7.78% SUNDARAM FIN B & D 26-03-2031 U 15	5.95%
9.77% TATA MOTORS B & D 12-09-2024	3.49%
8.70% REC LIMITED B & D 28-09-2028 GOI-IV	3.22%
8.54% REC LIMITED B & D 15-11-2028 V	2.10%
8.27% REC LIMITED B & D 06-02-2025 130	1.95%
8.49% NTPC B & D 25-03-2025	0.01%
8.00% BRITANNIA INDUSTRIES LTD B & D 28-08-2022	0.00%
5.50% BRITANNIA INDUSTRIES LTD B & D 03-06-2024	0.00%

**EQUITY**

Security Name	% of total portfolio
RELIANCE INDUSTRIES LTD.	2.76%
HDFC BANK LTD.	2.54%
ICICI BANK LIMITED	2.04%
INFOSYS LIMITED	1.95%
TATA CONSULTANCY SERVICES LTD.	1.21%
HOUSING DEVELOPMENT FINANCE CORPORATIN	1.04%
JTC LTD.	0.81%
AXIS BANK LTD.	0.73%
KOTAK MAHINDRA BANK LTD.	0.73%
LARSEN & TOUBRO LTD.	0.71%

Asset Category	Actual %	(₹ In crs)
Money Market Instruments	8.13%	8.55

**FUND PERFORMANCE\***

Returns	1 Mth	6 Mths	1 yr	2 yrs	3 yrs	Since Inception
<b>Group Balanced Plus Fund</b>	-1.04%	-3.43%	1.14%	7.50%	7.74%	10.13%
<b>Benchmark</b>	-0.97%	-3.26%	1.13%	8.09%	7.73%	8.55%

\*i) Returns less than or equal to one year are absolute returns. Returns greater than a year are in terms of Compound Annual Growth Rate (CAGR) is expressed as a percentage rounded to the nearest 0.1%.  
 ii) Past performance of any of the funds is not indicative of their future performance.

**Group Short Term Plus Fund (SFIN - ULGF007180711GRPSHT+FND111)**
**INVESTMENT OBJECTIVE**

To provide suitable returns through low risk investment with no exposure in the equity market.

Assets Mix (In %)	Min	Max	Actual (%)	AUM (In Crs)
<b>Debt</b>	25	100	0.00	0.00
<b>Money Market</b>	0	75	0.00	0.00
<b>TOTAL</b>			<b>0.00</b>	<b>0.00</b>

Fund Description			
Fund Manager Name	Raghavan		
No of funds managed by fund Manager	Equity	Debt	Balanced
	13	7	8
Launch Date	18-Jul-11		
Risk Profile	Low		
Benchmark	Crisil CompBex		
NAV as on 30-Jun-22	22.8132		
Modified Duration	0.00		

*This fund option is available under SBI Life - Kalyan ULIP Plus (UIN:111L079V01) (withdrawn product) & SBI Life - Kalyan ULIP (UIN:111L052V01) (withdrawn product)*

**FUND PERFORMANCE\***

Returns	1 Mth	6 Mths	1 yr	2 yrs	3 yrs	Since Inception
<b>Group Short Term Plus Fund</b>	0.00%	0.00%	1.42%	2.47%	3.50%	7.81%
<b>Benchmark</b>	0.32%	-1.51%	1.01%	2.94%	6.23%	7.95%

\*i) Returns less than or equal to one year are absolute returns. Returns greater than a year are in terms of Compound Annual Growth Rate (CAGR) is expressed as a percentage rounded to the nearest 0.1%.  
ii) Past performance of any of the funds is not indicative of their future performance.

## Group Debt Plus Fund II (SFIN - ULGF011200913GRDBT+FND2111)

### INVESTMENT OBJECTIVE

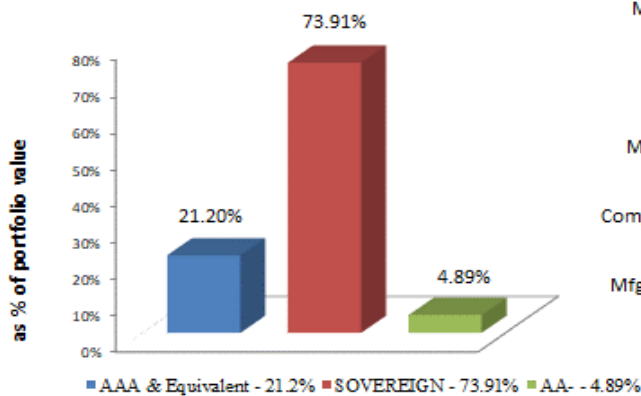
To provide an accumulation of income through substantial investment in the fixed income instrument.

Assets Mix (In %)	Min	Max	Actual (%)	AUM (In Crs)
Equity	0	20	9.72	13.10
Debt	40	100	79.58	107.24
Money Market	0	40	10.70	14.41
<b>TOTAL</b>			<b>100.00</b>	<b>134.75</b>

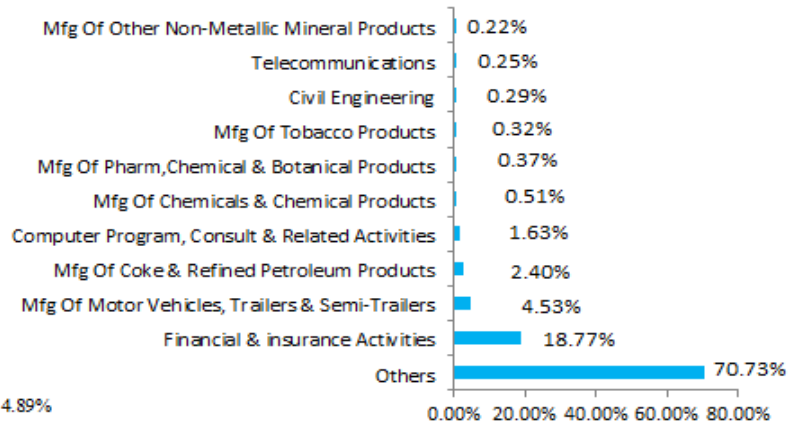
Fund Description			
Raghavan / Divesh D	Raghavan / Devesh D		
No of funds managed by fund Manager	Equity	Debt	Balanced
	16	7	16
Launch Date	31-Mar-14		
Risk Profile	Low to Medium		
Benchmark	Nifty 50 (10%) CompBex (90%)		
NAV as on 30-Jun-22	19.6929		
Modified Duration	3.62		

This fund option is available under SBI Life - Kalyan ULIP Plus (UIN:111L079V03) & SBI Life - Kalyan ULIP Plus (UIN:111L079V02) (withdrawn product)

### DEBT RATING PROFILE



### TOP 10 INDUSTRY SECTOR



### GOVT. SECURITIES

Security Name	% of total portfolio
7.17% GOI CG 08-01-2028	11.85%
6.45% GOI CG 07-10-2029	9.86%
8.94% GUJRAT SDL 24-09-2024	7.64%
7.26% GOI CG 14-01-2029	7.62%
8.24% GOI CG 15-02-2027	3.91%
8.47% GUJRAT SDL 21-08-2028	3.47%
6.79% GOI CG 15-05-2027	2.91%
7.92% MADHYA PRADESH SDL 22-03-2024 UDAY	1.58%
7.72% GOI CG 25-05-2025	1.51%
8.39% RAJASTHAN SDL 15-03-2024 UDAY	1.51%

### CORPORATE DEBT

Security Name	% of total portfolio
7.78% SUNDARAM FIN B & D 26-03-2031 U 15	5.00%
8.70% REC LIMITED B & D 28-09-2028 GOI-IV	4.87%
9.77% TATA MOTORS B & D 12-09-2024	3.89%
7.49% IRFC B & D 30-05-2027 120	2.96%
8.54% REC LIMITED B & D 15-11-2028 V	1.56%
7.00% RIL B & D 31-08-2022	1.34%
8.27% REC LIMITED B & D 06-02-2025 130	1.34%
8.49% INTPC B & D 25-03-2025	0.00%
8.00% BRITANNIA INDUSTRIES LTD B & D 28-08-2022	0.00%
5.50% BRITANNIA INDUSTRIES LTD B & D 03-06-2024	0.00%

### EQUITY

Security Name	% of total portfolio
RELIANCE INDUSTRIES LTD.	1.04%
HDFC BANK LTD.	0.91%
INFOSYS LIMITED	0.77%
ICICI BANK LIMITED	0.75%
HOUSING DEVELOPMENT FINANCE CORPORATIO	0.40%
TATA CONSULTANCY SERVICES LTD.	0.39%
ITC LTD.	0.32%
AXIS BANK LTD.	0.30%
LARSEN & TOUBRO LTD.	0.29%
KOTAK MAHINDRA BANK LTD.	0.27%

Asset Category	Actual %	(₹ In crs)
Money Market Instruments	10.70%	14.41

### FUND PERFORMANCE\*

Returns	1 Mth	6 Mths	1 yr	2 yrs	3 yrs	Since Inception
Group Debt Plus Fund II	-0.26%	-2.10%	1.24%	4.55%	6.61%	8.55%
Benchmark	-0.19%	-2.20%	1.08%	4.99%	6.87%	8.63%

\*i) Returns less than or equal to one year are absolute returns. Returns greater than a year are in terms of Compound Annual Growth Rate (CAGR) is expressed as a percentage rounded to the nearest 0.1%.  
ii) Past performance of any of the funds is not indicative of their future performance.

## Group Balanced Plus Fund II (SFIN - ULGF010200913GRBAL+FND2111)

### INVESTMENT OBJECTIVE

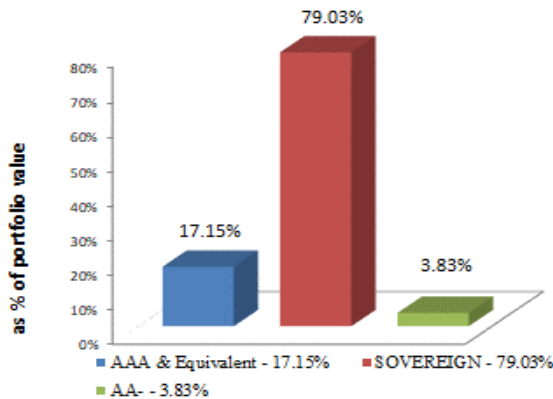
To provide a balance between long term capital appreciation and current income through a blend of investment in equity/ equity related instruments and fixed income instruments.

Assets Mix (In %)	Min	Max	Actual (%)	AUM (In Crs)
Equity	20	35	24.65	25.40
Debt	40	80	61.15	63.02
Money Market	0	40	14.20	14.64
<b>TOTAL</b>			<b>100.00</b>	<b>103.06</b>

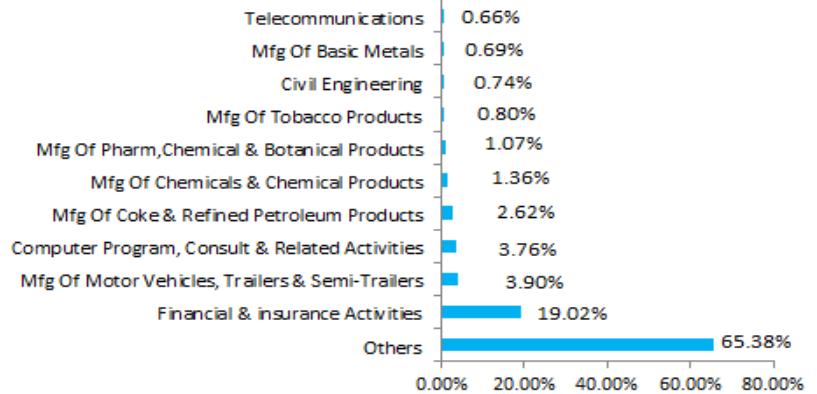
Fund Description			
Fund Manager Name	Raghavan / Devesh D		
No of funds managed by fund Manager	Equity	Debt	Balanced
	16	7	16
Launch Date	14-Oct-14		
Risk Profile	Medium to High		
Benchmark	Nifty 50 (25%) CompBex (75%)		
NAV as on 30-Jun-22	19.1831		
Modified Duration	3.10		

This fund option is available under SBI Life - Kalyan ULIP Plus (UIN:111L079V03) & SBI Life - Kalyan ULIP Plus (UIN:111L079V02) (withdrawn product)

### DEBT RATING PROFILE



### TOP 10 INDUSTRY SECTOR



### GOVT. SECURITIES

Security Name	% of total portfolio
7.17% GOI CG 08-01-2028	7.69%
6.45% GOI CG 07-10-2029	6.44%
7.59% GOI CG 11-01-2026	5.90%
7.26% GOI CG 14-01-2029	5.55%
8.94% GUJRAT SDL 24-09-2024	5.02%
8.47% GUJRAT SDL 21-08-2028	3.53%
6.79% GOI CG 15-05-2027	3.33%
8.40% GOI CG 28-07-2024	3.25%
7.92% MADHYA PRADESH SDL 22-03-2024 UDAY	1.96%
8.24% GOI CG 15-02-2027	1.51%

### CORPORATE DEBT

Security Name	% of total portfolio
7.78% SUNDARAM FIN B & D 26-03-2031 U 15	3.27%
8.70% REC LIMITED B & D 28-09-2028 GOI-IV	2.88%
9.77% TATA MOTORS B & D 12-09-2024	2.34%
8.95% PFC B & D 30-03-2025 64.III	2.22%
8.54% REC LIMITED B & D 15-11-2028 V	1.12%
8.27% REC LIMITED B & D 06-02-2025 130	0.99%
8.49% NTPC B & D 25-03-2025	0.00%
8.00% BRITANNIA INDUSTRIES LTD B & D 28-08-2022	0.00%
5.50% BRITANNIA INDUSTRIES LTD B & D 03-06-2024	0.00%

### EQUITY

Security Name	% of total portfolio
HDFC BANK LTD.	2.58%
RELIANCE INDUSTRIES LTD.	2.56%
ICICI BANK LIMITED	2.03%
INFOSYS LIMITED	1.94%
HOUSING DEVELOPMENT FINANCE CORPORATIO	1.02%
TATA CONSULTANCY SERVICES LTD.	1.01%
ITC LTD.	0.80%
KOTAK MAHINDRA BANK LTD.	0.74%
LARSEN & TOUBRO LTD.	0.74%
AXIS BANK LTD.	0.68%

Asset Category	Actual %	(₹ In crs)
Money Market Instruments	14.20%	14.64

### FUND PERFORMANCE\*

Returns	1 Mth	6 Mths	1 yr	2 yrs	3 yrs	Since Inception
Group Balanced Plus Fund II	-1.02%	-3.39%	1.19%	7.30%	7.55%	8.81%
Benchmark	-0.97%	-3.26%	1.13%	8.09%	7.73%	8.56%

\*i) Returns less than or equal to one year are absolute returns. Returns greater than a year are in terms of Compound Annual Growth Rate (CAGR) is expressed as a percentage rounded to the nearest 0.1%.  
ii) Past performance of any of the funds is not indicative of their future performance.

**Group Growth Plus Fund II (SFIN - ULGF009200913GRGRT+FND2111)**

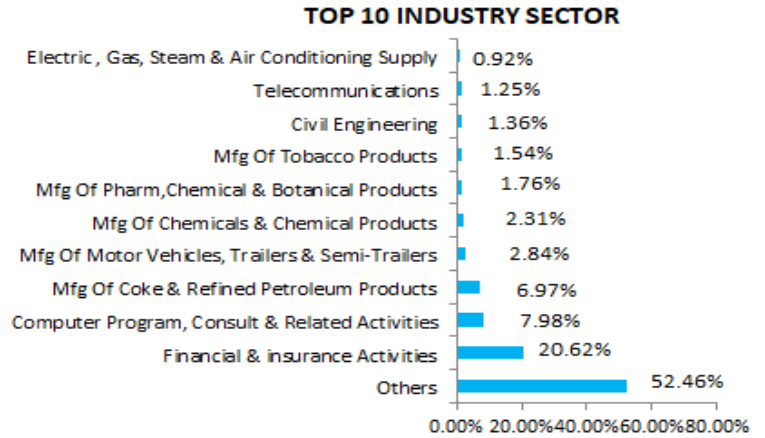
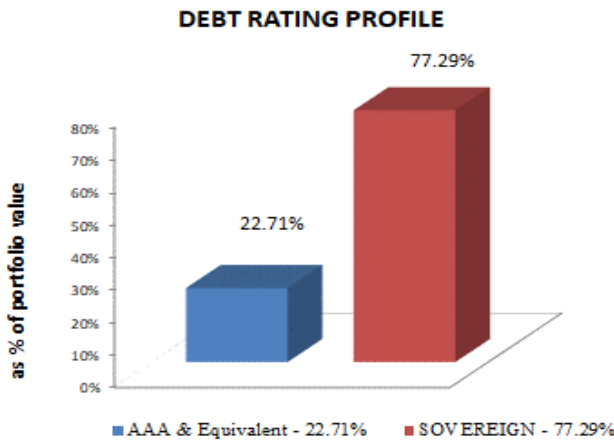
**INVESTMENT OBJECTIVE**

To provide long term capital appreciation through investment primarily in equity & equity related instrument.

Assets Mix (In %)	Min	Max	Actual (%)	AUM (In Crs)
<b>Equity</b>	35	60	45.21	2.28
<b>Debt</b>	25	65	36.22	1.83
<b>Money Market</b>	0	40	18.57	0.94
<b>TOTAL</b>			<b>100.00</b>	<b>5.05</b>

Fund Description			
Fund Manager Name	Raghavan / Devesh D		
No of funds managed by fund Manager	Equity	Debt	Balanced
	16	7	16
Launch Date	04-Mar-15		
Risk Profile	High		
Benchmark	Nifty 50 (45%) CompBex (55%)		
NAV as on 30-Jun-22	18.3791		
Modified Duration	3.02		

This fund option is available under SBI Life - Kalyan ULIP Plus (UIN:111L079V03) & SBI Life - Kalyan ULIP Plus (UIN:111L079V02) (withdrawn product)



**GOVT. SECURITIES**

Security Name	% of total portfolio
7.26% GOI CG 14-01-2029	11.81%
6.64% GOI CG 16-06-2035	5.49%
6.79% GOI CG 15-05-2027	2.91%
7.72% GOI CG 25-05-2025	2.02%
5.79% GOI CG 11-05-2030	1.80%
8.40% GOI CG 28-07-2024	1.55%
8.24% GOI CG 15-02-2027	1.44%
7.17% GOI CG 08-01-2028	0.98%

**EQUITY**

Security Name	% of total portfolio
RELIANCE INDUSTRIES LTD.	4.86%
HDFC BANK LTD.	4.32%
INFOSYS LIMITED	3.96%
ICICI BANK LIMITED	3.44%
TATA CONSULTANCY SERVICES LTD.	2.26%
HOUSING DEVELOPMENT FINANCE CORPORAT	1.71%
ITC LTD.	1.54%
LARSEN & TOUBRO LTD.	1.36%
BHARTI AIRTEL LTD.	1.25%
KOTAK MAHINDRA BANK LTD.	1.20%

**CORPORATE DEBT**

Security Name	% of total portfolio
8.70% REC LIMITED B & D 28-09-2028 GOI-IV	2.09%
8.54% REC LIMITED B & D 15-11-2028 V	2.08%
8.95% PFC B & D 30-03-2025 64.III	2.06%
7.00% RIL B & D 31-08-2022	1.99%
8.00% BRITANNIA INDUSTRIES LTD B & D 28-08-2023	0.00%
5.50% BRITANNIA INDUSTRIES LTD B & D 03-06-2024	0.00%

Asset Category	Actual %	(₹ In crs)
Money Market Instruments	18.57%	0.94

**FUND PERFORMANCE\***

Returns	1 Mth	6 Mths	1 yr	2 yrs	3 yrs	Since Inception
<b>Group Growth Plus Fund II</b>	-1.80%	-4.62%	1.29%	12.63%	9.63%	8.66%
<b>Benchmark</b>	-2.01%	-4.74%	1.09%	12.24%	8.69%	8.10%

\*i) Returns less than or equal to one year are absolute returns. Returns greater than a year are in terms of Compound Annual Growth Rate (CAGR) is expressed as a percentage rounded to the nearest 0.1%.  
ii) Past performance of any of the funds is not indicative of their future performance.

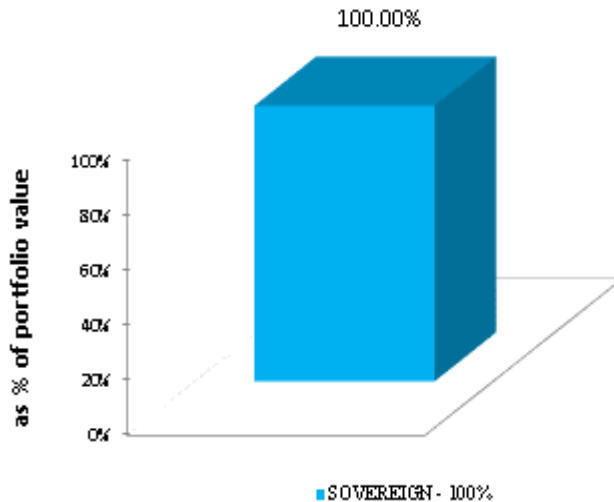
**Group Short Term Plus Fund II (SFIN - ULGF013200913GRSHT+FND2111)**
**INVESTMENT OBJECTIVE**

To provide suitable returns through low risk investment with no exposure in the equity market.

Assets Mix (In %)	Min	Max	Actual	AUM (In Crs)
<b>Debt</b>	25	100	64.68	0.87
<b>Money Market</b>	0	75	35.32	0.47
<b>TOTAL</b>			<b>100.00</b>	<b>1.34</b>

Fund Description			
Fund Manager Name	Raghavan		
No of funds managed by fund Manager	Equity	Debt	Balanced
	13	7	8
Launch Date	31-Mar-15		
Risk Profile	Low		
Benchmark	Crisil CompBex		
NAV as on 30-Jun-22	16.6365		
Modified Duration	0.86		

This fund option is available under SBI Life - Kalyan ULIP Plus (UIN:111L079V03) & SBI Life - Kalyan ULIP Plus (UIN:111L079V02) (withdrawn product)

**DEBT RATING PROFILE**

**GOVT. SECURITIES**

Security Name	% of total portfolio
7.68% GOI CG 15-12-2023	64.68%

Asset Category	Actual %	(₹ In crs)
Money Market Instruments	35.32%	0.47

**FUND PERFORMANCE\***

Returns	1 Mth	6 Mths	1 yr	2 yrs	3 yrs	Since Inception
<b>Group Short Term Plus Fund II</b>	0.23%	0.68%	2.37%	2.91%	5.07%	7.27%
<b>Benchmark</b>	0.32%	-1.51%	1.01%	2.94%	6.23%	7.37%

\*i) Returns less than or equal to one year are absolute returns. Returns greater than a year are in terms of Compound Annual Growth Rate (CAGR) is expressed as a percentage rounded to the nearest 0.1%.  
 ii) Past performance of any of the funds is not indicative of their future performance.

**Group Money Market Plus Fund (SFIN - ULGF008030613GRPMNMTFND111)**
**INVESTMENT OBJECTIVE**

The objective of this fund is to park the funds in liquid and safe instruments so as to avoid market risk on a long term basis.

Assets Mix (In %)	Min	Max	Actual	AUM (In Crs)
Money Market	0	100	100.00	2.24
<b>TOTAL</b>			<b>100.00</b>	<b>2.24</b>

Fund Description			
Fund Manager Name	Raghavan		
No of funds managed by fund Manager	Equity	Debt	Balanced
	13	7	8
Launch Date	18-Sep-17		
Risk Profile	Low		
Benchmark	CRISIL T-Bill Index		
NAV as on 30-Jun-22	12.3078		
Modified Duration	0.07		

*This fund option is available under SBI Life - Kalyan ULIP Plus (UIN:111L079V03) & SBI Life - Kalyan ULIP Plus (UIN:111L079V02) (withdrawn product)*

Asset Category	Actual %	(₹ In crs)
Money Market Instruments	100.00%	2.24

**FUND PERFORMANCE\***

Returns	1 Mth	6 Mths	1 yr	2 yrs	3 yrs	Since Inception
Group Money Market Plus Fund	0.31%	1.54%	2.90%	2.84%	3.52%	4.43%
Benchmark	0.38%	1.69%	3.52%	3.51%	4.50%	5.37%

\*i) Returns less than or equal to one year are absolute returns. Returns greater than a year are in terms of Compound Annual Growth Rate (CAGR) is expressed as a percentage rounded to the nearest 0.1%.  
ii) Past performance of any of the funds is not indicative of their future performance.

**Group STO Plus Fund II (SFIN - ULGF012200913GRSTOPLUS2111)**
**INVESTMENT OBJECTIVE**

The objective of this fund is to park the funds in liquid and safe instruments for a temporary period so as to minimize risk linked to market volatility at the time of investment & then systematically transferred to Group Growth Plus Fund.

Assets Mix (In %)	Min	Max	Actual	AUM (In Crs)
Money Market	100	100	100.00	0.00
<b>TOTAL</b>			<b>100.00</b>	<b>0.00</b>

Fund Description			
Fund Manager Name	Raghavan		
No of funds managed by fund Manager	Equity	Debt	Balanced
	13	7	8
Launch Date	05-Sep-18		
Risk Profile	Low		
Benchmark	CRISIL T-Bill Index		
NAV as on 30-Jun-22	10.1404		
Modified Duration	NA		

*This fund option is available under SBI Life - Kalyan ULIP Plus (UIN:111L079V03) & SBI Life - Kalyan ULIP Plus (UIN:111L079V02) (withdrawn product)*

**FUND PERFORMANCE\***

Returns	1 Mth	6 Mths	1 yr	2 yrs	3 yrs	Since Inception
Group STO Plus Fund II	NA	NA	NA	NA	NA	NA
Benchmark	NA	NA	NA	NA	NA	NA

\*i) Returns less than or equal to one year are absolute returns. Returns greater than a year are in terms of Compound Annual Growth Rate (CAGR) is expressed as a percentage rounded to the nearest 0.1%.  
 ii) Past performance of any of the funds is not indicative of their future performance.

# SBI Life - Group Retirement Fund – Traditional

## INVESTMENT OBJECTIVE:

The investment objective of the Group Retirement Fund is capital protection and to provide optimal return to the policyholders on a consistent basis within a reasonable risk framework.

**Date of Portfolio:** As on Jun 30, 2022

**Launch Date:** September 2003

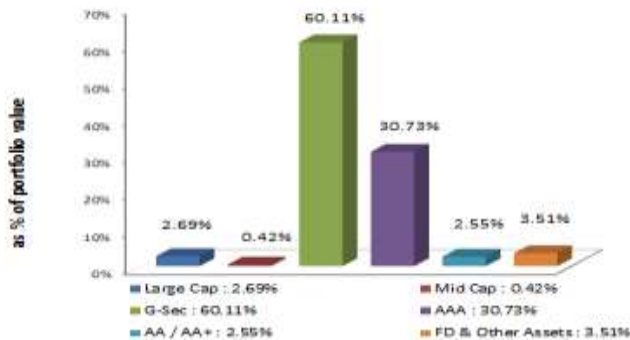
## FUND DETAILS

Group Retirement Fund	Yield (p.a.)	
Financial Year	Min	Max
FY 2021-22	7.30%	7.65%
FY 2020-21	7.15%	7.50%
FY 2019-20	7.50%	7.85%
FY 2018-19	7.85%	8.20%
FY 2017-18	8.25%	8.60%
FY 2016-17	8.10%	8.60%
FY 2015-16	8.75%	9.10%
FY 2014-15	9.00%	9.50%
FY 2013-14	9.00%	9.50%
FY 2012-13	9.00%	9.50%
FY 2011-12	8.75%	9.60%
FY 2010-11	9.00%	9.60%
FY 2009-10	9.00%	9.60%
FY 2008-09	8.15%	9.25%
FY 2007-08	10.00%	11.00%
FY 2006-07	9.50%	10.20%
FY 2005-06	10.80%	11.80%
FY 2004-05	10.17%	11.17%
FY 2003-04	11.50%	12.50%

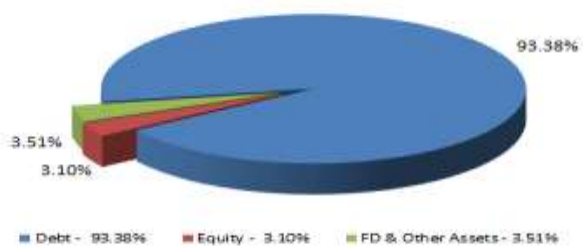
**Group Retirement Fund**

**Modified Duration:** 4.29

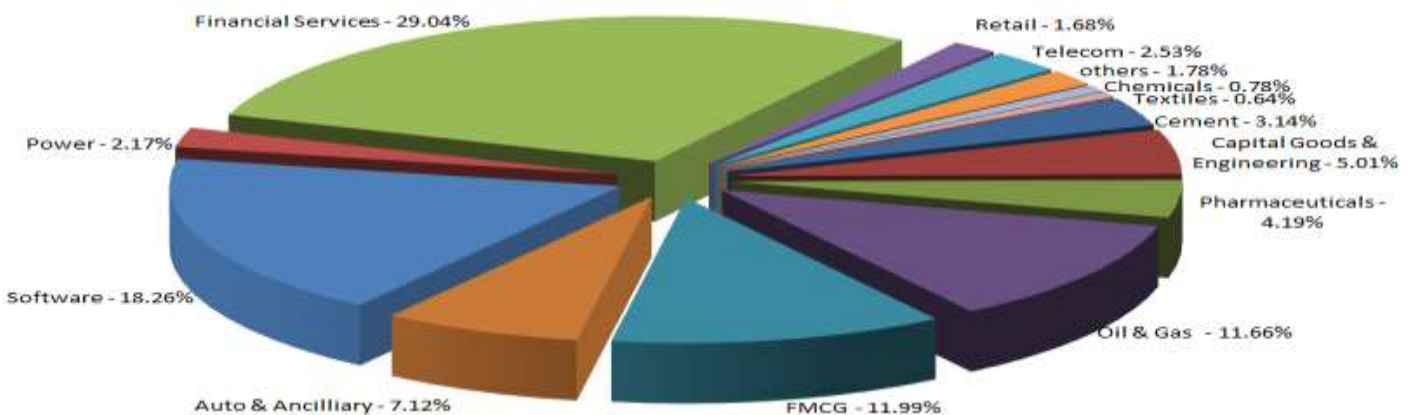
### ASSET ALLOCATION



### ASSET ALLOCATION



### SECTORAL ALLOCATION OF EQUITY AS A % OF EQUITY PORTFOLIO



Past performance of the fund is not indicative of its future

performance

# SBI Life – CapAssure Gold Fund – Traditional

SAIN : 111N091V01001

## INVESTMENT OBJECTIVE:

The investment objective of the CapAssure Gold Fund is capital protection and to provide optimal return to the policyholders on a consistent basis within a reasonable risk framework.

**Date of Portfolio: As on Jun 30, 2022**

**Launch Date:** October 2013

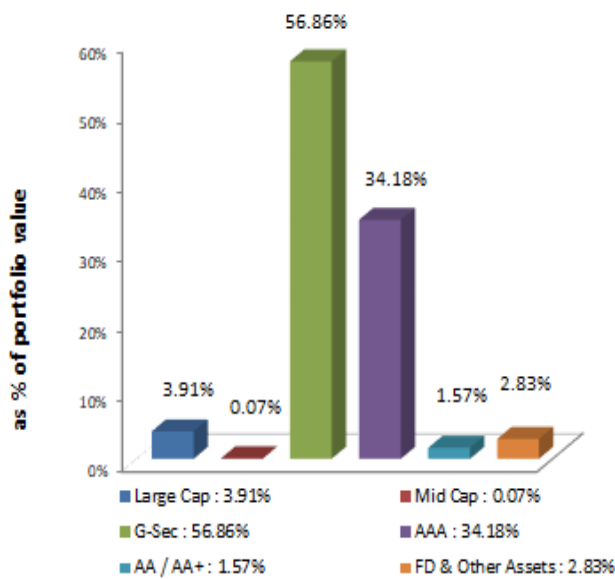
**CapAssure Gold Fund**

**Modified Duration:** 3.88

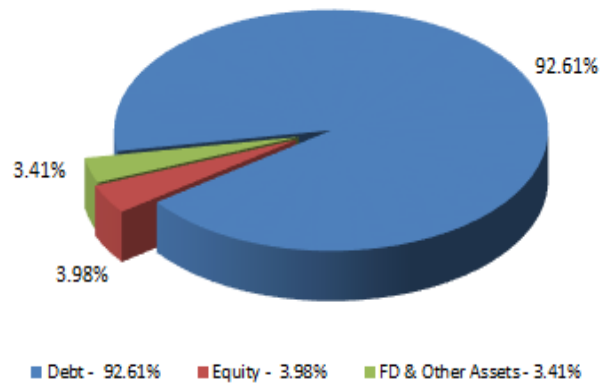
AUM as on June 30, 2022: ₹ 4,338.35 crores

This fund option is available under SBI Life CapAssure Gold (UIN:111N091V01) (withdrawn product)

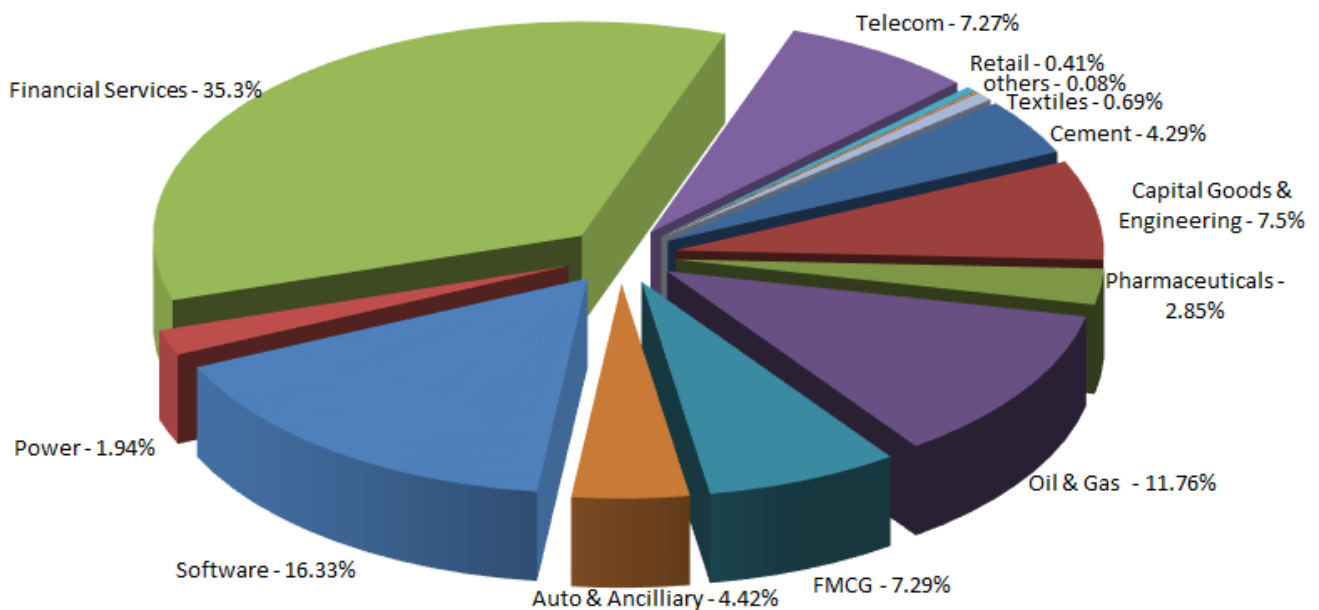
## ASSET ALLOCATION



## ASSET ALLOCATION



## SECTORAL ALLOCATION OF EQUITY AS A % OF EQUITY PORTFOLIO



Past performance of the fund is not indicative of its future performance.

# SBI Life – CapAssure Gold Fund II – Traditional

SAIN : 111N091V02004

### INVESTMENT OBJECTIVE:

The investment objective of the CapAssure Gold Fund II is capital protection and to provide optimal return to the policyholders on a consistent basis within a reasonable risk framework.

**Date of Portfolio: As on Jun 30, 2022**

**Launch Date: April 2017**

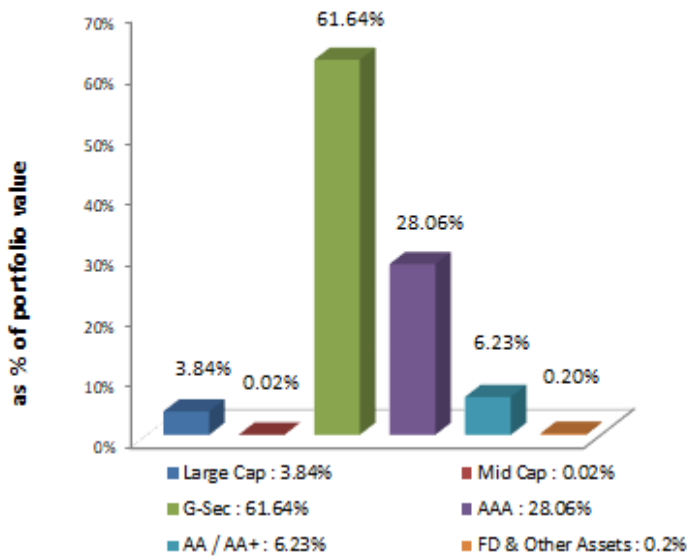
**CapAssure Gold Fund II**

**Modified Duration: 4.10**

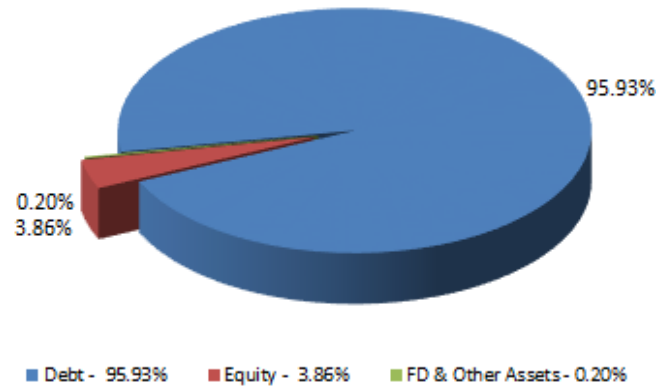
AUM as on June 30, 2022: ₹ 2,534.71 crores

This fund option is available under SBI Life - CapAssure Gold (UIN:111N091V02) (withdrawn product)

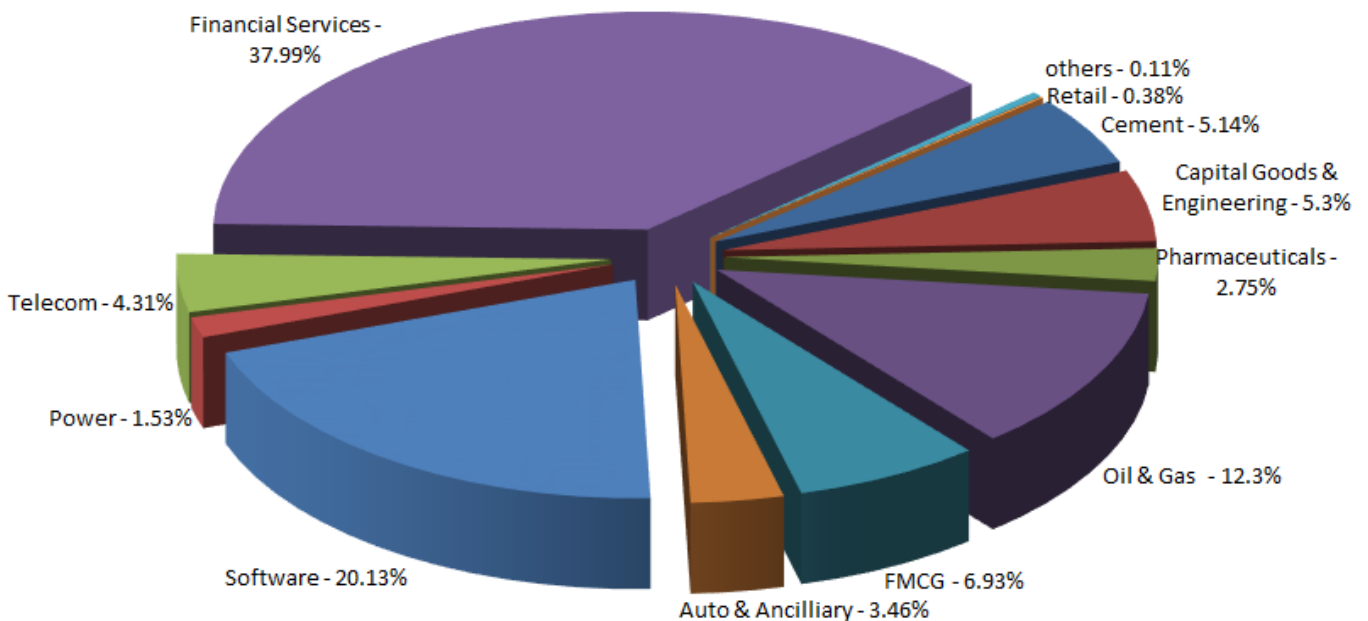
### ASSET ALLOCATION



### ASSET ALLOCATION



### SECTORAL ALLOCATION OF EQUITY AS A % OF EQUITY PORTFOLIO



Past performance of the fund is not indicative of its future performance.

**Risk Factors:**

- 1) **IN UNIT LINKED POLICIES, THE INVESTMENT RISK IN INVESTMENT PORTFOLIO IS BORNE BY THE POLICYHOLDER.**
- 2) Unit Linked Life Insurance products are different from the traditional products and are subject to market risks
- 3) Premium paid in unit linked policies are subject to investment risks associated with capital markets and NAVs of the units may go up or down based on the performance of fund and factors influencing the capital market and the insured is responsible for his/her decisions.
- 4) SBI Life Insurance Co. Ltd. is only the name of the insurance company and the various products offered are only the names of the unit linked life insurance contract and does not in any way indicate the quality of the contract, its future prospects or returns.
- 5) The various funds offered under SBI Life Unit Linked products are only the names of funds and do not in any way indicate the quality of these funds, their future prospects and returns.
- 6) Please know the associated risk and applicable charges from your Insurance Advisor or the intermediary or the policy document issued by the insurance company
- 7) Funds under Group Linked Insurance products can be surrendered anytime subject to deduction of applicable surrender charges. Please refer to the terms and conditions of your product for further details.
- 8) "With effect from 1st November 2013, the composition of 'Debt and Money Market Instruments' has been further split in to two separate Asset class 'Debt Instruments' and 'Money Market Instruments' respectively".
- 9) All benefits payable under this policy are subject to tax laws and other fiscal enactments in-effect from time to time, please consult your tax advisor for details.
- 10) In case of Retirement Product\*, benefits by way of surrender, complete withdrawal or maturity/vesting will be available in the form of annuities except to the extent of commutation of such benefits as allowed under the prevailing Income Tax rules.

\*For Retirement products purchase with effect from January 01, 2014

**BEWARE OF SPURIOUS PHONE CALLS AND FICTIOUS / FRADULENT OFFERS**

IRDAI is not involved in activities like selling insurance policies, announcing bonus or investment of premiums. Public receiving such phone calls are requested to lodge a police complaint.

***Trade logo displayed above belongs to State Bank of India and is used by SBI Life under license.***

**To know more about us**

Visit us at [www.sbilife.co.in](http://www.sbilife.co.in) or Call Toll Free No. 1800 267 9090 (9.00 a.m. to 9 p.m.)

SBI Life Insurance Co. Ltd.

Corporate Office and Registered Office: "Natraj", M.V Road & Western Express Highway Junction,  
Andheri (E),

Mumbai-400069

CIN: L99999MH2000PLC129113

Email: [info@sbilife.co.in](mailto:info@sbilife.co.in)

**IRDAI Regn. No. 111**

For more details on Risk Factors, Terms & Conditions, please read the sales brochure carefully before concluding a sale