

EQUITY OPTIMISER PENSION FUND (SFIN - ULIF011210108PEEQOPTFND111) as on 30 April 2026
INVESTMENT OBJECTIVE: To provide equity exposure targeting higher returns through long term capital gains.

Assets Mix (In %)	Min	Max	Actual	AUM (In Crs)
Equity	60	100	85.25	830.84
Debt	0	40	0.00	0.00
Money Market	0	40	14.75	143.79
Total			100	974.63

FUND PERFORMANCE*

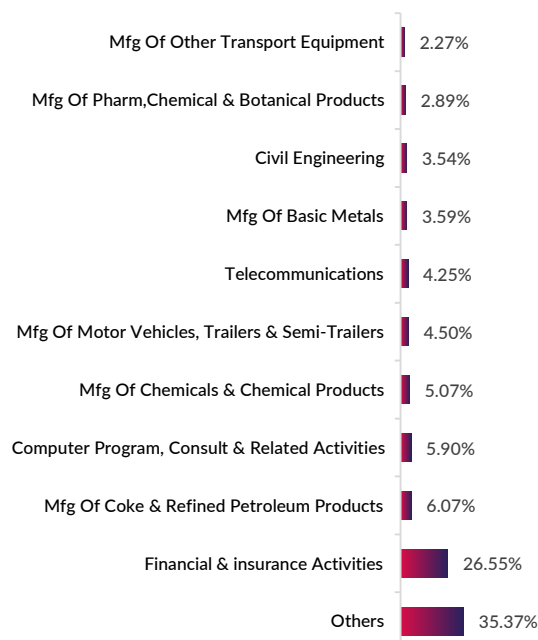
Returns	1 Mth	6 Mths	1 yr	2 yrs	3 yrs	Inception
Equity Optimiser Pension Fund	6.26%	-6.79%	0.08%	4.50%	10.84%	9.96%
Benchmark	6.07%	-4.75%	0.20%	3.91%	9.45%	7.83%



ASSET CATEGORY

Equity	% of AUM
HDFC Bank Ltd.	6.24%
Reliance Industries Ltd.	6.07%
ICICI Bank Ltd	6.05%
Bharti Airtel Ltd.	4.25%
Larsen & Toubro Ltd.	3.54%
Kotak PSU Bank ETF	2.92%
Axis Bank Ltd.	2.77%
Infosys Limited	2.57%
Bajaj Finance Limitedfv-2Fv-1	2.10%
ICICI Prudential Private Banks Etf Split	1.81%
Others	46.94%
Total	85.25%
Money Market	14.75%
Grand Total	100%

FUND DESCRIPTION

Fund Manager Name	No of Funds Managed		
	Equity	Debt	Balanced
Mr. Raghavan Mj	11	10	8
Mr. Devesh R Dokwal	6	0	8
Launch Date	21-Jan-08		
Benchmark	Nifty 50 (80%) LiquiFEX (20%)		
Risk Profile	High		
NAV as on 30-Apr-26	56.7734		
Modified Duration	0.01		

TOP 10 INDUSTRY SECTOR


 Debt fund manager, managing debt portion of Equity, Debt and Balanced oriented fund.
 Equity fund manager, managing equity portion of Equity, Debt and Balanced oriented fund.

*i) Returns less than or equal to one year are absolute returns. Returns greater than a year are in terms of Compound Annual Growth Rate (CAGR) is expressed as a percentage rounded to the nearest 0.1%.
 ii) Past performance of any of the funds is not indicative of their future performance.