

invest care GROUP

In unit linked policies, the investment risk in investment portfolio is borne by the policyholder



April, 2026



EMPLOYEE RETIREMENT SOLUTIONS FROM SBI LIFE INSURANCE CO. LTD.

Content

	Page
Group Retirement Solutions	3
Group Fund Performance – Snapshot	4
Group Debt Plus Fund	5
Group Growth Plus Fund	6
Group Balanced Plus Fund	7
Group Short Term Plus Fund	8
Group Debt Plus Fund II	9
Group Balanced Plus Fund II	10
Group Growth Plus Fund II	11
Group Short Term Plus Fund II	12
Group Money Market Plus Fund	13
Group STO Plus Fund II	14
Group Retirement Fund – Traditional	15
SBI Life – CapAssure Gold Fund – Traditional	16
SBI Life – CapAssure Gold Fund II – Traditional	17
Risk Factors	18

GROUP RETIREMENT SOLUTIONS

SBI Life Group Retirement Solutions offer an integrated basket of employee benefit plans catering to both statutory as well as voluntary needs of the employers. The two funds we currently offer in our Group Retirement Portfolio are:

1) Traditional Fund

This fund is available in the following products: SBI Life-CapAssure Gratuity, SBI Life-CapAssure Superannuation, SBI Life-CapAssure Leave Encashment, SBI Life-CapAssure and an umbrella offering under the brand name of SBI Life-CapAssure Gold. SBI Life-CapAssure Gold helps fund management for Defined Benefit Scheme, Defined Contribution Scheme or any combination of the two. The investment objective of this Fund is capital protection and to provide optimal returns to the policyholders on a consistent basis within a reasonable risk framework.

2) Unit Linked Fund

This fund is available under the Product SBI Life - Kalyan ULIP Plus. SBI Life - Kalyan ULIP Plus is a one-stop solution to cater to the fund management needs of any Corporate in the form of Defined Benefit Scheme, Defined Contribution Scheme or 'combination of the two'.

The Group Debt Plus Fund, Group Growth Plus Fund, Group Balanced Plus Fund, Group Short-Term Plus fund, Guarantee Plus fund under SBI Life - Kalyan ULIP, SBI Life - Kalyan ULIP Plus & Group Debt Plus fund II, Group Balanced plus fund II, Group Growth plus fund II, Group Short term plus fund II, Group Money Market Plus Fund & Group STO Plus Fund II under SBI Life - Kalyan ULIP Plus cater to different risk appetites, while aiming to generate the best in class returns.

Group Retirement Investment Strategy

The investment strategy is to invest primarily in Fixed Income Securities such as Government Securities, corporate debt and short term instruments and a portion of the corpus in equities with higher equity exposure for the Unit Linked product.

Investments are made in top quality corporate debt and prime importance is given to duration management with a view on interest rates. Active management policy is followed for both debt and equity market. The Investment strategy for equity shares is based on the principles that lay emphasis on the concept of sound fundamentals, sustained economic earnings and return on investments. Investment in companies will be with an objective to participate in their business model. The endeavor will be to focus on identification of growth oriented business models, competitive edge, industry structure, earnings margin and quality of management.

IN UNIT LINKED POLICIES, THE INVESTMENT RISK IN INVESTMENT PORTFOLIO IS BORNE BY THE POLICYHOLDER

* Funds under Group Linked Insurance products can be surrendered anytime subject to deduction of applicable surrender charges. Please refer to the terms and conditions of your product for further details.

Group Fund Performance – Snapshot

Funds	Inception Date	AUM as on 30 April 2026 (₹ in Cr)	Bench marks (BM)	Returns in % (Greater than 1 yr : CAGR Returns) **											
				1 yr		2 yrs		3 yrs		4 yrs		5 yrs		Since Inception	
				Fund	BM	Fund	BM	Fund	BM	Fund	BM	Fund	BM	Fund	BM
Group Balanced Plus Fund	16-Jul-09	10.39	Nifty 50 (25%) CompBex (75%)	1.23	1.88	5.49	5.94	7.81	7.65	7.47	7.29	7.17	7.08	9.75	8.51
Group Balanced Plus Fund II	31-Mar-14	1,035.17		1.37	1.88	6.18	5.94	8.04	7.65	7.54	7.29	7.22	7.08	8.72	8.50
Group Debt Plus Fund	16-Jul-09	111.62	Nifty 50 (10%) CompBex (90%)	2.34	2.43	6.75	6.39	7.27	7.09	6.79	6.87	6.20	6.30	8.61	7.85
Group Debt Plus Fund II	31-Mar-14	308.88		1.22	2.43	6.47	6.39	7.13	7.09	6.82	6.87	6.23	6.30	8.22	8.32
Group Growth Plus Fund	25-Sep-09	2.52	Nifty 50 (45%) CompBex (55%)	0.71	1.09	5.30	5.27	8.86	8.35	8.37	7.80	8.24	8.07	10.96	8.95
Group Growth Plus Fund II	31-Mar-14	273.97		1.70	1.09	5.64	5.27	9.09	8.35	8.66	7.80	8.56	8.07	9.08	8.51
Group Short Term Plus Fund	18-Jul-11	0.00	CRISIL CompBex	NA	NA	NA	NA	NA	NA	NA	NA	NA	NA	NA	NA
Group Short Term Plus Fund II	31-Mar-14	19.41		2.02	2.78	7.00	6.67	7.10	6.69	6.54	6.56	5.79	5.76	7.12	7.29
Group Money Market Plus Fund	31-Mar-14	0.07	CRISIL T-Bill Index	NA	NA	NA	NA	NA	NA	NA	NA	NA	NA	NA	NA
Group STO Plus Fund II	31-Mar-14	0.02		NA	NA	NA	NA	NA	NA	NA	NA	NA	NA	NA	NA

**Past performance of any of the funds above is not indicative of their future performance.
Upto 31st March 2018, benchmark is CRISIL Liquifex & from 1st April 2018 onwards benchmark is CRISIL T-Bill Index.

GROUP DEBT PLUS FUND (SFIN - ULGF003160709GRPDBT+FND111) as on 30 April 2026

INVESTMENT OBJECTIVE: To provide an accumulation of income through substantial investment in the fixed income instrument.

Assets Mix (In %)	Min	Max	Actual	AUM (In Crs)
Equity	0	20	13.71	15.31
Debt	40	100	75.71	84.51
Money Market	0	40	10.58	11.81
Total			100	111.62

FUND PERFORMANCE*

Returns	1 Mth	6 Mths	1 yr	2 yrs	3 yrs	Inception
Group Debt Plus Fund	1.50%	-0.57%	2.34%	6.75%	7.27%	8.61%
Benchmark	1.52%	0.14%	2.43%	6.39%	7.09%	7.85%

FUND DESCRIPTION

Fund Manager Name	No of Funds Managed		
	Equity	Debt	Balanced
Mr. Devesh R Dokwal	6	0	8
Mr. Raghavan Mj	11	10	8
Launch Date	16-Jul-09		
Benchmark	Nifty 50 (10%) CompBex (90%)		
Risk Profile	Low		
NAV as on 30-Apr-26	40.0891		
Modified Duration	4.72		

This fund option is available under SBI Life - Kalyan ULIP Plus (UIN:111L079V01) (withdrawn product) & SBI Life - Kalyan ULIP (UIN:111L052V01) (withdrawn product)

ASSET CATEGORY

Equity	% of AUM
HDFC Bank Ltd.	1.06%
ICICI Bank Ltd	1.05%
Reliance Industries Ltd.	0.98%
Bharti Airtel Ltd.	0.68%
Larsen & Toubro Ltd.	0.56%
Tenneco Clean Air India Limited	0.56%
Axis Bank Ltd.	0.51%
Kotak PSU Bank ETF	0.45%
Kotak Mahindra Bank Ltd. Fv-1	0.36%
Infosys Limited	0.33%
Others	7.19%
Total	13.71%

Corporate Debt	% of AUM
7.08% Bajaj Housing Finance Limited B & D 12-06-2030 32 Trn 10 Opt I	5.24%
8.90% Bharti Telecom Limited B & D 05-11-2031 Xxii	4.62%
8.24% MAHINDRA & MAHINDRA FINANCIAL SERVICES LIMITED B & D 06-10-2031	4.47%
7.44% Nabard B & D 24-02-2028 25C-R2	4.47%
7.24% PFC B & D 17-02-2031 Bs 258B	4.41%
8.25% Sbi Cards And Payment Services Limited B & D 08-08-2034	3.64%
8.78% MUTHOOT FINANCE LIMITED B & D 04-10-2029 38-A OPT I	3.61%
7.97% MANKIND PHARMA LTD. B & D 16-11-2027	3.59%
7.76% Fed Bank B & D 12-11-2034 I	3.52%
Total	37.57%

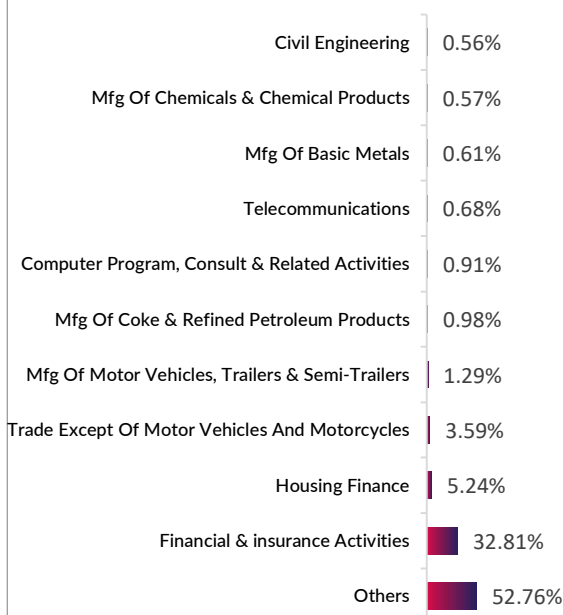
Government Securities	% of AUM
6.48% Goi Cg 06-10-2035	30.19%
6.68% Goi Cg 07-07-2040	4.22%
6.79% GOI CG 07-10-2034	2.64%
7.18% GOI CG 24-07-2037	0.99%
6.54% GOI CG 17-01-2032	0.09%

Total 38.14%

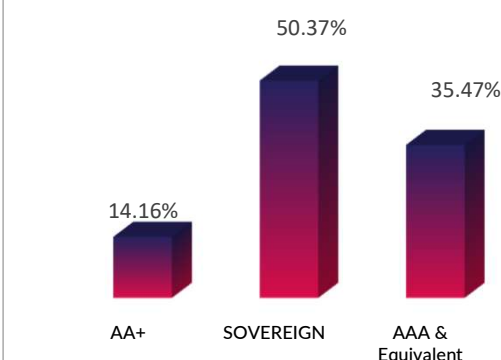
Money Market 10.58%

Grand Total 100%

TOP 10 INDUSTRY SECTOR



DEBT RATING PROFILE



¹ Debt fund manager, managing debt portion of Equity, Debt and Balanced oriented fund.
² Equity fund manager, managing equity portion of Equity, Debt and Balanced oriented fund.

*i) Returns less than or equal to one year are absolute returns. Returns greater than a year are in terms of Compound Annual Growth Rate (CAGR) is expressed as a percentage rounded to the nearest 0.1%.
 ii) Past performance of any of the funds is not indicative of their future performance.

GROUP GROWTH PLUS FUND (ULGF005250909GRPGRT+FND111) as on 30 April 2026

INVESTMENT OBJECTIVE: To provide long term capital appreciation through investment primarily in equity & equity related instrument.

Assets Mix (In %)	Min	Max	Actual	AUM (In Crs)
Equity	35	60	48.22	1.22
Debt	25	65	35.79	0.90
Money Market	0	40	15.98	0.40
Total			100	2.52

FUND PERFORMANCE*

Returns	1 Mth	6 Mths	1 yr	2 yrs	3 yrs	Inception
Group Growth Plus Fund	4.34%	-3.39%	0.71%	5.30%	8.86%	10.96%
Benchmark	3.81%	-2.48%	1.09%	5.27%	8.35%	8.95%

FUND DESCRIPTION

Fund Manager Name	No of Funds Managed		
	Equity	Debt	Balanced
Mr. Devesh R Dokwal	6	0	8
Mr. Raghavan Mj	11	10	8
Launch Date	25-Sep-09		
Benchmark	Nifty 50 (45%) CompBex (55%)		
Risk Profile	High		
NAV as on 30-Apr-26	56.2339		
Modified Duration	5.09		

This fund option is available under SBI Life - Kalyan ULIP Plus (UIN:111L079V01) (withdrawn product) & SBI Life - Kalyan ULIP (UIN:111L052V01) (withdrawn product)

ASSET CATEGORY

Equity	% of AUM
ICICI Bank Ltd	4.04%
HDFC Bank Ltd.	3.79%
Reliance Industries Ltd.	3.49%
Bharti Airtel Ltd.	2.46%
Larsen & Toubro Ltd.	2.29%
Axis Bank Ltd.	1.92%
Infosys Limited	1.87%
Kotak PSU Bank ETF	1.68%
Mahindra & Mahindra Ltd.	1.41%
Kotak Mahindra Bank Ltd. Fv-1	1.25%
Others	24.02%
Total	48.22%

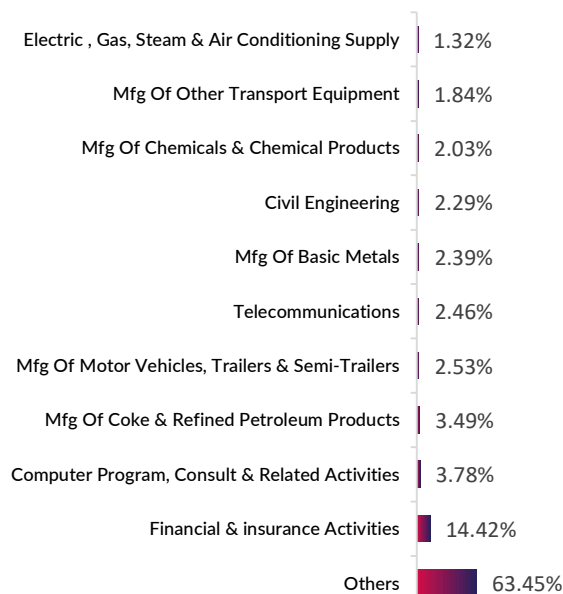
Government Securities	% of AUM
7.18% GOI CG 24-07-2037	35.79%

Total	35.79%
--------------	---------------

Money Market	15.98%
---------------------	---------------

Grand Total	100%
--------------------	-------------

TOP 10 INDUSTRY SECTOR



DEBT RATING PROFILE

100.00%



SOVEREIGN

i) Debt fund manager, managing debt portion of Equity, Debt and Balanced oriented fund.
ii) Equity fund manager, managing equity portion of Equity, Debt and Balanced oriented fund.

*i) Returns less than or equal to one year are absolute returns. Returns greater than a year are in terms of Compound Annual Growth Rate (CAGR) is expressed as a percentage rounded to the nearest 0.1%.
ii) Past performance of any of the funds is not indicative of their future performance.

GROUP BALANCED PLUS FUND (SFIN - ULGF002160709GRPBAL+FND111) as on 30 April 2026

INVESTMENT OBJECTIVE: To provide a balance between long term capital appreciation and current income through a blend of investment in equity/ equity

Assets Mix (In %)	Min	Max	Actual	AUM (In Crs)
Equity	20	35	28.77	2.99
Debt	40	80	64.54	6.70
Money Market	0	40	6.70	0.70
Total			100	10.39

FUND PERFORMANCE*

Returns	1 Mth	6 Mths	1 yr	2 yrs	3 yrs	Inception
Group Balanced Plus Fund	2.72%	-1.81%	1.23%	5.49%	7.81%	9.75%
Benchmark	2.50%	-0.98%	1.88%	5.94%	7.65%	8.51%

FUND DESCRIPTION

Fund Manager Name	No of Funds Managed		
	Equity	Debt	Balanced
Mr. Devesh R Dokwal	6	0	8
Mr. Raghavan Mj	11	10	8
Launch Date	16-Jul-09		
Benchmark	Nifty 50 (25%) CompBex (75%)		
Risk Profile	Medium to High		
NAV as on 30-Apr-26	47.7690		
Modified Duration	5.88		

This fund option is available under SBI Life - Kalyan ULIP Plus (UIN:111L079V01) (withdrawn product) & SBI Life - Kalyan ULIP (UIN:111L052V01) (withdrawn product)

ASSET CATEGORY

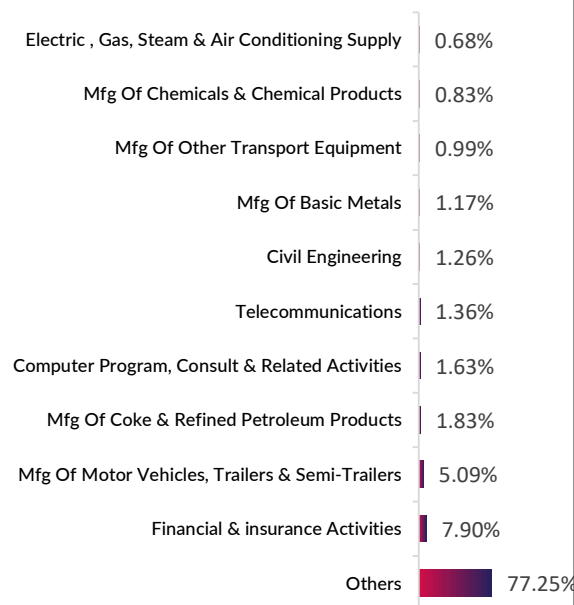
Equity	% of AUM
Tenneco Clean Air India Limited	3.59%
HDFC Bank Ltd.	2.11%
ICICI Bank Ltd	2.08%
Reliance Industries Ltd.	1.83%
Bharti Airtel Ltd.	1.36%
Larsen & Toubro Ltd.	1.26%
Axis Bank Ltd.	0.97%
Kotak PSU Bank ETF	0.88%
Mahindra & Mahindra Ltd.	0.73%
Kotak Mahindra Bank Ltd. Fv-1	0.69%
Others	13.27%
Total	28.77%

Government Securities	% of AUM
7.18% GOI CG 14-08-2033	26.76%
7.18% GOI CG 24-07-2037	24.15%
6.48% GoI Cg 06-10-2035	9.27%
6.90% GoI Cg 15-04-2065	4.36%
Total	64.54%

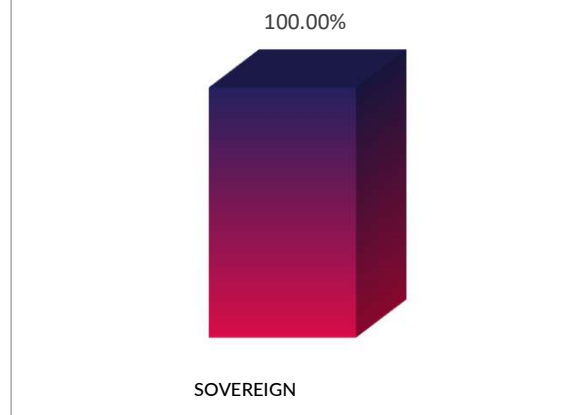
Money Market	6.70%
---------------------	--------------

Grand Total	100%
--------------------	-------------

TOP 10 INDUSTRY SECTOR



DEBT RATING PROFILE




i) Debt fund manager, managing debt portion of Equity, Debt and Balanced oriented fund.
 ii) Equity fund manager, managing equity portion of Equity, Debt and Balanced oriented fund.

*i) Returns less than or equal to one year are absolute returns. Returns greater than a year are in terms of Compound Annual Growth Rate (CAGR) is expressed as a percentage rounded to the nearest 0.1%.
 ii) Past performance of any of the funds is not indicative of their future performance.



GROUP SHORT TERM PLUS FUND (SFIN - ULGF007180711GRPSHT+FND111) as on 30 April 2026
INVESTMENT OBJECTIVE: To provide suitable returns through low risk investment with no exposure in the equity market.

Assets Mix (In %)	Min	Max	Actual	AUM (In Crs)
Debt	25	100	0.00	0.00
Money Market	0	75	0.00	0.00
Total			0.00	0.00

FUND DESCRIPTION

Fund Manager Name	No of Funds Managed		
	Equity	Debt	Balanced
 Mr. Raghavan Mj	11	10	8
Launch Date	18-Jun-11		
Benchmark	Crisil CompBex		
Risk Profile	Low		
NAV as on 30-Apr-26	22.8132		
Modified Duration	0.00		

This fund option is available under SBI Life - Kalyan ULIP Plus (UIN:111L079V01) (withdrawn product) & SBI Life - Kalyan ULIP (UIN:111L052V01) (withdrawn product)

 Debt fund manager, managing debt portion of Equity, Debt and Balanced oriented fund.
 Equity fund manager, managing equity portion of Equity, Debt and Balanced oriented fund.

*i) Returns less than or equal to one year are absolute returns. Returns greater than a year are in terms of Compound Annual Growth Rate (CAGR) is expressed as a percentage rounded to the nearest 0.1%.
ii) Past performance of any of the funds is not indicative of their future performance.

GROUP DEBT PLUS FUND II (SFIN - ULGF011200913GRDBT+FND2111) as on 30 April 2026

INVESTMENT OBJECTIVE: To provide To provide an accumulation of income through substantial investment in the fixed income instrument.

Assets Mix (In %)	Min	Max	Actual	AUM (In Crs)
Equity	0	20	11.09	34.26
Debt	40	100	73.97	228.48
Money Market	0	40	14.94	46.15
Total			100	308.88

FUND PERFORMANCE*

Returns	1 Mth	6 Mths	1 yr	2 yrs	3 yrs	Inception
Group Debt Plus Fund II	1.73%	-0.25%	1.22%	6.47%	7.13%	8.22%
Benchmark	1.52%	0.14%	2.43%	6.39%	7.09%	8.32%

FUND DESCRIPTION

Fund Manager Name	No of Funds Managed		
	Equity	Debt	Balanced
Mr. Devesh R Dokwal	6	0	8
Mr. Raghavan Mj	11	10	8
Launch Date	31-Mar-14		
Benchmark	Nifty 50 (10%) CompBex (90%)		
Risk Profile	Low to Medium		
NAV as on 30-Apr-26	26.0014		
Modified Duration	5.01		

This fund option is available under SBI Life - Kalyan ULIP Plus (UIN:111L079V03) & SBI Life - Kalyan ULIP Plus (UIN:111L079V02) (withdrawn product)

ASSET CATEGORY

Equity	% of AUM
HDFC Bank Ltd.	0.81%
ICICI Bank Ltd	0.79%
Reliance Industries Ltd.	0.77%
Kotak PSU Bank ETF	0.61%
Larsen & Toubro Ltd.	0.53%
Bharti Airtel Ltd.	0.50%
ICICI Prudential Private Banks Etf Split	0.49%
Infosys Limited	0.39%
Axis Bank Ltd.	0.36%
Bajaj Finance Limitedfv-2Fv-1	0.25%
Others	5.60%
Total	11.09%

Corporate Debt	% of AUM
7.24% PFC B & D 17-02-2031 Bs 258B	6.38%
7.08% Bajaj Housing Finance Limited B & D 12-06-2030 32 Trn 10 Opt I	6.00%
7.60% Torrent Pharmaceuticals Limited B & D 19-01-2029 li	3.20%
7.78% Sundaram Fin B & D 26-03-2031 U 15	2.24%
8.70% REC Limited B & D 28-09-2028 GOI-IV	1.73%
7.49% IRFC B & D 30-05-2027 120	1.297%
Total	20.84%

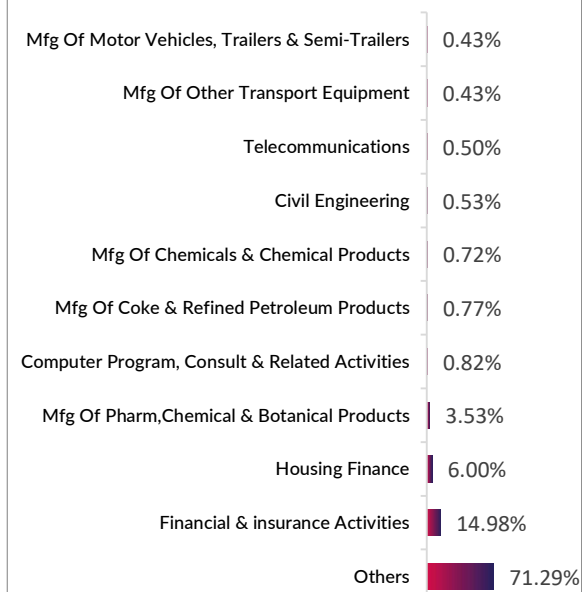
Government Securities	% of AUM
7.18% GOI CG 24-07-2037	14.57%
6.48% Goi Cg 06-10-2035	10.91%
6.79% GOI CG 07-10-2034	8.28%
6.68% Goi Cg 07-07-2040	7.63%
7.18% GOI CG 14-08-2033	6.87%
7.54% GOI CG 23-05-2036	1.67%
7.30% GOI CG 19-06-2053	1.57%
7.23% Goi Cg 15-04-2039	0.97%
7.25% GOI CG 12-06-2063	0.61%
7.26% GOI CG 22-08-2032	0.05%

Total	53.13%
--------------	---------------

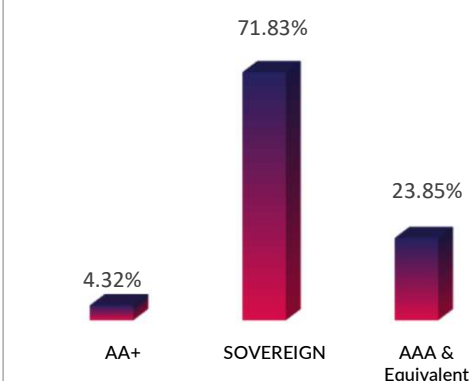
Money Market	14.94%
---------------------	---------------

Grand Total	100%
--------------------	-------------

TOP 10 INDUSTRY SECTOR



DEBT RATING PROFILE



Debt fund manager, managing debt portion of Equity, Debt and Balanced oriented fund.
Equity fund manager, managing equity portion of Equity, Debt and Balanced oriented fund.

*i) Returns less than or equal to one year are absolute returns. Returns greater than a year are in terms of Compound Annual Growth Rate (CAGR) is expressed as a percentage rounded to the nearest 0.1%.
ii) Past performance of any of the funds is not indicative of their future performance.

GROUP BALANCED PLUS FUND II (SFIN - ULGF010200913GRBAL+FND2111) as on 30 April 2026

INVESTMENT OBJECTIVE: To provide a balance between long term capital appreciation and current income through a blend of investment in equity/ equity

Assets Mix (In %)	Min	Max	Actual	AUM (In Crs)
Equity	20	35	26.99	279.41
Debt	40	80	65.66	679.65
Money Market	0	40	7.35	76.11
Total			100	1,035.17

FUND PERFORMANCE*

Returns	1 Mth	6 Mths	1 yr	2 yrs	3 yrs	Inception
Group Balanced Plus Fund II	2.62%	-1.70%	1.37%	6.18%	8.04%	8.72%
Benchmark	2.50%	-0.98%	1.88%	5.94%	7.65%	8.50%

FUND DESCRIPTION

Fund Manager Name	No of Funds Managed		
	Equity	Debt	Balanced
Mr. Devesh R Dokwal	6	0	8
Mr. Raghavan Mj	11	10	8
Launch Date	14-Oct-14		
Benchmark	Nifty 50 (25%) CompBex (75%)		
Risk Profile	Medium to High		
NAV as on 30-Apr-26	26.2774		
Modified Duration	5.40		

This fund option is available under SBI Life - Kalyan ULIP Plus (UIN:111L079V03) & SBI Life - Kalyan ULIP Plus (UIN:111L079V02) (withdrawn product)

ASSET CATEGORY

Equity	% of AUM
HDFC Bank Ltd.	2.00%
ICICI Bank Ltd	1.94%
Reliance Industries Ltd.	1.89%
Bharti Airtel Ltd.	1.28%
Larsen & Toubro Ltd.	1.13%
ICICI Prudential Private Banks Etf Split	1.13%
Kotak PSU Bank ETF	0.86%
Axis Bank Ltd.	0.80%
Infosys Limited	0.77%
Bajaj Finance Limitedfv-2Fv-1	0.56%
Others	14.63%
Total	26.99%

Corporate Debt	% of AUM
7.55% IRFC B & D 06-11-2029 143	3.86%
7.69% LIC Housing Fin B & D 06-02-2034 437	2.89%
7.48% Nabard B & D 15-09-2028 25G	2.89%
7.74% Lic Housing Fin B & D 11-02-2028	2.41%
7.44% PFC B & D 15-01-2030 247 A	2.41%
7.45% Torrent Pharmaceuticals Limited B & D 19-01-2028 I	2.40%
7.10% Bajaj Housing Finance Limited B & D 16-10-2028 33	2.37%
6.87% Rec Limited B & D 31-05-2030 247 A	2.35%
7.65% Lic Housing Fin B & D 19-08-2031 446	2.11%
8.85% Muthoot Finance Limited B & D 07-12-2026 29-A Opt I	1.94%
Others	7.21%
Total	32.85%

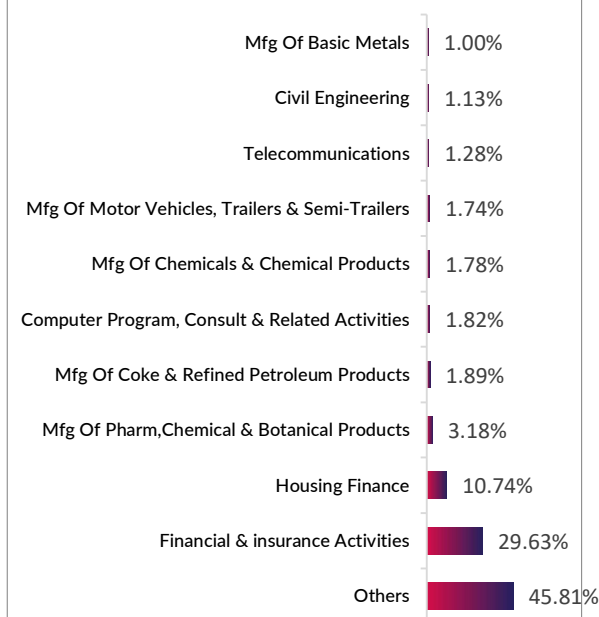
Government Securities	% of AUM
7.24% Goi Cg 18-08-2055	11.59%
6.68% Goi Cg 07-07-2040	8.20%
6.48% Goi Cg 06-10-2035	6.98%
7.47% Karnataka Sdl 25-08-2036 Sgs	2.38%
6.36% Goi Cg 16-02-2031	1.90%
6.90% Goi Cg 15-04-2065	1.75%

Total	32.81%
--------------	---------------

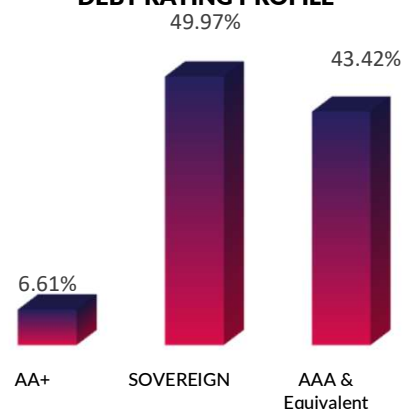
Money Market	7.35%
---------------------	--------------

Grand Total	100%
--------------------	-------------

TOP 10 INDUSTRY SECTOR



DEBT RATING PROFILE



* Debt fund manager, managing debt portion of Equity, Debt and Balanced oriented fund.
 * Equity fund manager, managing equity portion of Equity, Debt and Balanced oriented fund.

*i) Returns less than or equal to one year are absolute returns. Returns greater than a year are in terms of Compound Annual Growth Rate (CAGR) is expressed as a percentage rounded to the nearest 0.1%.
 ii) Past performance of any of the funds is not indicative of their future performance.

GROUP GROWTH PLUS FUND II (ULGF009200913GRGRT+FND2111) as on 30 April 2026

INVESTMENT OBJECTIVE: To provide long term capital appreciation through investment primarily in equity & equity related instrument.

Assets Mix (In %)	Min	Max	Actual	AUM (In Crs)
Equity	35	60	48.27	132.25
Debt	25	65	47.52	130.21
Money Market	0	40	4.20	11.52
Total			100	273.97

FUND PERFORMANCE*

Returns	1 Mth	6 Mths	1 yr	2 yrs	3 yrs	Inception
Group Growth Plus Fund II	3.96%	-2.98%	1.70%	5.64%	9.09%	9.08%
Benchmark	3.81%	-2.48%	1.09%	5.27%	8.35%	8.51%

FUND DESCRIPTION

Fund Manager Name	No of Funds Managed		
	Equity	Debt	Balanced
Mr. Devesh R Dokwal	6	0	8
Mr. Raghavan Mj	11	10	8
Launch Date	04-Mar-15		
Benchmark	Nifty 50 (45%) CompBex (55%)		
Risk Profile	High		
NAV as on 30-Apr-26	26.3994		
Modified Duration	5.27		

This fund option is available under SBI Life - Kalyan ULIP Plus (UIN:111L079V03) & SBI Life - Kalyan ULIP Plus (UIN:111L079V02) (withdrawn product)

ASSET CATEGORY

Equity	% of AUM
HDFC Bank Ltd.	3.63%
ICICI Bank Ltd	3.36%
Reliance Industries Ltd.	3.34%
Larsen & Toubro Ltd.	2.38%
Bharti Airtel Ltd.	2.23%
ICICI Prudential Private Banks Etf Split	2.19%
Kotak PSU Bank ETF	1.65%
Infosys Limited	1.51%
Axis Bank Ltd.	1.51%
Bajaj Finance Limitedfv-2Fv-1	1.05%
Others	25.43%
Total	48.27%

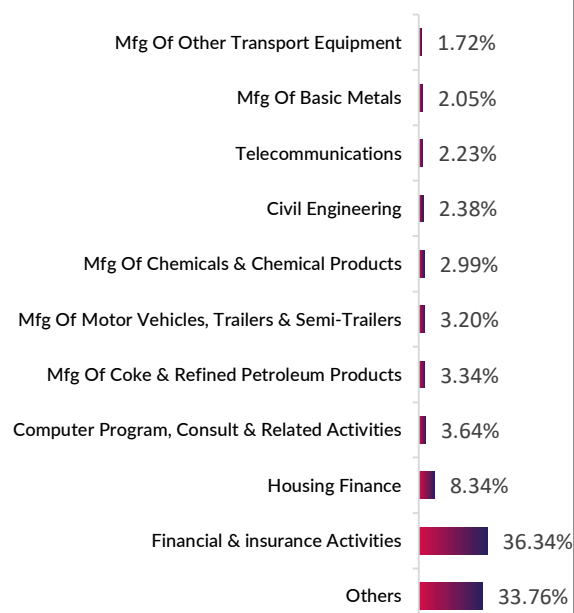
Corporate Debt	% of AUM
7.48% Nabard B & D 15-09-2028 25G	7.27%
7.69% LIC Housing Fin B & D 06-02-2034 437	5.47%
7.55% IRFC B & D 06-11-2029 143	3.65%
8.85% Muthoot Finance Limited B & D 07-12-2026 29-A Opt I	1.84%
7.68% PFC B & D 15-07-2030 201	1.83%
7.70% Hdfc Bank B & D 16-05-2028 Us-003	1.82%
6.60% Rec Limited B & D 30-06-2027 250-A	1.81%
7.32% Rec Limited B & D 28-02-2035 245-B	1.78%
7.50% Bajaj Housing Finance Limited B & D 09-04-2035	1.78%
7.65% Lic Housing Fin B & D 19-08-2031 446	1.09%
Others	0.04%
Total	28.38%

Government Securities	% of AUM
7.24% Goi Cg 18-08-2055	7.01%
6.68% Goi Cg 07-07-2040	5.16%
6.36% Goi Cg 16-02-2031	1.80%
6.28% Goi Cg 14-07-2032	1.77%
6.48% Goi Cg 06-10-2035	1.76%
6.90% Goi Cg 15-04-2065	1.65%
Total	19.15%

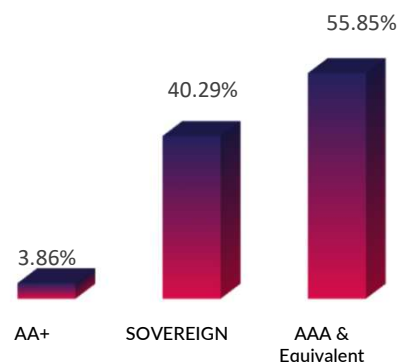
Money Market	4.20%
---------------------	--------------

Grand Total	100%
--------------------	-------------

TOP 10 INDUSTRY SECTOR



DEBT RATING PROFILE



i) Debt fund manager, managing debt portion of Equity, Debt and Balanced oriented fund.
 ii) Equity fund manager, managing equity portion of Equity, Debt and Balanced oriented fund.

*i) Returns less than or equal to one year are absolute returns. Returns greater than a year are in terms of Compound Annual Growth Rate (CAGR) is expressed as a percentage rounded to the nearest 0.1%.
 ii) Past performance of any of the funds is not indicative of their future performance.

GROUP SHORT TERM PLUS FUND II (SFIN - ULGF013200913GRSHT+FND2111) as on 30 April 2026

INVESTMENT OBJECTIVE: To provide suitable returns through low risk investment with no exposure in the equity market.

Assets Mix (In %)	Min	Max	Actual	AUM (In Crs)
Debt	25	100	79.59	15.45
Money Market	0	75	20.41	3.96
Total			100	19.41

FUND PERFORMANCE*

Returns	1 Mth	6 Mths	1 yr	2 yrs	3 yrs	Inception
Group Short Term Plus Fund II	0.96%	0.81%	2.02%	7.00%	7.10%	7.12%
Benchmark	0.87%	0.87%	2.78%	6.67%	6.69%	7.29%


FUND DESCRIPTION

Fund Manager Name	No of Funds Managed		
	Equity	Debt	Balanced
Mr. Raghavan Mj	11	10	8
Launch Date	31-Mar-15		
Benchmark	Crisil CompBex		
Risk Profile	Low		
NAV as on 30-Apr-26	21.4523		
Modified Duration	4.32		

This fund option is available under SBI Life - Kalyan ULIP Plus (UIN:111L079V03) & SBI Life - Kalyan ULIP Plus (UIN:111L079V02) (withdrawn product)

ASSET CATEGORY

Government Securities	% of AUM
7.18% GOI CG 14-08-2033	46.87%
6.75% Goi Cg 23-12-2029	16.90%
6.68% Goi Cg 07-07-2040	12.15%
7.72% Tamil Nadu SDL 10-01-2034 SGS	3.67%
Total	79.59%
Money Market	20.41%
Grand Total	100%



Debt fund manager, managing debt portion of Equity, Debt and Balanced oriented fund.
 Equity fund manager, managing equity portion of Equity, Debt and Balanced oriented fund.

*i) Returns less than or equal to one year are absolute returns. Returns greater than a year are in terms of Compound Annual Growth Rate (CAGR) is expressed as a percentage rounded to the nearest 0.1%.
 ii) Past performance of any of the funds is not indicative of their future performance.

GROUP MONEY MARKET PLUS FUND (SFIN - ULGF008030613GRPMNMTFND111) as on 30 April 2026

INVESTMENT OBJECTIVE: The objective of this fund is to park the funds in liquid and safe instruments so as to avoid market risk on a long term basis.

Assets Mix (In %)	Min	Max	Actual	AUM (In Crs)
Money Market	0	100	0.00	0.07
Total			0.00	0.07



FUND PERFORMANCE*

Returns	1 Mth	6 Mths	1 yr	2 yrs	3 yrs	Inception
Group Money Market Plus Fund	11.55%	11.93%	11.93%	5.80%	3.83%	3.92%
Benchmark	0.42%	2.42%	5.30%	6.37%	6.66%	5.90%

FUND DESCRIPTION

Fund Manager Name	No of Funds Managed		
	Equity	Debt	Balanced
Mr. Raghavan Mj	11	10	8
Launch Date	18-Sep-17		
Benchmark	CRISIL T-Bill Index		
Risk Profile	Low		
NAV as on 30-Apr-26	13.9285		
Modified Duration	0.01		

This fund option is available under SBI Life - Kalyan ULIP Plus (UIN:111L079V03) & SBI Life - Kalyan ULIP Plus (UIN:111L079V02) (withdrawn product)

 Debt fund manager, managing debt portion of Equity, Debt and Balanced oriented fund.
 Equity fund manager, managing equity portion of Equity, Debt and Balanced oriented fund.

*i) Returns less than or equal to one year are absolute returns. Returns greater than a year are in terms of Compound Annual Growth Rate (CAGR) is expressed as a percentage rounded to the nearest 0.1%.
 ii) Past performance of any of the funds is not indicative of their future performance.


GROUP STO PLUS FUND II (SFIN - ULGF012200913GRSTOPLUS2111) as on 30 April 2026
INVESTMENT OBJECTIVE: The objective of this fund is to park the funds in liquid The objective of this fund is to park the funds in liquid and safe instruments for

Assets Mix (In %)	Min	Max	Actual	AUM (In Crs)
Money Market	0	100	0.00	0.02
Total			0.00	0.02

FUND PERFORMANCE*


Returns	1 Mth	6 Mths	1 yr	2 yrs	3 yrs	Inception
Group STO Plus Fund li	0.33%	0.33%	1.09%	0.75%	0.50%	0.38%
Benchmark	0.42%	2.42%	5.30%	6.37%	6.66%	5.84%

FUND DESCRIPTION

Fund Manager Name	No of Funds Managed		
	Equity	Debt	Balanced
 Mr. Raghavan Mj	11	10	8
Launch Date	05-Sep-18		
Benchmark	CRISIL T-Bill Index		
Risk Profile	Low		
NAV as on 30-Apr-26	10.2922		
Modified Duration	0.01		

This fund option is available under SBI Life - Kalyan ULIP Plus (UIN:111L079V03) & SBI Life - Kalyan ULIP Plus (UIN:111L079V02) (withdrawn product)

 Debt fund manager, managing debt portion of Equity, Debt and Balanced oriented fund.

 Equity fund manager, managing equity portion of Equity, Debt and Balanced oriented fund.

**i)* Returns less than or equal to one year are absolute returns. Returns greater than a year are in terms of Compound Annual Growth Rate (CAGR) is expressed as a percentage rounded to the nearest 0.1%.

ii) Past performance of any of the funds is not indicative of their future performance.

SBI Life - Group Retirement Fund – Traditional as on 30 April 2026

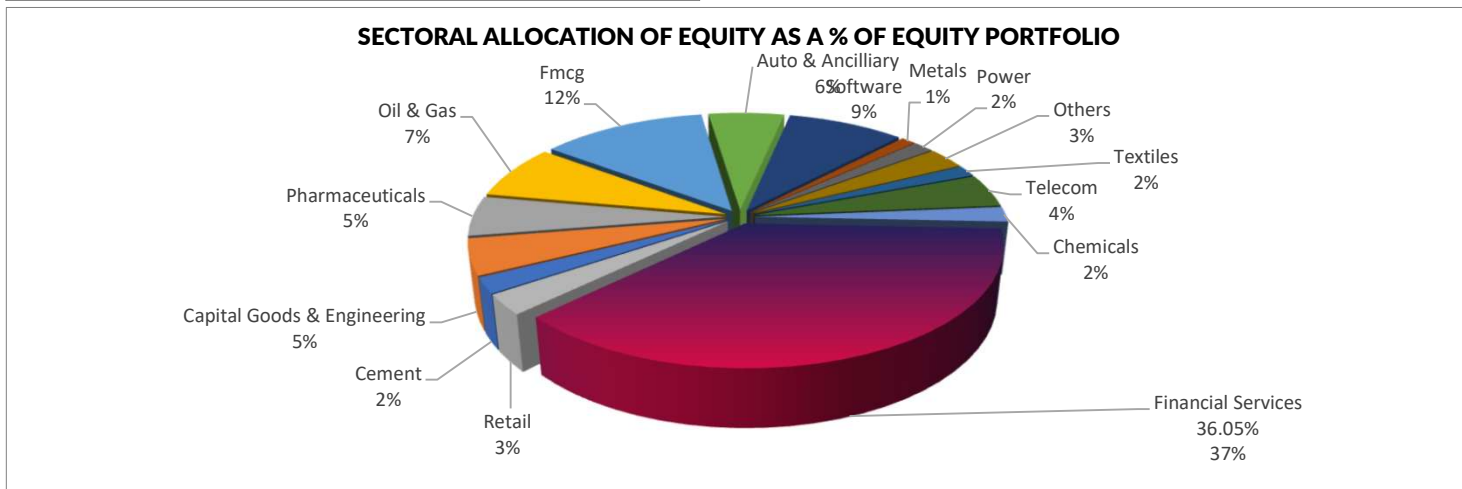
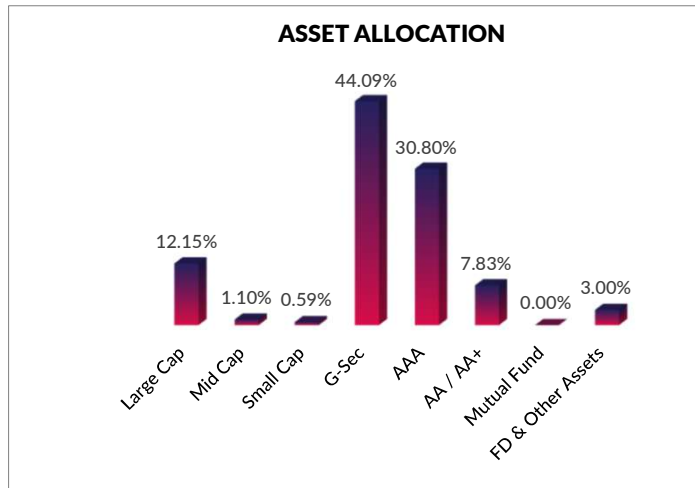

INVESTMENT OBJECTIVE: The investment objective of the Group Retirement Fund is capital protection and to provide optimal return to the policyholders on a

FUND DETAILS

Group Retirement Fund	Yield (p.a.)	
	Min	Max
FY 2025-26	7.32%	7.87%
FY 2024-25	7.32%	7.87%
FY 2023-24	7.10%	7.65%
FY 2022-23	7.40%	7.90%
FY 2021-22	7.30%	7.65%
FY 2020-21	7.15%	7.50%
FY 2019-20	7.50%	7.85%
FY 2018-19	7.85%	8.20%
FY 2017-18	8.25%	8.60%
FY 2016-17	8.10%	8.60%
FY 2015-16	8.75%	9.10%
FY 2014-15	9.00%	9.50%
FY 2013-14	9.00%	9.50%
FY 2012-13	9.00%	9.50%
FY 2011-12	8.75%	9.60%
FY 2010-11	9.00%	9.60%
FY 2009-10	9.00%	9.60%
FY 2008-09	8.15%	9.25%
FY 2007-08	10.00%	11.00%
FY 2006-07	9.50%	10.20%
FY 2005-06	10.80%	11.80%
FY 2004-05	10.17%	11.17%
FY 2003-04	11.50%	12.50%

FUND DESCRIPTION

Launch Date	01-Sep-03
Modified Duration	4.90



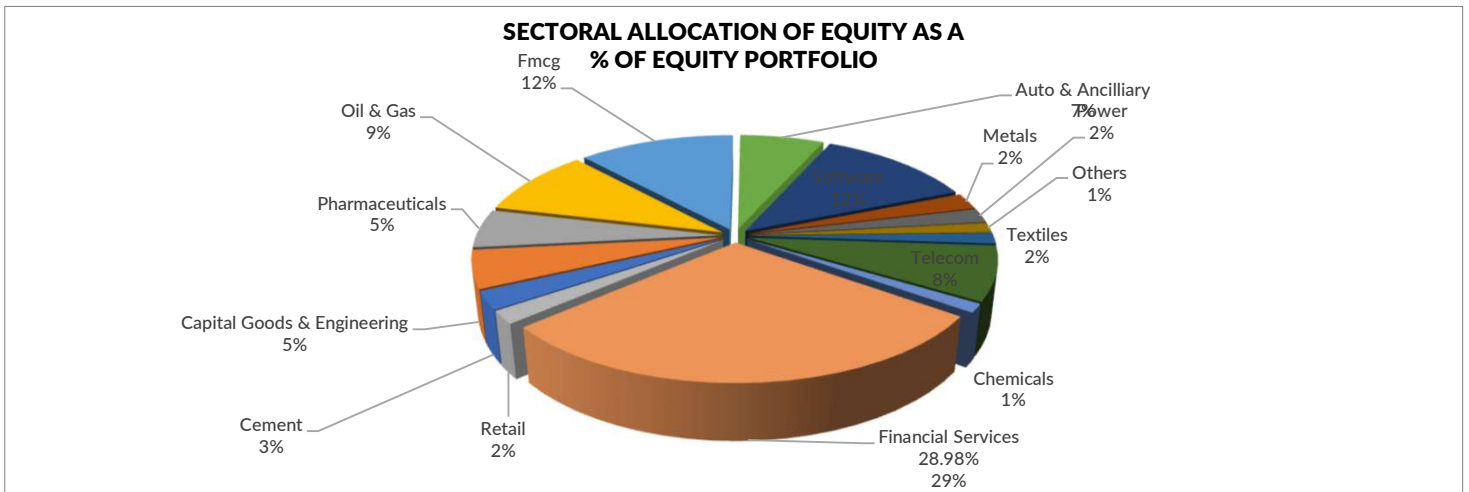
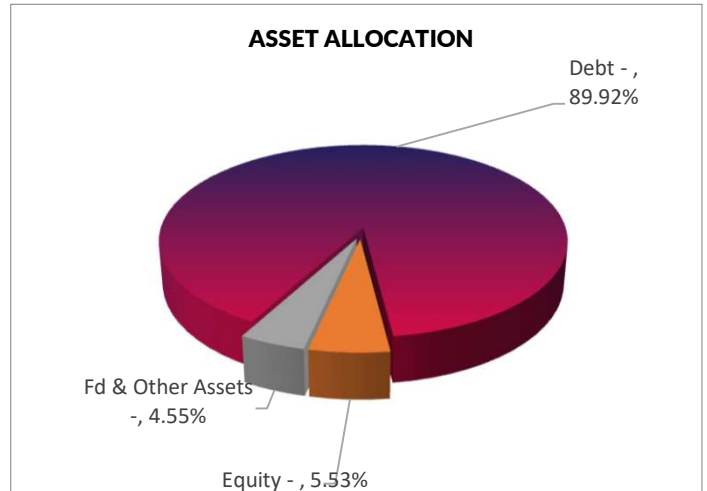
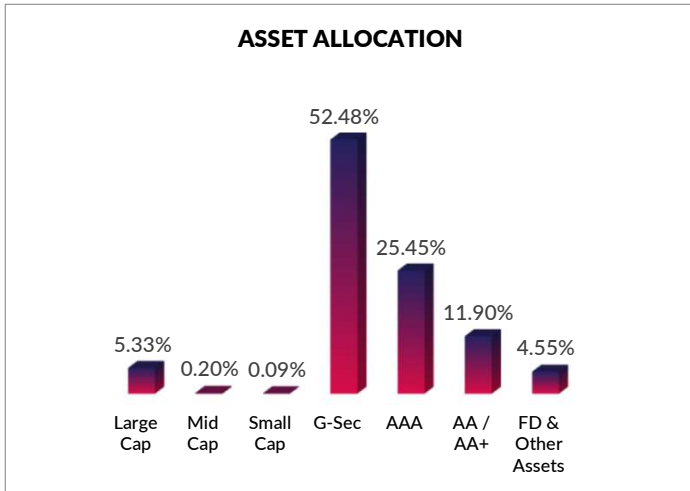
SBI Life – CapAssure Gold Fund – Traditional (SAIN : 111N091V01001) as on 30 April 2026

INVESTMENT OBJECTIVE: The investment objective of the CapAssure Gold Fund is capital protection and to provide optimal return to the policyholders on a

FUND DESCRIPTION

Launch Date	October 2013
Modified Duration	4.95
AUM as on 30-Apr-26	₹ 1297.25 crores

This fund option is available under SBI Life CapAssure Gold (UIN:111N091V01) (withdrawn product)



Past performance of the fund is not indicative of its future performance

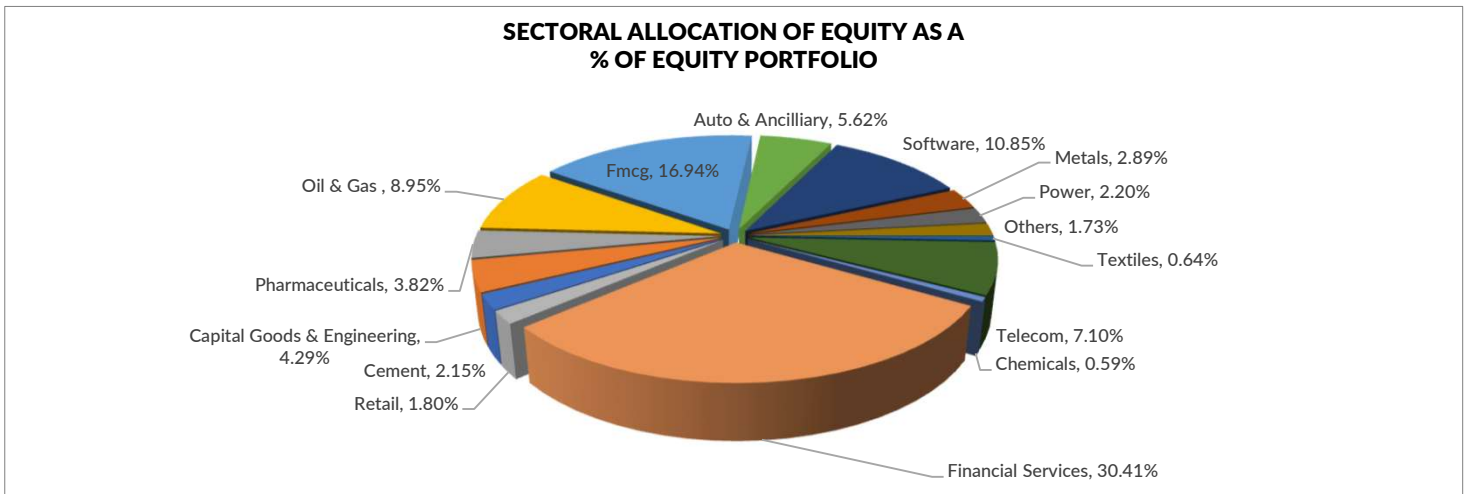
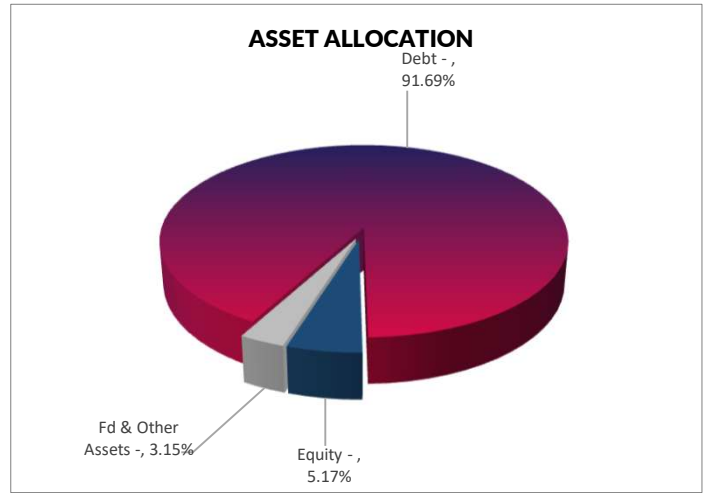
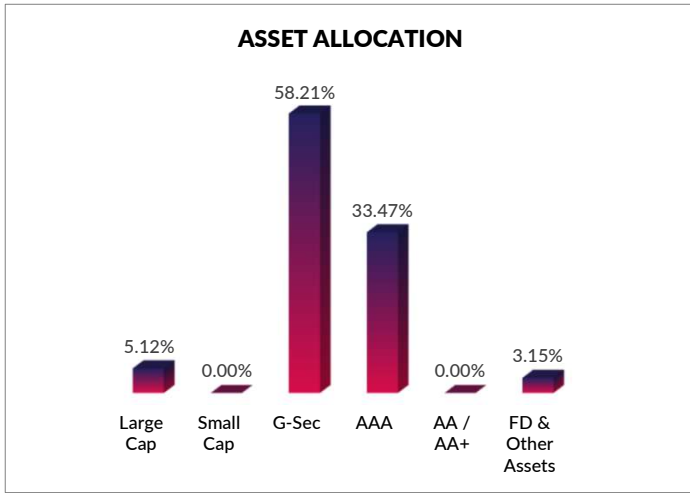
SBI Life – CapAssure Gold Fund II– Traditional (SAIN : 111N091V02004) as on 30 April 2026

INVESTMENT OBJECTIVE The investment objective of the CapAssure Gold Fund II is capital protection and to provide optimal return to the policyholders on a

FUND DESCRIPTION

Launch Date	April 2017
Modified Duration	3.04
AUM as on 30-Apr-26	₹ 119.75 crores

This fund option is available under SBI Life - CapAssure Gold (UIN:111N091V02) (withdrawn product)



Past performance of the fund is not indicative of its future performance

Risk Factors:

- 1. IN UNIT LINKED POLICIES, THE INVESTMENT RISK IN INVESTMENT PORTFOLIO IS BORNE BY THE POLICYHOLDER.**
- 2. Unit Linked Life Insurance products are different from the traditional products and are subject to market risks.**
- 3. Premium paid in unit linked policies are subject to investment risks associated with capital markets and NAVs of the units may go up or down based on the performance of fund and factors influencing the capital market and the insured is responsible for his/her decisions.**
- 4. SBI Life Insurance Co. Ltd. is only the name of the insurance company and the various products offered are only the names of the unit linked life insurance contract and does not in any way indicate the quality of the contract, its future prospects or returns.**
- 5. The various funds offered under SBI Life Unit Linked products are only the names of funds and do not in any way indicate the quality of these funds, their future prospects and returns.**
- 6. Please know the associated risk and applicable charges from your Insurance Advisor or the intermediary or the policy document issued by the insurance company.**
- 7. Funds under Group Linked Insurance products can be surrendered anytime subject to deduction of applicable surrender charges. Please refer to the terms and conditions of your product for further details.**
- 8. "With effect from 1st November 2013, the composition of 'Debt and Money Market Instruments' has been further split in to two separate Asset class 'Debt Instruments' and 'Money Market Instruments' respectively".**
- 9. All benefits payable under this policy are subject to tax laws and other fiscal enactments in-effect from time to time, please consult your tax advisor for details.**
- 10. In case of Retirement Product*, benefits by way of surrender, complete withdrawal or maturity/vesting will be available in the form of annuities except to the extent of commutation of such benefits as allowed under the prevailing Income Tax rules.**

* For Retirement products purchase with effect from January 01, 2014.



BEWARE OF SPURIOUS PHONE CALLS AND FICTIOUS / FRADULENT OFFERS

IRDAI or its officials do not involve in activities like selling insurance policies, announcing bonus or investment of premiums. Public receiving such phone calls are requested to lodge a police complaint.

SBI Life Insurance Company Limited and SBI are separate legal entities.

Trade logo displayed above belongs to State Bank of India and is used by SBI Life under license.

SBI Life Insurance Co. Ltd.

To know more about us

Visit us at www.sbilife.co.in or

Call Toll Free No. 1800 267 9090 (24x7)

Registered Office and Corporate Office: "Natraj", M.V Road & Western Express Highway Junction, Andheri (E), Mumbai-400069

CIN: L99999MH2000PLC129113

Email: info@sbilife.co.in

IRDAI Regn. No. 111

For more details on Risk Factors, Terms & Conditions, please read the sales brochure carefully before concluding a sale