

**EQUITY OPTIMISER PENSION FUND (SFIN - ULIF011210108PEEQOPTFND111) as on 31 March 2026**
**INVESTMENT OBJECTIVE:** To provide equity exposure targeting higher returns through long term capital gains.

Assets Mix (In %)	Min	Max	Actual	AUM (In Crs)
Equity	60	100	81.33	740.03
Debt	0	40	0.00	0.00
Money Market	0	40	18.67	169.89
<b>Total</b>			<b>100</b>	<b>909.92</b>

**FUND PERFORMANCE\***

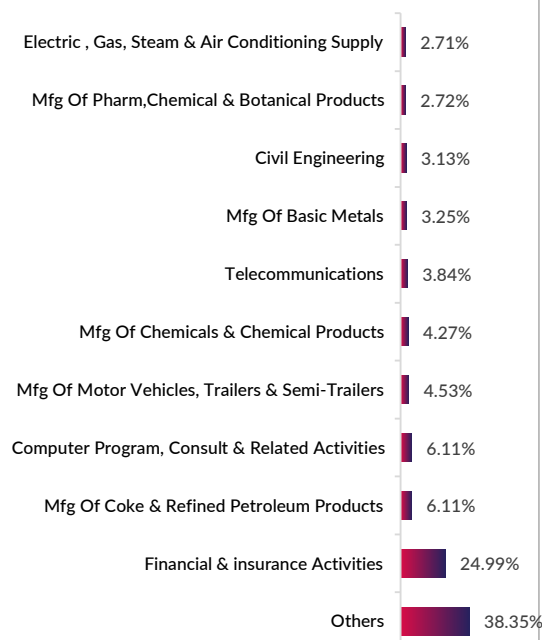
Returns	1 Mth	6 Mths	1 yr	2 yrs	3 yrs	Inception
Equity Optimiser Pension Fund	-9.41%	-9.29%	-3.68%	2.18%	9.74%	9.64%
Benchmark	-9.03%	-6.88%	-2.79%	1.46%	8.51%	7.52%



**ASSET CATEGORY**

Equity	% of AUM
ICICI Bank Ltd	6.45%
HDFC Bank Ltd.	6.34%
Reliance Industries Ltd.	6.11%
Bharti Airtel Ltd.	3.84%
Larsen & Toubro Ltd.	3.13%
Infosys Limited	2.97%
Kotak PSU Bank ETF	2.74%
Axis Bank Ltd.	2.51%
ICICI Prudential Private Banks Etf Split	1.78%
Kotak Mahindra Bank Ltd. Fv-1	1.69%
Others	43.77%
<b>Total</b>	<b>81.33%</b>
<b>Money Market</b>	<b>18.67%</b>
<b>Grand Total</b>	<b>100%</b>

**FUND DESCRIPTION**

Fund Manager Name	No of Funds Managed		
	Equity	Debt	Balanced
Mr. Raghavan Mj	11	10	8
Mr. Devesh R Dokwal	6	0	8
Launch Date	21-Jan-08		
Benchmark	Nifty 50 (80%) LiquiFEX (20%)		
Risk Profile	High		
NAV as on 31-Mar-26	53.4305		
Modified Duration	0.01		

**TOP 10 INDUSTRY SECTOR**


 Debt fund manager, managing debt portion of Equity, Debt and Balanced oriented fund.  
 Equity fund manager, managing equity portion of Equity, Debt and Balanced oriented fund.

\*i) Returns less than or equal to one year are absolute returns. Returns greater than a year are in terms of Compound Annual Growth Rate (CAGR) is expressed as a percentage rounded to the nearest 0.1%.  
 ii) Past performance of any of the funds is not indicative of their future performance.