

# invest care ULIP

In unit linked policies, the investment risk in investment portfolio is borne by the policyholder



September, 2024



UNIT LINKED PRODUCTS FROM SBI LIFE INSURANCE CO. LTD.

# Content

	Page
SBI Life ULIP Funds	3
Individual Fund Performance – Snapshot	4
Equity Fund	5
Bond Fund	6
Growth Fund	7
Balanced Fund	8
Equity Optimiser Fund	9
Index Fund	10
Top 300 Fund	11
P/E Managed Fund	12
Equity Elite Fund	13
Equity Elite II Fund	14
Equity Pension Fund	15
Bond Pension Fund	16
Growth Pension Fund	17
Balanced Pension Fund	18
Equity Optimiser Pension Fund	19
Index Pension Fund	20
Top 300 Pension Fund	21
Money Market Fund	22
Money Market Pension Fund	23
GPF070211 Guaranteed Pension Fund	24
Discontinued Policy Fund	25
Equity Pension Fund II	26
Bond Pension Fund II	27
Money Market Pension Fund II	28
Discontinue Pension Fund	29
Pure Fund	30
Midcap Fund	31
Bond Optimiser Fund	32
Corporate Bond Fund	33
Bluechip Fund	34
Risk Factors	35

SBI Life has a variety of unit linked products with different funds which gives you flexibility to choose your investment pattern to generate market linked returns according to your risk appetite.

### SBI Life ULIP FUNDS\*

Fund Names	Products Invested in Various Funds										
	SBI Life – Smart Power Insurance	SBI Life – Smart Elite	SBI Life – Smart Scholar Plus	SBI Life – Retire Smart	SBI Life – Smart Fortune Builder	SBI Life – Smart Wealth Assure	SBI Life – eWealth Insurance	SBI Life – Smart Privilege Plus	SBI Life – Smart InsureWealth Plus	SBI Life – Saral InsureWealth Plus	SBI Life – Retire Smart Plus
	(UIN: 111L090V02)	(UIN: 111L072V04)	(UIN: 111L144V01)	(UIN: 111L094V03)	(UIN: 111L142V01)	(UIN: 111L077V03)	(UIN: 111L100V03)	(UIN: 111L143V01)	(UIN: 111L125V02)	(UIN: 111L124V02)	(UIN: 111L135V02)
Equity	✓		✓		✓	✓	✓	✓	✓	✓	
Equity Elite II		✓									
Bond	✓	✓	✓		✓	✓	✓	✓			
Money Market	✓	✓	✓		✓	✓	✓	✓	✓		
Growth	✓		✓		✓			✓	✓	✓	
Balanced	✓	✓	✓		✓	✓		✓	✓	✓	
Equity Optimiser	✓		✓		✓			✓	✓	✓	
Top 300	✓		✓		✓			✓			
Equity Pension II				✓							
Bond Pension II				✓							
Money Market Pension II				✓							
Pure Fund	✓	✓	✓		✓	✓		✓	✓	✓	
Midcap Fund		✓			✓	✓		✓	✓	✓	
Bond Optimiser	✓	✓	✓		✓	✓		✓	✓	✓	
Corporate Bond	✓	✓			✓	✓		✓	✓	✓	
Equity Pension											✓
Equity Optimiser Pension											✓
Growth Pension											✓
Bond Pension											✓
Money Market Pension											✓
Top 300 Pension											✓
Balanced Pension											✓
Bluechip			✓		✓			✓			

\* The Unit Linked Insurance Products do not offer any liquidity during the first five years of the contract. The policyholder will not be able to surrender or withdraw the monies invested in Unit Linked Insurance Products completely or partially till the end of the fifth year.

## Individual Fund Performance – Snapshot

Funds	Inception Date	AUM as on 30 September 2024 (₹ in Cr)	Bench marks (BM)	Returns in % (Greater than 1 yr : CAGR Returns) **											
				1 yr		2 yrs		3 yrs		4 yrs		5 yrs		Since Inception	
				Fund	BM	Fund	BM	Fund	BM	Fund	BM	Fund	BM	Fund	BM
Equity	10-Jan-05	80,392.42	NIFTY 50	37.56	31.43	25.82	22.88	15.57	13.57	23.98	23.08	18.18	17.60	16.83	13.89
Equity Pension	15-Jan-07	6,669.25		33.53	31.43	23.48	22.88	14.51	13.57	24.57	23.08	18.33	17.60	12.20	10.53
Equity Pension II	03-Jan-14	12,528.06		31.25	31.43	22.62	22.88	13.82	13.57	23.56	23.08	17.67	17.60	14.75	14.26
Equity Optimiser	21-Jan-08	2,707.89	Nifty 50 (80%) LiquiFE X (20%)	28.76	26.41	21.74	19.70	13.63	12.24	21.40	19.56	15.98	15.41	10.78	8.84
Equity Optimiser Pension	21-Jan-08	651.58		29.38	26.41	22.38	19.70	14.04	12.24	21.42	19.56	17.33	15.41	11.27	8.84
Equity Elite	25-Feb-08	14.40		28.75	26.41	21.84	19.70	16.23	12.24	24.30	19.56	20.11	15.41	14.03	8.90
Equity Elite II	10-Feb-10	13,406.07		27.04	26.41	20.03	19.70	12.84	12.24	19.96	19.56	15.67	15.41	12.02	11.41
Top 300	07-Jan-10	1,938.20		28.18	26.41	20.72	19.70	13.13	12.24	20.83	19.56	17.18	15.41	12.69	10.74
Top 300 Pension	18-Jan-10	545.59		24.84	26.41	18.90	19.70	12.05	12.24	20.07	19.56	16.69	15.41	12.30	10.74
Growth	24-Nov-05	3,137.11	Nifty 50 (70%)	28.53	24.57	20.50	18.54	12.56	11.46	19.13	17.91	15.91	14.74	12.77	11.37
Growth Pension	15-Feb-07	472.42	CompB ex (30%)	28.41	24.57	20.36	18.54	12.39	11.46	19.04	17.91	16.12	14.74	11.97	8.98
Balanced	05-Dec-05	25,151.40	Nifty 50 (50%)	20.73	20.09	15.79	15.65	10.00	9.96	14.24	14.47	12.31	12.66	11.08	10.49
Balanced Pension	21-Feb-07	564.55	CompB ex (50%)	21.83	20.09	16.63	15.65	10.41	9.96	14.67	14.47	13.24	12.66	11.86	9.48
Bond	10-Jan-05	21,320.92	CRISIL CompB ex	9.66	9.27	8.22	8.49	5.57	5.95	5.56	5.92	6.39	6.99	8.16	7.21
Bond Pension	16-Jan-07	456.73		9.75	9.27	8.19	8.49	5.60	5.95	5.52	5.92	6.48	6.99	8.42	7.55
Bond Pension II	03-Jan-14	27,979.25		9.60	9.27	8.24	8.49	5.48	5.95	5.45	5.92	6.16	6.99	7.60	8.29
Index	07-Jan-10	143.62	Nifty 50	32.68	31.43	24.01	22.88	15.06	13.57	20.83	23.08	18.64	17.60	11.65	11.39
Index Pension	18-Jan-10	38.96		32.54	31.43	23.97	22.88	15.07	13.57	24.10	23.08	18.58	17.60	11.99	11.40
Money Market	01-Feb-06	401.79	CRISIL T-	7.18	7.51	6.76	7.18	5.81	6.05	5.19	5.44	5.16	5.45	6.67	6.87
Money Market Pension	20-Mar-08	99.30	Bill Index #	7.15	7.51	6.78	7.18	5.78	6.05	5.17	5.44	5.14	5.45	7.06	6.89
Money Market Pension II	03-Jan-14	1,465.43		6.91	7.51	6.47	7.18	5.53	6.05	4.93	5.44	4.89	5.45	6.12	6.62
Guaranteed Pension Fund (GPF070211)	09-Feb-11	2.49	NA	6.70	NA	6.07	NA	4.37	NA	4.37	NA	5.33	NA	6.63	NA
P/E Managed	08-Sep-10	260.21		21.49	NA	19.26	NA	12.39	NA	15.38	NA	13.86	NA	10.05	NA
Discontinued Policy	11-Apr-11	7,605.17		7.89	NA	7.01	NA	5.34	NA	5.10	NA	5.40	NA	6.41	NA
Discontinue Pension	03-Jan-14	5,011.72		7.87	NA	6.98	NA	5.38	NA	5.14	NA	5.54	NA	6.83	NA
Pure Fund	15-Jun-16	1,245.20		36.52	NA	25.59	NA	15.44	NA	23.70	NA	20.31	NA	14.69	NA
Midcap Fund	15-Jun-16	32,095.00	NIFTY Free Float Midcap 100	52.25	48.39	37.55	40.05	24.27	25.57	33.99	37.19	28.29	30.28	21.44	19.80
Bond Optimiser Fund	24-Jan-19	2,963.58	NIFTY 50 (20%) & CompBEX (80%)	15.49	13.54	12.58	11.35	8.89	7.60	10.13	9.33	10.31	9.34	14.50	9.66
Corporate Bond Fund	24-Jan-19	977.39	Crisil Med term Gilt Index (20%) & Crisil Med term AAA index (80%)	8.16	8.52	7.13	7.75	5.04	5.34	5.37	5.73	6.54	6.95	7.52	7.70
Bluechip Fund	25-Aug-24	392.39	Nifty 100	NA	NA	NA	NA	NA	NA	NA	NA	NA	NA	5.02	3.80

\*\*Past performance of any of the funds above is not indicative of their future performance.  
 # Upto 31st March 2018, benchmark is CRISIL Liquifex & from 1st April 2018 onwards benchmark is CRISIL T-Bill Index.

## EQUITY FUND (SFIN – ULIF001100105EQUITY-FND111) as on 30 September 2024

INVESTMENT OBJECTIVE: To provide high equity exposure targeting higher returns in the long term.

Assets Mix (In %)	Min	Max	Actual	AUM (In Crs)
Equity	80	100	98.56	79,231.98
Debt	0	20	0.26	205.23
Money Market	0	20	1.19	955.20
<b>Total</b>			<b>100</b>	<b>80,392.42</b>

## FUND PERFORMANCE\*

Returns	1 Mth	6 Mths	1 yr	2 yrs	3 yrs	Inception
Equity Fund	2.11%	19.22%	37.56%	25.82%	15.57%	16.83%
Benchmark	2.28%	15.60%	31.43%	22.88%	13.57%	13.89%

## ASSET CATEGORY

Equity	% of AUM
HDFC Bank Ltd.	7.74%
ICICI Bank Ltd	7.66%
Reliance Industries Ltd.	6.40%
Infosys Limited	5.69%
Trent Ltd.	4.38%
ITC Ltd.	3.67%
Tata Consultancy Services Ltd.	3.31%
Mahindra & Mahindra Ltd.	2.94%
Larsen & Toubro Ltd.	2.87%
Bharti Airtel Ltd.	2.85%
Others	51.05%
<b>Total</b>	<b>98.56%</b>

Corporate Debt	% of AUM
SBI Liquid Fund - Direct Plan - Growth	0.25%
Sundaram Liquid Fund	0.01%
<b>Total</b>	<b>0.26%</b>

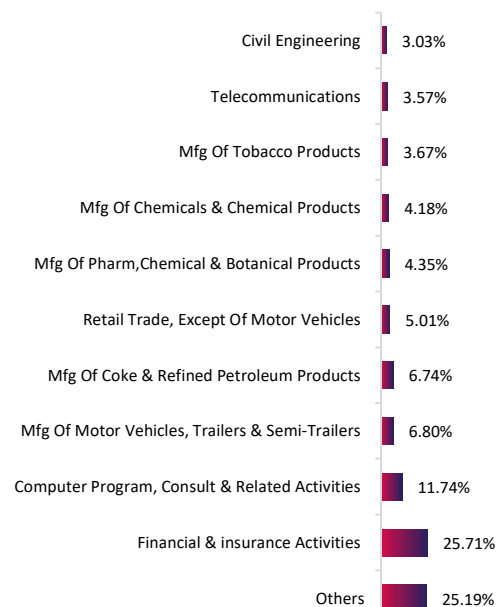
Money Market	1.19%
--------------	-------

<b>Grand Total</b>	<b>100%</b>
--------------------	-------------

## FUND DESCRIPTION

Fund Manager Name	No of Funds Managed		
	Equity	Debt	Balanced
Mr. Gopikrishna Shenoy	1	0	0
Mr. Dharmesh Gandhi	1	0	0
Launch Date	10-Jan-05		
Benchmark	Nifty 50		
Risk Profile	High		
NAV as on 30-Sep-24	215.2646		
Modified Duration	0.00		

## TOP 10 INDUSTRY SECTOR



## DEBT RATING PROFILE



Debt fund manager, managing debt portion of Equity, Debt and Balanced oriented fund.  
 Equity fund manager, managing equity portion of Equity, Debt and Balanced oriented fund.

\*i) Returns less than or equal to one year are absolute returns. Returns greater than a year are in terms of Compound Annual Growth Rate (CAGR) is expressed as a percentage rounded to the nearest 0.1%.  
 ii) Past performance of any of the funds is not indicative of their future performance.

**BOND FUND (SFIN – ULIF002100105BONDULPFND111) as on 30 September 2024**

INVESTMENT OBJECTIVE: To provide relatively safe and less volatile investment option mainly through debt instruments and accumulation of income through investment in fixed income securities.

Assets Mix (In %)	Min	Max	Actual	AUM (In Crs)
Debt	60	100	95.82	20,428.76
Money Market	0	40	4.18	892.16
<b>Total</b>			<b>100</b>	<b>21,320.92</b>

**FUND PERFORMANCE\***

Returns	1 Mth	6 Mths	1 yr	2 yrs	3 yrs	Inception
Bond Fund	1.44%	4.81%	9.66%	8.22%	5.57%	8.16%
Benchmark	1.05%	4.73%	9.27%	8.49%	5.95%	7.21%

**ASSET CATEGORY**

Corporate Debt	% of AUM
8.70% Bharti Telecom Limited B & D 05-12-2025 XIII	1.78%
7.86% HDFC Bank B & D 02-12-2032 Basel III Tier 2	1.51%
7.80% HDFC Bank B & D 03-05-2033 US-002	1.46%
8.03% Tata Steel B & D 27-02-2028	1.42%
7.97% HDFC Bank B & D 17-02-2033 Ab-002	1.37%
7.85% LIC Housing Fin B & D 18-08-2032 424 Opt I	1.34%
7.69% LIC Housing Fin B & D 06-02-2034 437	1.12%
7.36% NBFID B & D 12-08-2044	1.07%
7.64% Axis Bank B & D 07-03-2034 Infra Bond Series 7	0.96%
7.46% REC Limited B & D 30-06-2028 223 B	0.94%
Others	30.99%
<b>Total</b>	<b>43.96%</b>

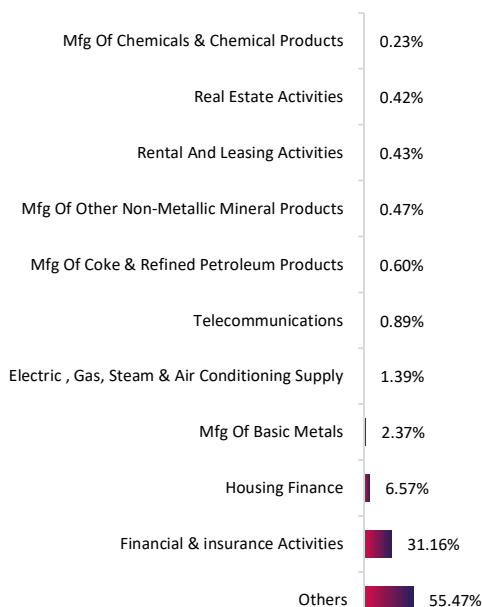
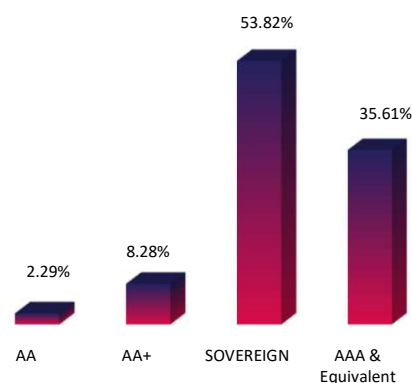
Government Securities	% of AUM
7.30% GOI CG 19-06-2053	19.27%
7.18% GOI CG 24-07-2037	9.42%
7.23% GoI Cg 15-04-2039	7.81%
7.25% GOI CG 12-06-2063	4.05%
7.34% GOI CG 22-04-2064	2.25%
7.54% GOI CG 23-05-2036	1.98%
7.40% GOI CG 19-09-2062	1.07%
7.46% GOI CG 06-11-2073	0.98%
6.54% GOI CG 17-01-2032	0.72%
7.70% Maharashtra SDL 15-11-2033 SGS	0.54%
Others	3.76%
<b>Total</b>	<b>51.86%</b>

Money Market	4.18%
--------------	-------

<b>Grand Total</b>	<b>100%</b>
--------------------	-------------

**FUND DESCRIPTION**

Fund Manager Name	No of Funds Managed		
	Equity	Debt	Balanced
Mr. Nirmal Gandhi	0	1	0
Launch Date	10-Jan-05		
Benchmark	Crisil CompBex		
Risk Profile	Low to Medium		
NAV as on 30-Sep-24	47.0007		
Modified Duration	7.30		

**TOP 10 INDUSTRY SECTOR**

**DEBT RATING PROFILE**


\* Debt fund manager, managing debt portion of Equity, Debt and Balanced oriented fund.  
 \* Equity fund manager, managing equity portion of Equity, Debt and Balanced oriented fund.

\*i) Returns less than or equal to one year are absolute returns. Returns greater than a year are in terms of Compound Annual Growth Rate (CAGR) is expressed as a percentage rounded to the nearest 0.1%.  
 ii) Past performance of any of the funds is not indicative of their future performance.

**GROWTH FUND (SFIN – ULIF003241105GROWTH-FND111) as on 30 September 2024**

INVESTMENT OBJECTIVE: Long-term capital appreciation through investment primarily in equity and equity related instruments with a small part invested in debt and money market for diversification and risk reduction.

Assets Mix (In %)	Min	Max	Actual	AUM (In Crs)
Equity	40	90	75.70	2,374.87
Debt	10	60	23.46	735.97
Money Market	0	40	0.84	26.27
<b>Total</b>			<b>100</b>	<b>3,137.11</b>

**FUND PERFORMANCE\***

Returns	1 Mth	6 Mths	1 yr	2 yrs	3 yrs	Inception
Growth Fund	2.60%	16.28%	28.53%	20.50%	12.56%	12.77%
Benchmark	1.92%	12.36%	24.57%	18.54%	11.46%	11.37%

**ASSET CATEGORY**

Equity	% of AUM
HDFC Bank Ltd.	6.72%
ICICI Bank Ltd	5.63%
Reliance Industries Ltd.	5.02%
Infosys Limited	4.61%
ITC Ltd.	2.75%
Bharti Airtel Ltd.	2.74%
Tata Consultancy Services Ltd.	2.51%
NTPCLimited	2.32%
Axis Bank Ltd.	2.17%
Mahindra & Mahindra Ltd.	1.91%
Others	39.33%
<b>Total</b>	<b>75.70%</b>

Corporate Debt	% of AUM
7.95% LIC Housing Fin B & D 21-02-2033 430	0.82%
7.77% HDFC Bank B & D 28-06-2027 AA-008	0.80%
7.95% LIC Housing Fin B & D 29-01-2028 359	0.54%
8.05% NTPCLimited B & D 05-05-2026 Sr 60	0.48%
8.30% IRFC B & D 25-03-2029 134	0.33%
7.97% HDFC Bank B & D 17-02-2033 Ab-002	0.33%
8.70% Bharti Telecom Limited B & D 05-12-2025 XIII	0.32%
8.40% IRFC B & D 08-01-2029 130	0.23%
8.27% REC Limited B & D 06-02-2025 130	0.19%
7.54% REC Limited B & D 30-12-2026 142	0.16%
Others	0.14%
<b>Total</b>	<b>4.34%</b>

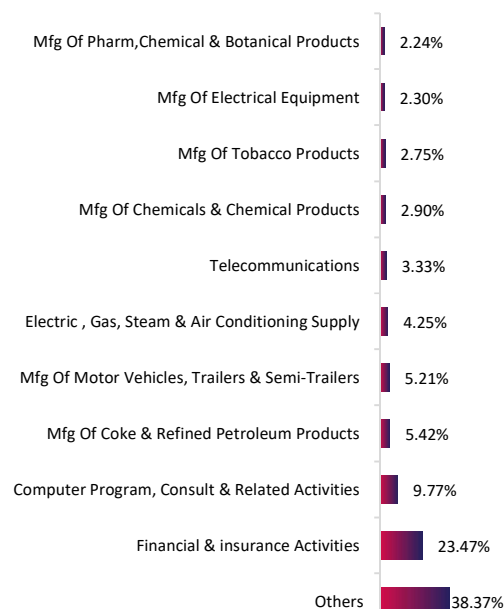
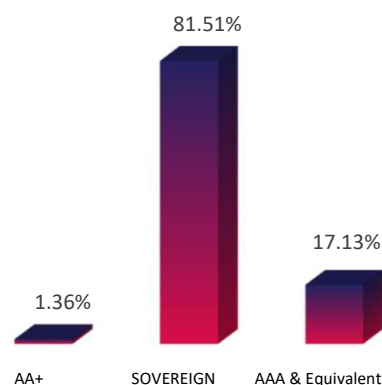
Government Securities	% of AUM
7.18% GOI CG 24-07-2037	14.15%
6.83% Karnataka SDL 08-12-2031	0.79%
7.18% GOI CG 14-08-2033	0.79%
7.80% Tamil Nadu SDL 27-07-2032	0.50%
7.23% GoI Cg 15-04-2039	0.50%
7.30% GOI CG 19-06-2053	0.47%
7.50% GOI CG 10-08-2034	0.44%
7.26% GOI CG 22-08-2032	0.35%
6.67% GOI CG 17-12-2050	0.31%
8.00% GOI Oil BD 23-03-2026	0.19%
Others	0.66%
<b>Total</b>	<b>19.12%</b>

Money Market	0.84%
--------------	-------

<b>Grand Total</b>	<b>100%</b>
--------------------	-------------

**FUND DESCRIPTION**

Fund Manager Name	No of Funds Managed		
	Equity	Debt	Balanced
Mr. Raghavan MJ	12	10	8
Mr. Gopal Nawandhar	3	0	0
Launch Date	24-Nov-05		
Benchmark	Nifty 50 (70%) CompBex (30%)		
Risk Profile	Medium to High		
NAV as on 30-Sep-24	96.5180		
Modified Duration	6.80		

**TOP 10 INDUSTRY SECTOR**

**DEBT RATING PROFILE**


Debt fund manager, managing debt portion of Equity, Debt and Balanced oriented fund.  
 Equity fund manager, managing equity portion of Equity, Debt and Balanced oriented fund.

\*1) Returns less than or equal to one year are absolute returns. Returns greater than a year are in terms of Compound Annual Growth Rate (CAGR) is expressed as a percentage rounded to the nearest 0.1%.  
 ii) Past performance of any of the funds is not indicative of their future performance.

**BALANCED FUND (SFIN – ULIF004051205BALANCFDND111) as on 30 September 2024**

INVESTMENT OBJECTIVE: To provide accumulation of income through investment in both equities and fixed income securities with an attempt to maintain a suitable balance between return and safety.

Assets Mix (In %)	Min	Max	Actual	AUM (In Crs)
Equity	40	60	52.02	13,083.77
Debt	20	60	45.56	11,458.20
Money Market	0	40	2.42	609.42
<b>Total</b>			<b>100</b>	<b>25,151.40</b>

**FUND PERFORMANCE\***

Returns	1 Mth	6 Mths	1 yr	2 yrs	3 yrs	Inception
Balance Fund	1.84%	10.72%	20.73%	15.79%	10.00%	11.08%
Benchmark	1.67%	10.18%	20.09%	15.65%	9.96%	10.49%

**ASSET CATEGORY**

Equity	% of AUM
HDFC Bank Ltd.	4.36%
ICICI Bank Ltd	4.03%
Reliance Industries Ltd.	3.49%
Infosys Limited	3.36%
Bharti Airtel Ltd.	2.29%
ITC Ltd.	2.03%
Larsen & Toubro Ltd.	1.93%
Tata Consultancy Services Ltd.	1.75%
NTPCLimited	1.65%
Mahindra & Mahindra Ltd.	1.45%
Others	25.69%
<b>Total</b>	<b>52.02%</b>

Corporate Debt	% of AUM
7.65% National Bank For Financing Infrastructure & Development B & D 22-12-	1.04%
7.87% Bajaj Finance Limited B & D 08-02-2034 288 Trn-10 Opt I	0.98%
8.70% Bharti Telecom Limited B & D 05-12-2025 XIII	0.83%
7.36% NBFID B & D 12-08-2044	0.81%
7.60% PFC B & D 25-08-2033 BS 233C	0.71%
7.75% LIC Housing Fin B & D 23-11-2027 353	0.68%
6.69% NTPCLIMITED B & D 13-09-2031 75	0.66%
8.03% Tata Steel B & D 27-02-2028	0.64%
7.90% LIC Housing Fin B & D 23-06-2027 421	0.58%
6.87% NTPCLIMITED B & D 21-04-2036 74	0.44%
Others	17.18%
<b>Total</b>	<b>24.56%</b>

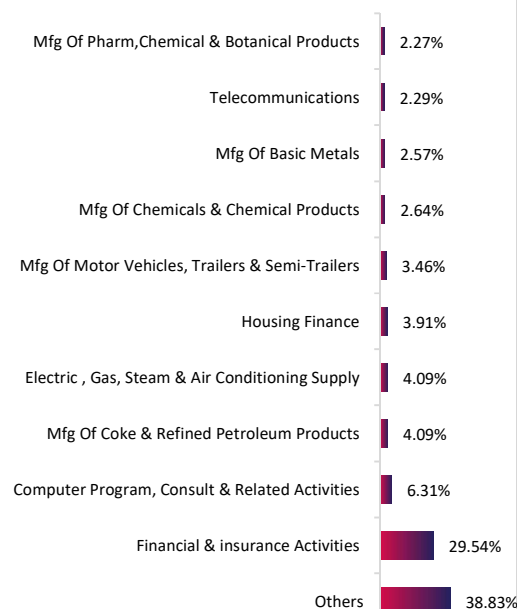
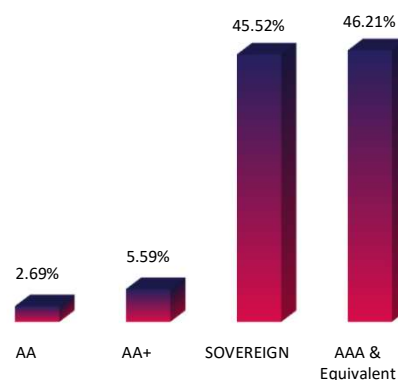
Government Securities	% of AUM
7.30% GOI CG 19-06-2053	6.51%
7.23% GoI Cg 15-04-2039	2.87%
7.25% GOI CG 12-06-2063	2.22%
7.54% GOI CG 23-05-2036	1.70%
7.34% GOI CG 22-04-2064	1.09%
7.37% GOI CG 23-01-2054 SGRB	1.06%
7.18% GOI CG 24-07-2037	1.02%
7.18% GOI CG 14-08-2033	0.54%
7.09% GOICg 05-08-2054	0.45%
7.40% GOICg 09-09-2035	0.31%
Others	3.22%
<b>Total</b>	<b>21.00%</b>

Money Market	2.42%
--------------	-------

<b>Grand Total</b>	<b>100%</b>
--------------------	-------------

**FUND DESCRIPTION**

Fund Manager Name	No of Funds Managed		
	Equity	Debt	Balanced
Mr. Tarang Hora	2	3	1
Mr. Vineet Lakhota	4	0	1
Launch Date	05-Dec-05		
Benchmark	Nifty 50 (50%) CompBex (50%)		
Risk Profile	Medium		
NAV as on 30-Sep-24	72.3258		
Modified Duration	7.25		

**TOP 10 INDUSTRY SECTOR**

**DEBT RATING PROFILE**


Debt fund manager, managing debt portion of Equity, Debt and Balanced oriented fund.  
 Equity fund manager, managing equity portion of Equity, Debt and Balanced oriented fund.

\*i) Returns less than or equal to one year are absolute returns. Returns greater than a year are in terms of Compound Annual Growth Rate (CAGR) is expressed as a percentage rounded to the nearest 0.1%.  
 ii) Past performance of any of the funds is not indicative of their future performance.



**EQUITY OPTIMISER FUND (SFIN – ULIF010210108EQTYOPTFND111) as on 30 September 2024**

INVESTMENT OBJECTIVE: To provide equity exposure targeting higher returns through long term capital gains.

Assets Mix (In %)	Min	Max	Actual	AUM (In Crs)
Equity	60	100	83.38	2,257.81
Debt	0	40	4.35	117.67
Money Market	0	40	12.28	332.42
<b>Total</b>			<b>100</b>	<b>2,707.89</b>

**FUND PERFORMANCE\***

Returns	1 Mth	6 Mths	1 yr	2 yrs	3 yrs	Inception
Equity Optimiser Fund	2.76%	15.92%	28.76%	21.74%	13.63%	10.78%
Benchmark	1.94%	13.20%	26.41%	19.70%	12.24%	8.84%

**ASSET CATEGORY**

Equity	% of AUM
HDFC Bank Ltd.	7.43%
ICICI Bank Ltd	6.50%
Reliance Industries Ltd.	6.06%
Infosys Limited	4.26%
Larsen & Toubro Ltd.	3.03%
ITC Ltd.	2.66%
Axis Bank Ltd.	2.43%
Tata Consultancy Services Ltd.	2.18%
Bharti Airtel Ltd. Partly Paid 1.25	2.16%
Mahindra & Mahindra Ltd.	1.96%
Others	44.72%
<b>Total</b>	<b>83.38%</b>

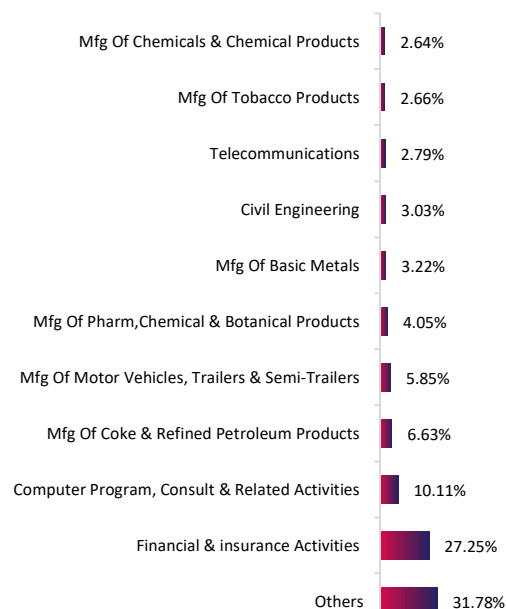
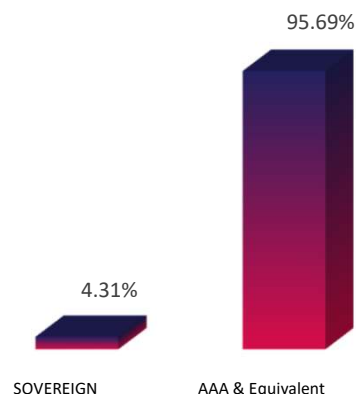
Corporate Debt	% of AUM
Sundaram Liquid Fund	2.24%
Kotak Liquid-Plan A - Growth - Direct	2.24%
<b>Total</b>	<b>4.16%</b>

Government Securities	% of AUM
8.20% GOI CG 24-09-2025	0.19%
<b>Total</b>	<b>0.19%</b>

Money Market	12.28%
<b>Grand Total</b>	<b>100%</b>

**FUND DESCRIPTION**

Fund Manager Name	No of Funds Managed		
	Equity	Debt	Balanced
Mr. Raghavan MJ	12	10	8
Mr. Devesh R Dokwal	5	0	8
Launch Date	21-Jan-08		
Benchmark	Nifty 50 (80%) LiquiFEX (20%)		
Risk Profile	High		
NAV as on 30-Sep-24	55.3514		
Modified Duration	0.01		

**TOP 10 INDUSTRY SECTOR**

**DEBT RATING PROFILE**


\* Debt fund manager, managing debt portion of Equity, Debt and Balanced oriented fund.

\* Equity fund manager, managing equity portion of Equity, Debt and Balanced oriented fund.

\*) Returns less than or equal to one year are absolute returns. Returns greater than a year are in terms of Compound Annual Growth Rate (CAGR) is expressed as a percentage rounded to the nearest 0.1%.

ii) Past performance of any of the funds is not indicative of their future performance.

**INDEX FUND (SFIN – ULIF015070110INDEXULFND111) as on 30 September 2024**

INVESTMENT OBJECTIVE: To provide returns closely corresponding to returns of NSE, S&P CNX Nifty Index, though investment regulations may restrict investment in group companies and some large cap companies listed on the Nifty Index leading to higher tracking error.

Assets Mix (In %)	Min	Max	Actual	AUM (In Crs)
Equity	90	100	99.38	142.72
Money Market	0	10	0.62	0.89
<b>Total</b>			<b>100</b>	<b>143.62</b>

**FUND PERFORMANCE\***

Returns	1 Mth	6 Mths	1 yr	2 yrs	3 yrs	Inception
Index Fund	2.42%	16.29%	32.68%	24.01%	15.06%	11.65%
Benchmark	2.28%	15.60%	31.43%	22.88%	13.57%	11.39%

**ASSET CATEGORY**

Equity	% of AUM
HDFC Bank Ltd.	9.69%
Reliance Industries Ltd.	8.98%
ICICI Bank Ltd	7.95%
Infosys Limited	6.59%
ITC Ltd.	4.32%
Tata Consultancy Services Ltd.	4.26%
Bharti Airtel Ltd.	4.11%
Larsen & Toubro Ltd.	3.88%
Axis Bank Ltd.	3.11%
Mahindra & Mahindra Ltd.	2.47%
Others	44.00%
<b>Total</b>	<b>99.38%</b>

Money Market	0.62%
--------------	-------

<b>Grand Total</b>	<b>100%</b>
--------------------	-------------

**FUND DESCRIPTION**

Fund Manager Name	No of Funds Managed		
	Equity	Debt	Balanced
Mr. Raghavan MJ	12	10	8
Mr. Devesh R Dokwal	5	0	8
Launch Date	07-Jan-10		
Benchmark	Nifty 50		
Risk Profile	High		
NAV as on 30-Sep-24	50.7600		
Modified Duration	0.00		

**TOP 10 INDUSTRY SECTOR**

Electric , Gas, Steam & Air Conditioning Supply	3.32%
Mfg Of Pharm,Chemical & Botanical Products	3.42%
Civil Engineering	3.88%
Telecommunications	4.11%
Mfg Of Tobacco Products	4.32%
Mfg Of Chemicals & Chemical Products	4.65%
Mfg Of Motor Vehicles, Trailers & Semi-Trailers	5.89%
Mfg Of Coke & Refined Petroleum Products	9.63%
Computer Program, Consult & Related Activities	14.42%
Financial & insurance Activities	28.45%
Others	17.90%

Debt fund manager, managing debt portion of Equity, Debt and Balanced oriented fund.

Equity fund manager, managing equity portion of Equity, Debt and Balanced oriented fund.

\*i) Returns less than or equal to one year are absolute returns. Returns greater than a year are in terms of Compound Annual Growth Rate (CAGR) is expressed as a percentage rounded to the nearest 0.1%.

ii) Past performance of any of the funds is not indicative of their future performance.

**TOP 300 FUND (SFIN – ULIF016070110TOP300-FND111) as on 30 September 2024**
**INVESTMENT OBJECTIVE:** To provide long term capital appreciation by investing in stocks of top 300 companies in terms of market capitalization on the National Stock Exchange.

Assets Mix (In %)	Min	Max	Actual	AUM (In Crs)
Equity	60	100	86.80	1,682.42
Money Market	0	40	13.20	255.78
<b>Total</b>			<b>100</b>	<b>1,938.20</b>

**FUND PERFORMANCE\***

Returns	1 Mth	6 Mths	1 yr	2 yrs	3 yrs	Inception
Top 300 Fund	2.30%	15.72%	28.18%	20.72%	13.13%	12.69%
Benchmark	1.94%	13.20%	26.41%	19.70%	12.24%	10.74%

**ASSET CATEGORY**

Equity	% of AUM
HDFC Bank Ltd.	7.75%
ICICI Bank Ltd	7.51%
Reliance Industries Ltd.	6.80%
Infosys Limited	4.85%
Bharti Airtel Ltd.	3.47%
ITC Ltd.	3.45%
Tata Consultancy Services Ltd.	3.17%
Axis Bank Ltd.	2.79%
Larsen & Toubro Ltd.	2.71%
NTPCLimited	2.62%
Others	41.66%
<b>Total</b>	<b>86.80%</b>

<b>Money Market</b>	<b>13.20%</b>
---------------------	---------------

<b>Grand Total</b>	<b>100%</b>
--------------------	-------------

**FUND DESCRIPTION**

Fund Manager Name	No of Funds Managed		
	Equity	Debt	Balanced
Mr. Raghavan MJ	12	10	8
Mr. Gopal Nawandhar	3	0	0
Launch Date	07-Jan-10		
Benchmark	Nifty 50 (80%) LiquiFEX (20%)		
Risk Profile	High		
NAV as on 30-Sep-24	58.1737		
Modified Duration	0.00		

**TOP 10 INDUSTRY SECTOR**

Mfg Of Pharm,Chemical & Botanical Products	2.83%
Mfg Of Basic Metals	2.98%
Mfg Of Tobacco Products	3.45%
Telecommunications	3.49%
Mfg Of Chemicals & Chemical Products	3.79%
Electric , Gas, Steam & Air Conditioning Supply	4.21%
Mfg Of Motor Vehicles, Trailers & Semi-Trailers	6.79%
Mfg Of Coke & Refined Petroleum Products	6.80%
Computer Program, Consult & Related Activities	11.56%
Financial & insurance Activities	25.83%
Others	28.27%

Debt fund manager, managing debt portion of Equity, Debt and Balanced oriented fund.

Equity fund manager, managing equity portion of Equity, Debt and Balanced oriented fund.

\*i) Returns less than or equal to one year are absolute returns. Returns greater than a year are in terms of Compound Annual Growth Rate (CAGR) is expressed as a percentage rounded to the nearest 0.1%.

ii) Past performance of any of the funds is not indicative of their future performance.

**P/E MANAGED FUND (SFIN – ULIF021080910P/EMNGDFND111) as on 30 September 2024**

**INVESTMENT OBJECTIVE:** To provide long term capital appreciation through dynamic asset allocation with reference to forward Price Earning (P/E) multiple. The allocation to equity and equity related instruments is determined largely by reference to forward Price Earning (P/E) multiple on the NSE, S&P CNX Nifty Index and remaining fund is invested in debt instruments, money market & cash.

Forward P/E Bands	Equity	Debt, Money Market
<12	90-100	0-10
12 ≥ and < 15	80-100	0-20
15 ≥ and < 18	60-90	10-40
18 ≥ and < 21	40-80	20-60
≥ 21	0-50	50-100

Assets Mix (In %)	Actual	AUM (In Crs)
Equity	45.91	119.47
Debt & Money Market	54.09	140.74
<b>Total</b>	<b>100.00</b>	<b>260.21</b>

**FUND PERFORMANCE\***

Returns	1 Mth	6 Mths	1 yr	2 yrs	3 yrs	Inception
P/E MANAGED FUND	2.32%	11.88%	21.49%	19.26%	12.39%	10.05%
Benchmark	NA	NA	NA	NA	NA	NA

**ASSET CATEGORY**

Equity	% of AUM
ICICI Bank Ltd	4.29%
Reliance Industries Ltd.	2.59%
HDFC Bank Ltd.	2.22%
India Shelter Finance Corporation Limited	2.10%
Larsen & Toubro Ltd.	1.83%
Bajaj Finserv Limited	1.82%
Bharti Airtel Ltd. Partly Paid 1.25	1.70%
ZF Commercial Vehicle Control Systems India Ltd	1.60%
Bajaj Finance Limited	1.60%
Axis Bank Ltd.	1.32%
Others	24.84%
<b>Total</b>	<b>45.91%</b>

Corporate Debt	% of AUM
8.49% NTPCLimited B & D 25-03-2025	0.03%
<b>Total</b>	<b>0.03%</b>

Government Securities	% of AUM
7.18% GOI CG 14-08-2033	5.92%
<b>Total</b>	<b>5.92%</b>

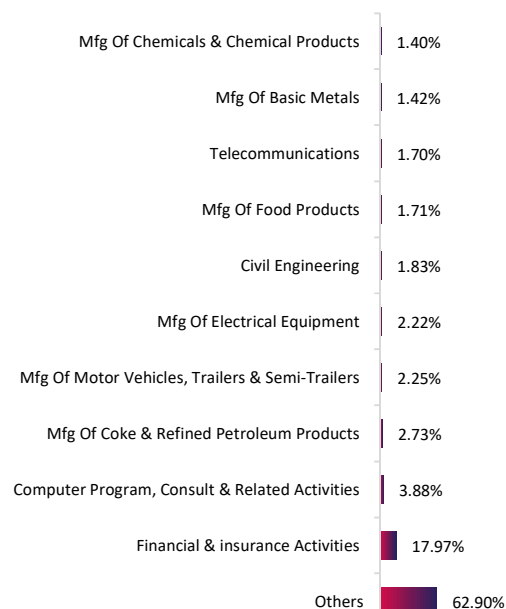
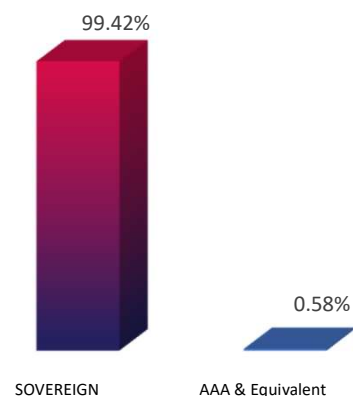
Money Market	% of AUM
	48.13%



  

<b>Grand Total</b>	<b>100%</b>
--------------------	-------------

**FUND DESCRIPTION**

Fund Manager Name	No of Funds Managed		
	Equity	Debt	Balanced
Mr. Raghavan MJ	12	10	8
Mr. Devesh R Dokwal	5	0	8
Launch Date	08-Sep-10		
Benchmark	NA		
Risk Profile	High		
NAV as on 30-Sep-24	38.5102		
Modified Duration	0.69		

**TOP 10 INDUSTRY SECTOR**

**DEBT RATING PROFILE**


 Debt fund manager, managing debt portion of Equity, Debt and Balanced oriented fund.  
 Equity fund manager, managing equity portion of Equity, Debt and Balanced oriented fund.

\*) Returns less than or equal to one year are absolute returns. Returns greater than a year are in terms of Compound Annual Growth Rate (CAGR) is expressed as a percentage rounded to the nearest 0.1%.  
 ii) Past performance of any of the funds is not indicative of their future performance.

## EQUITY ELITE FUND (SFIN – ULIF012250208EQTYELTFND111) as on 30 September 2024

INVESTMENT OBJECTIVE: For long-term capital appreciation through higher exposure in equity and equity related instruments.

Assets Mix (In %)	Min	Max	Actual	AUM (In Crs)
Equity	60	100	85.41	12.30
Debt	0	40	0.02	0.00
Money Market	0	40	14.57	2.10
<b>Total</b>			<b>100</b>	<b>14.40</b>

## FUND PERFORMANCE\*

Returns	1 Mth	6 Mths	1 yr	2 yrs	3 yrs	Inception
Equity Elite Fund	2.20%	14.83%	28.75%	21.84%	16.23%	14.03%
Benchmark	1.94%	13.20%	26.41%	19.70%	12.24%	8.90%

## ASSET CATEGORY

Equity	% of AUM
Nippon India ETF Bank Bees	7.38%
Reliance Industries Ltd.	6.56%
HDFC Bank Ltd.	5.77%
ICICI Bank Ltd	5.57%
Infosys Limited	5.47%
Bharti Airtel Ltd.	3.98%
Kotak Banking ETF	3.82%
ITC Ltd.	3.47%
Larsen & Toubro Ltd.	3.21%
Tata Consultancy Services Ltd.	3.11%
Others	37.08%
<b>Total</b>	<b>85.41%</b>

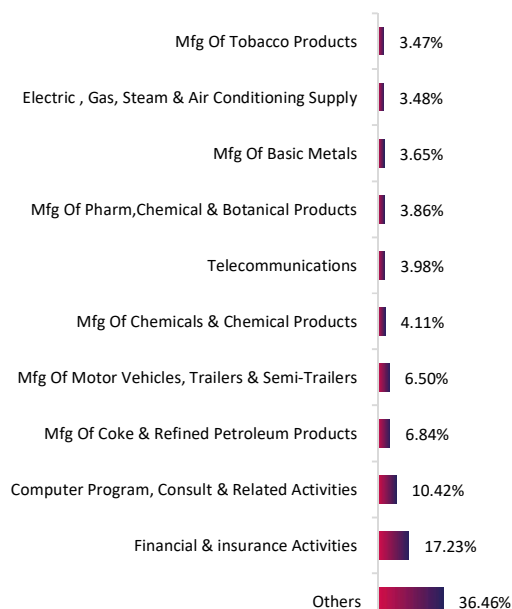
Corporate Debt	% of AUM
8.49% NTPCLimited B & D 25-03-2025	0.02%
<b>Total</b>	<b>0.02%</b>

Money Market	14.57%
<b>Grand Total</b>	<b>100%</b>

## FUND DESCRIPTION

Fund Manager Name	No of Funds Managed		
	Equity	Debt	Balanced
Mr. Raghavan MJ	12	10	8
Mr. Vineet Lakhota	4	0	1
Launch Date	25-Feb-08		
Benchmark	Nifty 50 (80%) LiquiFEX (20%)		
Risk Profile	High		
NAV as on 30-Sep-24	88.5527		
Modified Duration	0.00		

## TOP 10 INDUSTRY SECTOR



## DEBT RATING PROFILE



Debt fund manager, managing debt portion of Equity, Debt and Balanced oriented fund.

Equity fund manager, managing equity portion of Equity, Debt and Balanced oriented fund.

\*i) Returns less than or equal to one year are absolute returns. Returns greater than a year are in terms of Compound Annual Growth Rate (CAGR) is expressed as a percentage rounded to the nearest 0.1%.

ii) Past performance of any of the funds is not indicative of their future performance.

**EQUITY ELITE II FUND (SFIN – ULIF019100210EQTELI2FND111) as on 30 September 2024**

INVESTMENT OBJECTIVE: To provide high equity exposure targeting higher returns in the long run.

Assets Mix (In %)	Min	Max	Actual	AUM (In Crs)
Equity	60	100	82.23	11,024.44
Debt	0	40	15.43	2,068.55
Money Market	0	40	2.34	313.09
<b>Total</b>			<b>100</b>	<b>13,406.07</b>

**FUND PERFORMANCE\***

Returns	1 Mth	6 Mths	1 yr	2 yrs	3 yrs	Inception
Equity Elite II Fund	1.98%	14.14%	27.04%	20.03%	12.84%	12.02%
Benchmark	1.94%	13.20%	26.41%	19.70%	12.24%	11.41%

**ASSET CATEGORY**

Equity	% of AUM
HDFC Bank Ltd.	6.91%
ICICI Bank Ltd	6.20%
Reliance Industries Ltd.	5.54%
Infosys Limited	5.28%
Bharti Airtel Ltd.	3.60%
ITC Ltd.	3.22%
Larsen & Toubro Ltd.	2.92%
Tata Consultancy Services Ltd.	2.81%
NTPCLimited	2.58%
Mahindra & Mahindra Ltd.	2.30%
Others	40.87%
<b>Total</b>	<b>82.23%</b>

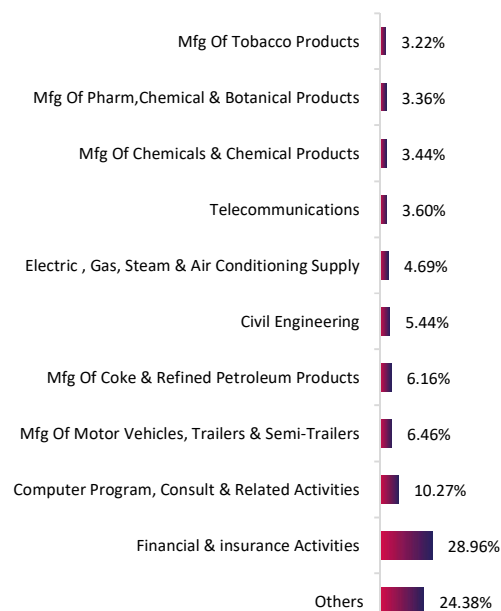
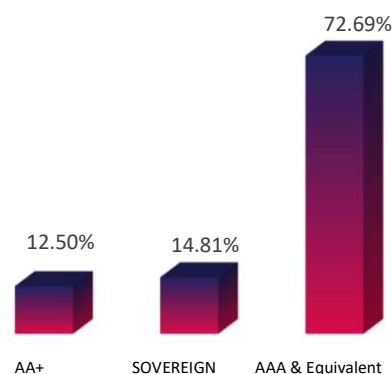
Corporate Debt	% of AUM
7.66% L&T B & D 09-11-2025	2.05%
8.00% Bajaj Finance Limited B & D 27-02-2026 286 Tranch 12 Opt 1	1.30%
7.17% PFC B & D 22-05-2025 202-B	1.30%
7.48% NTPCLimited B & D 21-03-2026	0.75%
8.065% Sundaram Fin B & D 22-05-2026 Y 1	0.75%
8.90% Bharti Telecom Limited B & D 04-12-2025 XVI	0.71%
7.13% PFC B & D 08-08-2025	0.52%
7.30% Cholamandalam Investment & Finance Company Limited B & D 29-03-2	0.47%
8.19% NTPCLimited B & D 15-12-2025 Sr 57-2025	0.38%
7.75% LIC Housing Fin B & D 23-11-2027 353	0.37%
Others	4.54%
<b>Total</b>	<b>13.14%</b>

Government Securities	% of AUM
0.00% GOI FRB_Gsec 04-10-2028	1.12%
5.74% GOI CG 15-11-2026	0.59%
6.90% GOI Oil BD 04-02-2026	0.56%
5.63% GOI CG 12-04-2026	0.01%
<b>Total</b>	<b>2.29%</b>

Money Market 2.34%

**Grand Total 100%**
**FUND DESCRIPTION**

Fund Manager Name	No of Funds Managed		
	Equity	Debt	Balanced
Mr. Tarang Hora	2	3	1
Mr. Vineet Lakhota	4	0	1
Launch Date	10-Feb-10		
Benchmark	Nifty 50 (80%) LiquiFEX (20%)		
Risk Profile	High		
NAV as on 30-Sep-24	52.7227		
Modified Duration	1.33		

**TOP 10 INDUSTRY SECTOR**

**DEBT RATING PROFILE**


\* Debt fund manager, managing debt portion of Equity, Debt and Balanced oriented fund.

\* Equity fund manager, managing equity portion of Equity, Debt and Balanced oriented fund.

\* Returns less than or equal to one year are absolute returns. Returns greater than a year are in terms of Compound Annual Growth Rate (CAGR) is expressed as a percentage rounded to the nearest 0.1%.

ii) Past performance of any of the funds is not indicative of their future performance.

## EQUITY PENSION FUND (SFIN – ULIF006150107PEEQITYFND111) as on 30 September 2024

INVESTMENT OBJECTIVE: To provide high equity exposure targeting higher returns in the long term.

Assets Mix (In %)	Min	Max	Actual	AUM (In Crs)
Equity	80	100	98.09	6,542.17
Debt	0	20	0.28	18.95
Money Market	0	20	1.62	108.13
<b>Total</b>			<b>100</b>	<b>6,669.25</b>

## FUND PERFORMANCE\*

Returns	1 Mth	6 Mths	1 yr	2 yrs	3 yrs	Inception
Equity Pension Fund	2.63%	19.26%	33.53%	23.48%	14.51%	12.20%
Benchmark	2.28%	15.60%	31.43%	22.88%	13.57%	10.53%

## ASSET CATEGORY

Equity	% of AUM
HDFC Bank Ltd.	7.27%
ICICI Bank Ltd	6.12%
Infosys Limited	5.99%
Reliance Industries Ltd.	5.49%
ITC Ltd.	3.18%
Tata Consultancy Services Ltd.	3.12%
Bharti Airtel Ltd.	3.10%
Larsen & Toubro Ltd.	2.74%
Mahindra & Mahindra Ltd.	2.64%
NTPCLimited	2.33%
Others	56.12%
<b>Total</b>	<b>98.09%</b>

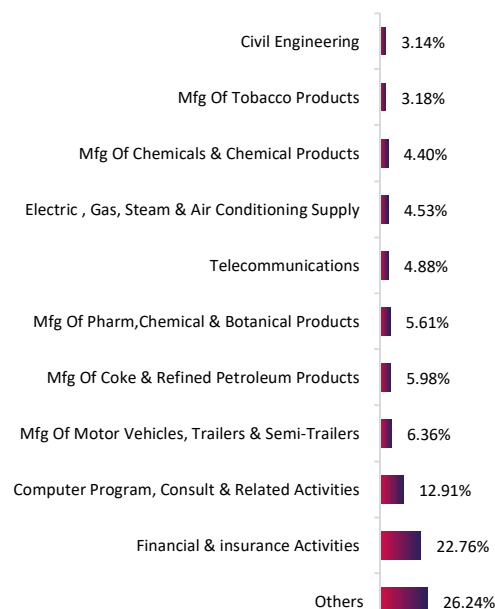
Corporate Debt	% of AUM
SBI Liquid Fund - Direct Plan - Growth	0.28%
<b>Total</b>	<b>0.28%</b>

Money Market	1.62%
<b>Grand Total</b>	<b>100%</b>

## FUND DESCRIPTION

Fund Manager Name	No of Funds Managed		
	Equity	Debt	Balanced
Mr. Raghavan MJ	12	10	8
Mr. Divesh Kumar	2	1	0
Launch Date	15-Jan-07		
Benchmark	Nifty 50		
Risk Profile	High		
NAV as on 30-Sep-24	76.8774		
Modified Duration	0.00		

## TOP 10 INDUSTRY SECTOR



## DEBT RATING PROFILE

100.00%



AAA &amp; Equivalent

Debt fund manager, managing debt portion of Equity, Debt and Balanced oriented fund.  
 Equity fund manager, managing equity portion of Equity, Debt and Balanced oriented fund.

\*i) Returns less than or equal to one year are absolute returns. Returns greater than a year are in terms of Compound Annual Growth Rate (CAGR) is expressed as a percentage rounded to the nearest 0.1%.  
 ii) Past performance of any of the funds is not indicative of their future performance.

**BOND PENSION FUND (SFIN – ULIF007160107PENBONDFND111) as on 30 September 2024**

INVESTMENT OBJECTIVE: To provide relatively safe and less volatile investment option mainly through debt instruments and accumulation of income through investment in fixed income securities.

Assets Mix (In %)	Min	Max	Actual	AUM (In Crs)
Debt	60	100	96.44	440.46
Money Market	0	40	3.56	16.26
<b>Total</b>			<b>100</b>	<b>456.73</b>

**FUND PERFORMANCE\***

Returns	1 Mth	6 Mths	1 yr	2 yrs	3 yrs	Inception
Bond Pension Fund	1.34%	4.89%	9.75%	8.19%	5.60%	8.42%
Benchmark	1.05%	4.73%	9.27%	8.49%	5.95%	7.55%

**ASSET CATEGORY**

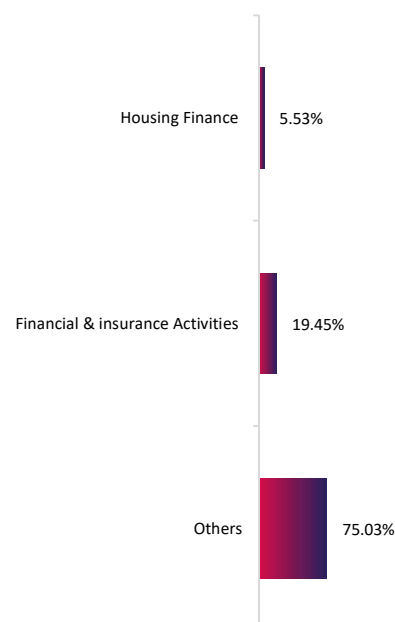
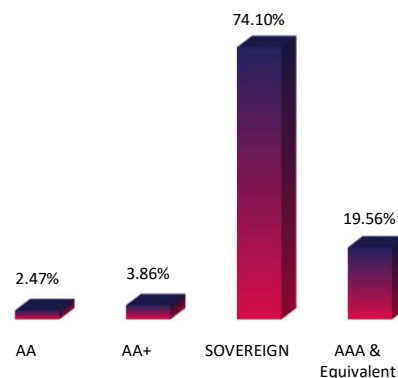
Corporate Debt	% of AUM
8.05% Tata Capital Housing Finance Limited B & D 18-06-2029 A	5.53%
8.65% India Infradebt Limited B & D 21-03-2026 Series Ii	4.44%
8.70% Bharti Telecom Limited B & D 05-12-2025 XIII	3.72%
7.97% HDFC Bank B & D 17-02-2033 Ab-002	3.37%
7.75% HDFC Bank B & D 13-06-2033 Us-006	2.22%
8.75% PNB FD 03-12-2024 58	2.17%
7.05% PFC B & D 09-08-2030 205-A	2.15%
7.20% NABARD B & D 21-10-2031 LTIF A 1	1.10%
8.75% PNB FD 03-12-2024 2	0.22%
7.63% PFC B & D 14-08-2026 150 B	0.07%
Others	0.00%
<b>Total</b>	<b>24.97%</b>



Government Securities	% of AUM
7.18% GOI CG 24-07-2037	41.42%
7.25% GOI CG 12-06-2063	8.79%
7.10% GOI CG 08-04-2034	6.28%
7.30% GOI CG 19-06-2053	4.83%
7.34% GOI CG 22-04-2064	2.31%
7.80% Tamil Nadu SDL 27-07-2032	2.29%
7.45% Maharashtra SDL 20-03-2037	2.25%
8.28% Tamil Nadu SDL 21-02-2028	1.14%
6.98% Maharashtra SDL 26-02-2028	1.10%
7.23% GoI Cg 15-04-2039	0.68%
Others	0.38%
<b>Total</b>	<b>71.46%</b>

Money Market	3.56%
<b>Grand Total</b>	<b>100%</b>

**FUND DESCRIPTION**

Fund Manager Name	No of Funds Managed		
	Equity	Debt	Balanced
Mr. Raghavan MJ	12	10	8
Launch Date	16-Jan-07		
Benchmark	Crisil CompBex		
Risk Profile	Low to Medium		
NAV as on 30-Sep-24	41.8864		
Modified Duration	7.08		

**TOP 10 INDUSTRY SECTOR**

**DEBT RATING PROFILE**


 Debt fund manager, managing debt portion of Equity, Debt and Balanced oriented fund.  
 Equity fund manager, managing equity portion of Equity, Debt and Balanced oriented fund.

\*) Returns less than or equal to one year are absolute returns. Returns greater than a year are in terms of Compound Annual Growth Rate (CAGR) is expressed as a percentage rounded to the nearest 0.1%.  
 ii) Past performance of any of the funds is not indicative of their future performance.



**GROWTH PENSION FUND (SFIN – ULIF008150207PEGRWTHFND111) as on 30 September 2024**

**INVESTMENT OBJECTIVE:** To provide long-term capital appreciation through investments primarily in equity and equity related instruments with a small part invested in debt and money market for diversification and risk reduction.

Assets Mix (In %)	Min	Max	Actual	AUM (In Crs)
Equity	40	90	73.30	346.29
Debt	10	60	25.09	118.55
Money Market	0	40	1.60	7.58
<b>Total</b>			<b>100</b>	<b>472.42</b>

**FUND PERFORMANCE\***

Returns	1 Mth	6 Mths	1 yr	2 yrs	3 yrs	Inception
Growth Pension Fund	2.95%	16.65%	28.41%	20.36%	12.39%	11.97%
Benchmark	1.92%	12.36%	24.57%	18.54%	11.46%	8.98%

**ASSET CATEGORY**

Equity	% of AUM
HDFC Bank Ltd.	6.32%
ICICI Bank Ltd	5.59%
Reliance Industries Ltd.	4.62%
Infosys Limited	3.61%
Tata Consultancy Services Ltd.	2.41%
Axis Bank Ltd.	2.35%
Bharti Airtel Ltd.	2.22%
Larsen & Toubro Ltd.	2.11%
ITC Ltd.	2.08%
Bharti Hexacom Limited	1.93%
Others	40.05%
<b>Total</b>	<b>73.30%</b>

Corporate Debt	% of AUM
8.40% IRFC B & D 08-01-2029 130	0.66%
7.95% LIC Housing Fin B & D 29-01-2028 359	0.64%
7.97% HDFC Bank B & D 17-02-2033 Ab-002	0.43%
8.70% REC Limited B & D 28-09-2028 GOI-IV	0.36%
7.49% IRFC B & D 30-05-2027 120	0.21%
<b>Total</b>	<b>2.30%</b>

Government Securities	% of AUM
7.10% GOI CG 08-04-2034	15.61%
7.18% GOI CG 24-07-2037	1.97%
7.25% GOI CG 12-06-2063	1.55%
7.26% GOI CG 06-02-2033	0.98%
7.30% GOI CG 19-06-2053	0.89%
7.23% GoI Cg 15-04-2039	0.88%
8.49% Tamil Nadu SDL 10-02-2026	0.39%
8.28% Tamil Nadu SDL 21-02-2028	0.31%
7.26% GOI CG 22-08-2032	0.22%

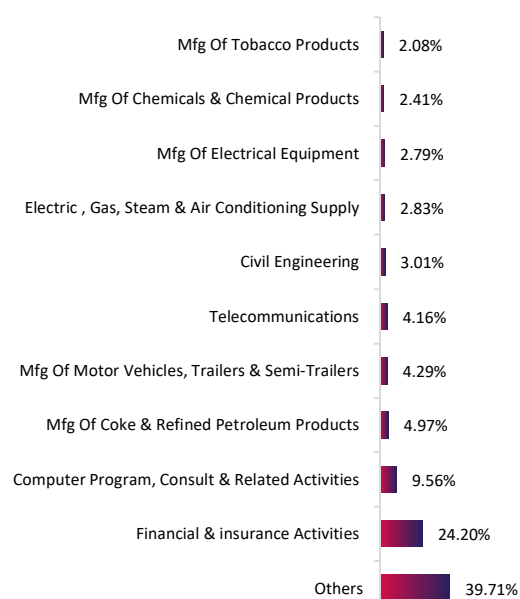
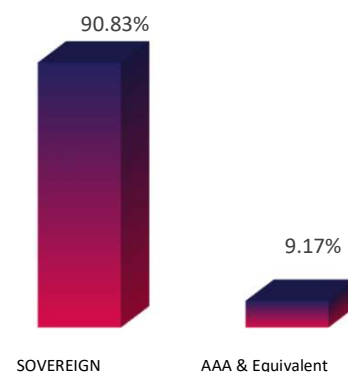
**Total 22.79%**

**Money Market 1.60%**

**Grand Total 100%**

**FUND DESCRIPTION**

Fund Manager Name	No of Funds Managed		
	Equity	Debt	Balanced
Mr. Raghavan MJ	12	10	8
Mr. Gopal Nawandhar	3	0	0
Launch Date	15-Feb-07		
Benchmark	Nifty 50 (70%) CompBex (30%)		
Risk Profile	Medium to High		
NAV as on 30-Sep-24	73.4059		
Modified Duration	6.64		

**TOP 10 INDUSTRY SECTOR**

**DEBT RATING PROFILE**


Debt fund manager, managing debt portion of Equity, Debt and Balanced oriented fund.  
 Equity fund manager, managing equity portion of Equity, Debt and Balanced oriented fund.

\*i) Returns less than or equal to one year are absolute returns. Returns greater than a year are in terms of Compound Annual Growth Rate (CAGR) is expressed as a percentage rounded to the nearest 0.1%.  
 ii) Past performance of any of the funds is not indicative of their future performance.

**BALANCED PENSION FUND (SFIN – ULIF009210207PEBALANFND111) as on 30 September 2024**

INVESTMENT OBJECTIVE: To provide accumulation of income through investment in both equities and fixed income securities with an attempt to maintain a suitable balance between return and safety.

Assets Mix (In %)	Min	Max	Actual	AUM (In Crs)
Equity	40	60	51.39	290.10
Debt	20	60	46.78	264.07
Money Market	0	40	1.84	10.38
<b>Total</b>			<b>100</b>	<b>564.55</b>

**FUND PERFORMANCE\***

Returns	1 Mth	6 Mths	1 yr	2 yrs	3 yrs	Inception
Balance Pension Fund	2.47%	12.05%	21.83%	16.63%	10.41%	11.86%
Benchmark	1.67%	10.18%	20.09%	15.65%	9.96%	9.48%

**ASSET CATEGORY**

Equity	% of AUM
HDFC Bank Ltd.	4.12%
Reliance Industries Ltd.	3.73%
ICICI Bank Ltd	3.67%
Infosys Limited	2.52%
Bharti Airtel Ltd.Partly Paid 1.25	1.58%
Tata Consultancy Services Ltd.	1.45%
Larsen & Toubro Ltd.	1.40%
Axis Bank Ltd.	1.27%
ITC Ltd.	1.18%
Prestige Estates Projects Limited	1.01%
Others	29.46%
<b>Total</b>	<b>51.39%</b>

Corporate Debt	% of AUM
7.80% HDFC Bank B & D 03-05-2033 US-002	0.90%
7.95% LIC Housing Fin B & D 29-01-2028 359	0.89%
7.20% NABARD B & D 21-10-2031 LTIF A 1	0.89%
7.97% HDFC Bank B & D 17-02-2033 Ab-002	0.55%
8.70% Bharti Telecom Limited B & D 05-12-2025 XIII	0.44%
7.34% IRFC B & D 19-02-2028 Tranche 1 Series II	0.38%
8.75% PNB FD 08-12-2024	0.18%

<b>Total</b>	<b>4.22%</b>
--------------	--------------

Government Securities	% of AUM
7.18% GOI CG 24-07-2037	21.39%
7.26% GOI CG 06-02-2033	7.31%
7.30% GOI CG 19-06-2053	3.72%
7.18% GOI CG 14-08-2033	3.64%
7.25% GOI CG 12-06-2063	2.46%
7.10% GOI CG 08-04-2034	1.45%
7.23% GoI Cg 15-04-2039	1.29%
7.45% Maharashtra SDL 20-03-2037	0.91%

<b>Total</b>	<b>42.55%</b>
--------------	---------------

<b>Money Market</b>	<b>1.84%</b>
---------------------	--------------

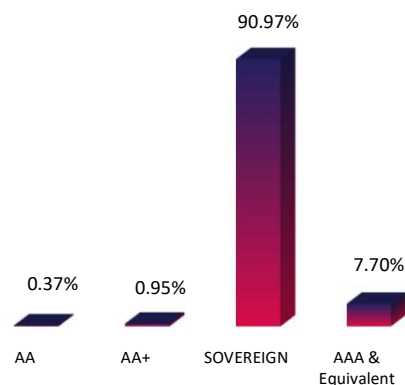
<b>Grand Total</b>	<b>100%</b>
--------------------	-------------

**FUND DESCRIPTION**

Fund Manager Name	No of Funds Managed		
	Equity	Debt	Balanced
Mr. Raghavan MJ	12	10	8
Mr. Devesh R Dokwal	5	0	8
Launch Date	21-Feb-07		
Benchmark	Nifty 50 (50%) CompBex (50%)		
Risk Profile	Medium		
NAV as on 30-Sep-24	72.045		
Modified Duration	7.32		

**TOP 10 INDUSTRY SECTOR**

Electric , Gas, Steam & Air Conditioning Supply	1.38%
Civil Engineering	1.40%
Telecommunications	1.58%
Mfg Of Chemicals & Chemical Products	1.92%
Mfg Of Electrical Equipment	2.00%
Mfg Of Pharm,Chemical & Botanical Products	2.11%
Mfg Of Motor Vehicles, Trailers & Semi-Trailers	2.86%
Mfg Of Coke & Refined Petroleum Products	4.10%
Computer Program, Consult & Related Activities	5.84%
Financial & insurance Activities	20.05%
Others	56.76%

**DEBT RATING PROFILE**


Debt fund manager, managing debt portion of Equity, Debt and Balanced oriented fund.  
 Equity fund manager, managing equity portion of Equity, Debt and Balanced oriented fund.

\*) Returns less than or equal to one year are absolute returns. Returns greater than a year are in terms of Compound Annual Growth Rate (CAGR) is expressed as a percentage rounded to the nearest 0.1%.  
 ii) Past performance of any of the funds is not indicative of their future performance.

**EQUITY OPTIMISER PENSION FUND (SFIN – ULIF011210108PEEQOPTFND111) as on 30 September 2024**

INVESTMENT OBJECTIVE: To provide equity exposure targeting higher returns through long term capital gains.

Assets Mix (In %)	Min	Max	Actual	AUM (In Crs)
Equity	60	100	84.33	549.50
Debt	0	40	0.00	0.00
Money Market	0	40	15.67	102.08
<b>Total</b>			<b>100</b>	<b>651.58</b>

**FUND PERFORMANCE\***

Returns	1 Mth	6 Mths	1 yr	2 yrs	3 yrs	Inception
Equity Optimiser Pension Fund	3.12%	16.41%	29.38%	22.38%	14.04%	11.27%
Benchmark	1.94%	13.20%	26.41%	19.70%	12.24%	8.84%

**ASSET CATEGORY**

Equity	% of AUM
HDFC Bank Ltd.	6.79%
ICICI Bank Ltd	6.06%
Reliance Industries Ltd.	5.66%
Infosys Limited	4.02%
Larsen & Toubro Ltd.	2.71%
Bharti Airtel Ltd. Partly Paid 1.25	2.39%
ITC Ltd.	2.02%
Axis Bank Ltd.	1.98%
Bajaj Finance Limited	1.80%
Mahindra & Mahindra Ltd.	1.69%
Others	49.21%
<b>Total</b>	<b>84.33%</b>
<b>Money Market</b>	<b>15.67%</b>
<b>Grand Total</b>	<b>100%</b>

**FUND DESCRIPTION**

Fund Manager Name	No of Funds Managed		
	Equity	Debt	Balanced
Mr. Raghavan MJ	12	10	8
Mr. Devesh R Dokwal	5	0	8
Launch Date	21-Jan-08		
Benchmark	Nifty 50 (80%) LiquiFEX (20%)		
Risk Profile	High		
NAV as on 30-Sep-24	59.57		
Modified Duration	0.00		

**TOP 10 INDUSTRY SECTOR**

Mfg Of Basic Metals	2.46%
Telecommunications	2.68%
Civil Engineering	2.71%
Mfg Of Chemicals & Chemical Products	3.03%
Mfg Of Electrical Equipment	3.06%
Mfg Of Pharm, Chemical & Botanical Products	3.73%
Mfg Of Motor Vehicles, Trailers & Semi-Trailers	4.85%
Mfg Of Coke & Refined Petroleum Products	6.11%
Computer Program, Consult & Related Activities	9.27%
Financial & insurance Activities	27.62%
Others	34.49%

\* Debt fund manager, managing debt portion of Equity, Debt and Balanced oriented fund.

\* Equity fund manager, managing equity portion of Equity, Debt and Balanced oriented fund.

\*) Returns less than or equal to one year are absolute returns. Returns greater than a year are in terms of Compound Annual Growth Rate (CAGR) is expressed as a percentage rounded to the nearest 0.1%.

ii) Past performance of any of the funds is not indicative of their future performance.

**INDEX PENSION FUND (SFIN – ULIF017180110PEINDEXFND111) as on 30 September 2024**

INVESTMENT OBJECTIVE: To provide returns closely corresponding to returns of NSE, S&P CNX Nifty Index, though investment regulations may restrict investment in group companies and some large cap companies listed on the Nifty Index leading to higher tracking error.

Assets Mix (In %)	Min	Max	Actual	AUM (In Crs)
Equity	90	100	99.72	38.85
Money Market	0	10	0.28	0.11
<b>Total</b>			<b>100</b>	<b>38.96</b>

**FUND PERFORMANCE\***

Returns	1 Mth	6 Mths	1 yr	2 yrs	3 yrs	Inception
Index Pension Fund	2.41%	16.21%	32.54%	23.97%	15.07%	11.99%
Benchmark	2.28%	15.60%	31.43%	22.88%	13.57%	11.40%

**ASSET CATEGORY**

Equity	% of AUM
HDFC Bank Ltd.	9.73%
Reliance Industries Ltd.	9.01%
ICICI Bank Ltd	7.98%
Infosys Limited	6.61%
ITC Ltd.	4.34%
Tata Consultancy Services Ltd.	4.27%
Bharti Airtel Ltd.	4.13%
Larsen & Toubro Ltd.	3.90%
Axis Bank Ltd.	3.13%
Mahindra & Mahindra Ltd.	2.48%
Others	44.15%
<b>Total</b>	<b>99.72%</b>
<b>Money Market</b>	<b>0.28%</b>
<b>Grand Total</b>	<b>100%</b>

**FUND DESCRIPTION**

Fund Manager Name	No of Funds Managed		
	Equity	Debt	Balanced
Mr. Raghavan MJ	12	10	8
Mr. Devesh R Dokwal	5	0	8
Launch Date	18-Jan-10		
Benchmark	Nifty 50		
Risk Profile	High		
NAV as on 30-Sep-24	52.8822		
Modified Duration	0.00		

**TOP 10 INDUSTRY SECTOR**

Electric , Gas, Steam & Air Conditioning Supply	3.33%
Mfg Of Pharm,Chemical & Botanical Products	3.43%
Civil Engineering	3.90%
Telecommunications	4.13%
Mfg Of Tobacco Products	4.34%
Mfg Of Chemicals & Chemical Products	4.66%
Mfg Of Motor Vehicles, Trailers & Semi-Trailers	5.91%
Mfg Of Coke & Refined Petroleum Products	9.66%
Computer Program, Consult & Related Activities	14.46%
Financial & insurance Activities	28.56%
Others	17.62%

Debt fund manager, managing debt portion of Equity, Debt and Balanced oriented fund.

Equity fund manager, managing equity portion of Equity, Debt and Balanced oriented fund.

\*i) Returns less than or equal to one year are absolute returns. Returns greater than a year are in terms of Compound Annual Growth Rate (CAGR) is expressed as a percentage rounded to the nearest 0.1%.

ii) Past performance of any of the funds is not indicative of their future performance.

**TOP 300 PENSION FUND (SFIN – ULIF018180110PETP300FND111) as on 30 September 2024**
**INVESTMENT OBJECTIVE:** To provide long term capital appreciation by investing in stocks of top 300 companies in terms of market capitalization on the National Stock Exchange.

Assets Mix (In %)	Min	Max	Actual	AUM (In Crs)
Equity	60	100	81.35	443.86
Money Market	0	40	18.65	101.73
<b>Total</b>			<b>100</b>	<b>545.59</b>

**FUND PERFORMANCE\***

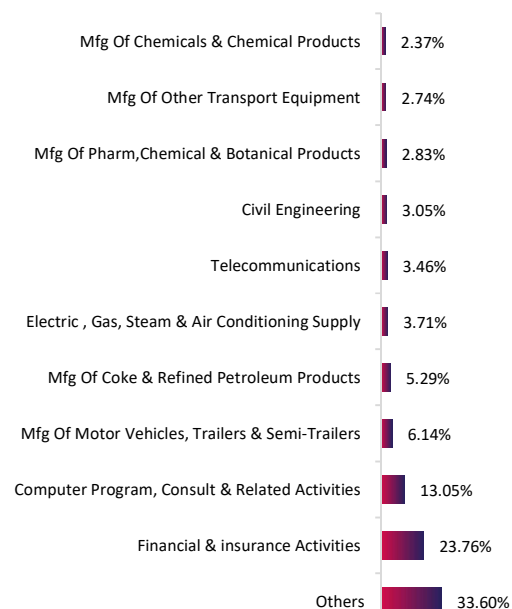
Returns	1 Mth	6 Mths	1 yr	2 yrs	3 yrs	Inception
Top 300 Pension Fund	2.20%	14.20%	24.84%	18.90%	12.05%	12.30%
Benchmark	1.94%	13.20%	26.41%	19.70%	12.24%	10.74%



**ASSET CATEGORY**

Equity	% of AUM
HDFC Bank Ltd.	8.49%
Infosys Limited	6.21%
ICICI Bank Ltd	5.97%
Reliance Industries Ltd.	5.07%
Bharti Airtel Ltd.	3.46%
Axis Bank Ltd.	3.05%
Larsen & Toubro Ltd.	3.05%
Mahindra & Mahindra Ltd.	2.56%
Tata Consultancy Services Ltd.	2.56%
ITC Ltd.	2.28%
Others	38.66%
<b>Total</b>	<b>81.35%</b>
<b>Money Market</b>	<b>18.65%</b>
<b>Grand Total</b>	<b>100%</b>

**FUND DESCRIPTION**

Fund Manager Name	No of Funds Managed		
	Equity	Debt	Balanced
Mr. Raghavan MJ	12	10	8
Mr. Divesh Kumar	2	1	0
Launch Date	18-Jan-10		
Benchmark	Nifty 50 (80%) LiquiFEX (20%)		
Risk Profile	High		
NAV as on 30-Sep-24	55.1169		
Modified Duration	0.00		

**TOP 10 INDUSTRY SECTOR**


 Debt fund manager, managing debt portion of Equity, Debt and Balanced oriented fund.  
 Equity fund manager, managing equity portion of Equity, Debt and Balanced oriented fund.

\*) Returns less than or equal to one year are absolute returns. Returns greater than a year are in terms of Compound Annual Growth Rate (CAGR) is expressed as a percentage rounded to the nearest 0.1%.  
 ii) Past performance of any of the funds is not indicative of their future performance.

**MONEY MARKET FUND (SFIN – ULIF005010206MONYMKTFND111) as on 30 September 2024**

INVESTMENT OBJECTIVE: To provide an option to deploy the funds in liquid and safe instruments so as to avoid market risk on a temporary basis.

Assets Mix (In %)	Min	Max	Actual	AUM (In Crs)
Debt	0	20	17.98	72.24
Money Market	80	100	82.02	329.54
<b>Total</b>			<b>100</b>	<b>401.79</b>

**FUND PERFORMANCE\***

Returns	1 Mth	6 Mths	1 yr	2 yrs	3 yrs	Inception
Money Market Fund	0.64%	3.56%	7.18%	6.76%	5.81%	6.67%
Benchmark	0.62%	3.73%	7.51%	7.18%	6.05%	6.87%

**ASSET CATEGORY**

Corporate Debt	% of AUM
8.60% Muthoot Finance Limited B & D 25-08-2025 Trn Vi 25-A Opt li	1.74%
8.065% Sundaram Fin B & D 22-05-2026 Y 1	3.61%
8.12% Bajaj Finance Limited B & D 10-09-2027	2.13%
5.81% Rec Limited B & D 31-12-2025 204-B	3.65%
8.857% Shriram Finance Ltd. B & D 02-09-2027	1.77%

<b>Total</b>	<b>12.90%</b>
--------------	---------------

Government Securities	% of AUM
0.00% GOI FRB_Gsec 04-10-2028	2.75%
7.23% GoI Cg 15-04-2039	2.33%
<b>Total</b>	<b>5.08%</b>

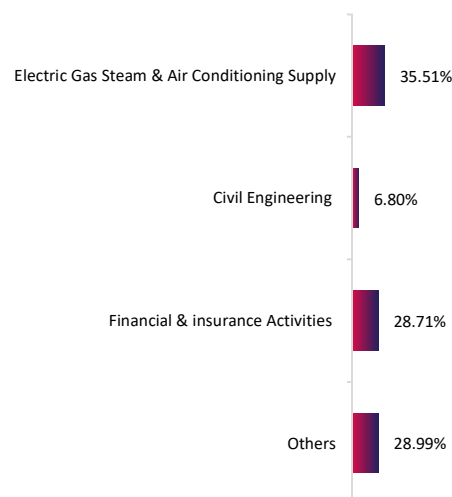
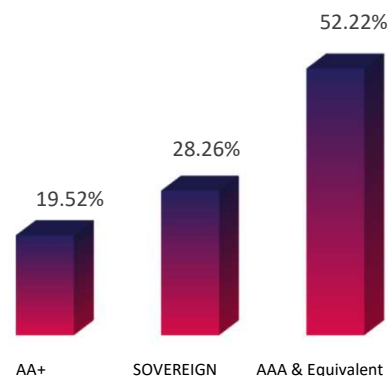
<b>Money Market</b>	<b>82.02%</b>
---------------------	---------------

<b>Grand Total</b>	<b>100%</b>
--------------------	-------------

**FUND DESCRIPTION**

Fund Manager Name	No of Funds Managed		
	Equity	Debt	Balanced
Mr. Raghavan MJ	12	10	8
Launch Date	01-Feb-06		
Benchmark	CRISIL T-Bill Index #		
Risk Profile	Low		
NAV as on 30-Sep-24	33.3807		
Modified Duration	0.71		

# Upto 31st March 2018, benchmark is CRISIL Liquifex &amp; from 1st April 2018 onwards benchmark is CRISIL T-Bill Index.

**TOP 10 INDUSTRY SECTOR**

**DEBT RATING PROFILE**


\* Debt fund manager, managing debt portion of Equity, Debt and Balanced oriented fund.

\* Equity fund manager, managing equity portion of Equity, Debt and Balanced oriented fund.

\*) Returns less than or equal to one year are absolute returns. Returns greater than a year are in terms of Compound Annual Growth Rate (CAGR) is expressed as a percentage rounded to the nearest 0.1%.

ii) Past performance of any of the funds is not indicative of their future performance.

**MONEY MARKET PENSION FUND (SFIN – ULIF013200308PEMNMTFND111) as on 30 September 2024**
**INVESTMENT OBJECTIVE:** To provide an option to deploy the funds in liquid and safe instruments so as to avoid market risk on a temporary basis.

Assets Mix (In %)	Min	Max	Actual	AUM (In Crs)
Debt	0	20	16.65	16.53
Money Market	80	100	83.35	82.77
<b>Total</b>			<b>100</b>	<b>99.30</b>

**FUND PERFORMANCE\***

Returns	1 Mth	6 Mths	1 yr	2 yrs	3 yrs	Inception
Money Market Pension Fund	0.64%	3.59%	7.15%	6.78%	5.78%	7.06%
Benchmark	0.62%	3.73%	7.51%	7.18%	6.05%	6.89%

**ASSET CATEGORY**

Corporate Debt	% of AUM
8.60% Muthoot Finance Limited B & D 25-08-2025 Trn Vi 25-A Opt li	0.50%
8.065% Sundaram Fin B & D 22-05-2026 Y 1	1.51%
8.12% Bajaj Finance Limited B & D 10-09-2027	1.52%
5.81% Rec Limited B & D 31-12-2025 204-B	4.93%
8.857% Shriram Finance Ltd. B & D 02-09-2027	2.05%

<b>Total</b>	<b>10.50%</b>
--------------	---------------

Government Securities	% of AUM
0.00% GOI FRB_Gsec 04-10-2028	4.05%
7.23% GoI Cg 15-04-2039	2.10%
<b>Total</b>	<b>6.14%</b>

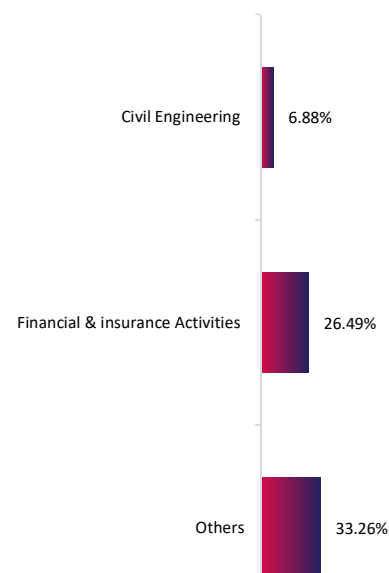
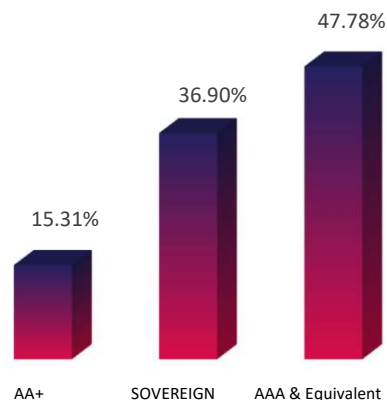
<b>Money Market</b>	<b>83.35%</b>
---------------------	---------------

<b>Grand Total</b>	<b>100%</b>
--------------------	-------------

**FUND DESCRIPTION**

Fund Manager Name	No of Funds Managed		
	Equity	Debt	Balanced
Mr. Raghavan MJ	12	10	8
Launch Date	20-Mar-08		
Benchmark	CRISIL T-Bill Index #		
Risk Profile	Low		
NAV as on 30-Sep-24	30.8941		
Modified Duration	0.66		

# Upto 31st March 2018, benchmark is CRISIL Liquifex &amp; from 1st April 2018 onwards benchmark is CRISIL T-Bill Index.

**TOP 10 INDUSTRY SECTOR**

**DEBT RATING PROFILE**


\* Debt fund manager, managing debt portion of Equity, Debt and Balanced oriented fund.

\* Equity fund manager, managing equity portion of Equity, Debt and Balanced oriented fund.

\*) Returns less than or equal to one year are absolute returns. Returns greater than a year are in terms of Compound Annual Growth Rate (CAGR) is expressed as a percentage rounded to the nearest 0.1%.

ii) Past performance of any of the funds is not indicative of their future performance.

**GPF070211 GUARANTEED PENSION FUND (SFIN – ULIF022090211PEGURNTFND111) as on 30 September 2024**

INVESTMENT OBJECTIVE: To maximise the investment return subject to a guaranteed<sup>^</sup> return over a pre specified fixed period (till the last vesting date of all policies invested in the fund). It aims to guarantee a reverse repo related return by investing mostly in fixed income securities (debt instruments, money market instruments and cash) with maturities close to the maturity date of the fund.

Assets Mix (In %)	Min	Max	Actual	AUM (In Crs)
Equity	0	10	0.00	0.00
Debt & Money Market	90	100	100.00	2.49
<b>Total</b>			<b>100</b>	<b>2.49</b>

**FUND PERFORMANCE\***

Returns	1 Mth	6 Mths	1 yr	2 yrs	3 yrs	Inception
GPF070211 Guaranteed Pension Fund	0.59%	3.29%	6.70%	6.07%	4.37%	6.63%
Benchmark	NA	NA	NA	NA	NA	NA

<sup>^</sup>The Guaranteed NAV is applicable only at maturity, and shall be further subject to the Policy being in force till the Maturity Date. Guarantee Charge of 0.35% p.a. would be recovered from the Fund (through cancellation of units) to provide the NAV Guarantee.

Government Securities	% of AUM
5.63% GOI CG 12-04-2026	79.01%
<b>Total</b>	<b>79.01%</b>

Money Market	20.99%
--------------	--------


<b>Grand Total</b>	<b>100%</b>
--------------------	-------------

**FUND DESCRIPTION**

Fund Manager Name	No of Funds Managed		
	Equity	Debt	Balanced
Mr. Tarang Hora	2	3	1
Launch Date	09-Feb-11		
Benchmark	NA		
Risk Profile	Low		
NAV as on 30-Sep-24	24.0292		
Modified Duration	1.09		



 Debt fund manager, managing debt portion of Equity, Debt and Balanced oriented fund.

 Equity fund manager, managing equity portion of Equity, Debt and Balanced oriented fund.

\*i) Returns less than or equal to one year are absolute returns. Returns greater than a year are in terms of Compound Annual Growth Rate (CAGR) is expressed as a percentage rounded to the nearest 0.1%.

ii) Past performance of any of the funds is not indicative of their future performance.



**DISCONTINUED POLICY FUND (SFIN – ULIF024110411DISCOPOFND111) as on 30 September 2024**

**INVESTMENT OBJECTIVE:** The objective of the fund is to achieve relatively less volatile investment return mainly through debt instruments and accumulation of income through investment in fixed interest securities and liquid investments.

Assets Mix (In %)	Min	Max	Actual	AUM (In Crs)
Govt. Securities	60	100	97.94	7,448.71
Money Market	0	40	2.06	156.46
<b>Total</b>			<b>100</b>	<b>7,605.17</b>

**FUND PERFORMANCE\***

Returns	1 Mth	6 Mths	1 yr	2 yrs	3 yrs	Inception
Discontinued Policy Fund	0.79%	4.25%	7.89%	7.01%	5.34%	6.41%
Benchmark	NA	NA	NA	NA	NA	NA



**ASSET CATEGORY**

Government Securities	% of AUM
0.00% GOI FRB_Gsec 04-10-2028	10.04%
7.10% GOI CG 18-04-2029	8.69%
7.06% GOI CG 10-04-2028	8.65%
7.04% GOI Cg 03-06-2029	7.46%
7.37% GOI CG 23-10-2028	7.41%
7.26% GOI CG 14-01-2029	6.92%
7.59% GOI CG 11-01-2026	5.81%
7.38% GOI CG 20-06-2027	4.62%
7.17% GOI CG 17-04-2030	3.16%
7.27% GOI CG 08-04-2026	1.79%
Others	33.40%
<b>Total</b>	<b>97.94%</b>
Money Market	2.06%
<b>Grand Total</b>	<b>100%</b>

**FUND DESCRIPTION**

Fund Manager Name	No of Funds Managed		
	Equity	Debt	Balanced
Mr. Raghavan MJ	12	10	8
Launch Date	11-Apr-11		
Benchmark	NA		
Risk Profile	Low		
NAV as on 30-Sep-24	23.1033		
Modified Duration	2.74		

**DEBT RATING PROFILE**


 Debt fund manager, managing debt portion of Equity, Debt and Balanced oriented fund.  
 Equity fund manager, managing equity portion of Equity, Debt and Balanced oriented fund.

\*) Returns less than or equal to one year are absolute returns. Returns greater than a year are in terms of Compound Annual Growth Rate (CAGR) is expressed as a percentage rounded to the nearest 0.1%.  
 ii) Past performance of any of the funds is not indicative of their future performance.

**EQUITY PENSION FUND II (SFIN – ULIF027300513PEEQIT2FND111) as on 30 September 2024**

INVESTMENT OBJECTIVE: The objective of this fund is to provide high equity exposure targeting higher returns in the long term.

Assets Mix (In %)	Min	Max	Actual	AUM (In Crs)
Equity	80	100	98.70	12,364.87
Debt	0	20	0.00	0.00
Money Market	0	20	1.30	163.19
<b>Total</b>			<b>100</b>	<b>12,528.06</b>

**FUND PERFORMANCE\***

Returns	1 Mth	6 Mths	1 yr	2 yrs	3 yrs	Inception
Equity Pension Fund II	3.08%	17.23%	31.25%	22.62%	13.82%	14.75%
Benchmark	2.28%	15.60%	31.43%	22.88%	13.57%	14.26%

**ASSET CATEGORY**

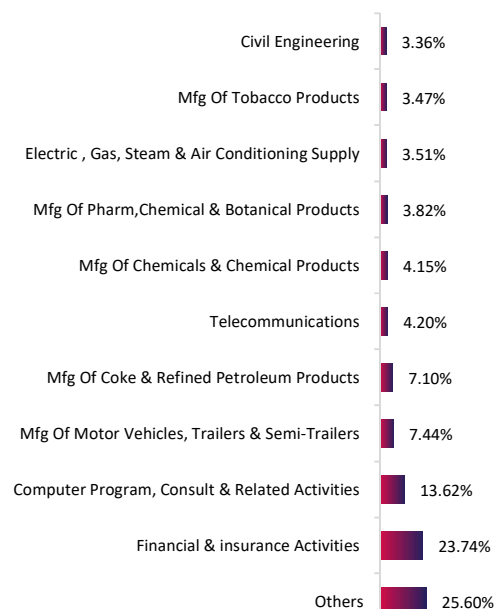
Equity	% of AUM
HDFC Bank Ltd.	7.50%
ICICI Bank Ltd	6.80%
Reliance Industries Ltd.	6.58%
Infosys Limited	6.05%
Bharti Airtel Ltd.	4.20%
ITC Ltd.	3.47%
Tata Consultancy Services Ltd.	3.40%
Larsen & Toubro Ltd.	3.36%
ICICI Prudential Private Banks Etf Split	3.29%
Mahindra & Mahindra Ltd.	2.70%
Others	52.14%
<b>Total</b>	<b>98.70%</b>

Corporate Debt	% of AUM
<b>Total</b>	<b>0.00%</b>

Money Market	% of AUM
<b>Total</b>	<b>1.30%</b>
<b>Grand Total</b>	<b>100%</b>

**FUND DESCRIPTION**

Fund Manager Name	No of Funds Managed		
	Equity	Debt	Balanced
Mr. Raghavan MJ	12	10	8
Vineet Lakhotia	4	0	1
Launch Date	10-Jan-14		
Benchmark	Nifty 50		
Risk Profile	High		
NAV as on 30-Sep-24	43.7864		
Modified Duration	0.00		

**TOP 10 INDUSTRY SECTOR**


\* Debt fund manager, managing debt portion of Equity, Debt and Balanced oriented fund.

\* Equity fund manager, managing equity portion of Equity, Debt and Balanced oriented fund.

\*i) Returns less than or equal to one year are absolute returns. Returns greater than a year are in terms of Compound Annual Growth Rate (CAGR) is expressed as a percentage rounded to the nearest 0.1%.

ii) Past performance of any of the funds is not indicative of their future performance.

**BOND PENSION FUND II (SFIN – ULIF028300513PENBON2FND111) as on 30 September 2024**

**INVESTMENT OBJECTIVE:** The objective of this fund is to provide relatively safe and less volatile investment option mainly through debt instruments and accumulation of income through investment in fixed income securities.

Assets Mix (In %)	Min	Max	Actual	AUM (In Crs)
Debt	60	100	94.32	26,389.32
Money Market	0	40	5.68	1,589.93
<b>Total</b>			<b>100</b>	<b>27,979.25</b>

**FUND PERFORMANCE\***

Returns	1 Mth	6 Mths	1 yr	2 yrs	3 yrs	Inception
Bond Pension Fund II	1.48%	4.81%	9.60%	8.24%	5.48%	7.60%
Benchmark	1.05%	4.73%	9.27%	8.49%	5.95%	8.29%

**ASSET CATEGORY**

Corporate Debt	% of AUM
7.79% HDFC Bank B & D 24-11-2032 AA-013	3.99%
7.98% REC LIMITED B & D 30-04-2099 222	2.03%
7.43% NBFID B & D 04-07-2034	1.77%
6.50% PFC B & D 17-09-2025	1.59%
8.70% Bharti Telecom Limited B & D 05-12-2025 XIII	1.43%
7.64% Axis Bank B & D 07-03-2034 Infra Bond Series 7	1.37%
7.69% REC Limited B & D 31-01-2033 218 B	1.34%
7.75% HDFC Bank B & D 13-06-2033 Us-006	1.32%
7.60% PFC B & D 25-08-2033 BS 233C	1.24%
7.80% HDFC Bank B & D 06-09-2032 AA-010	1.02%
Others	36.74%
<b>Total</b>	<b>53.84%</b>

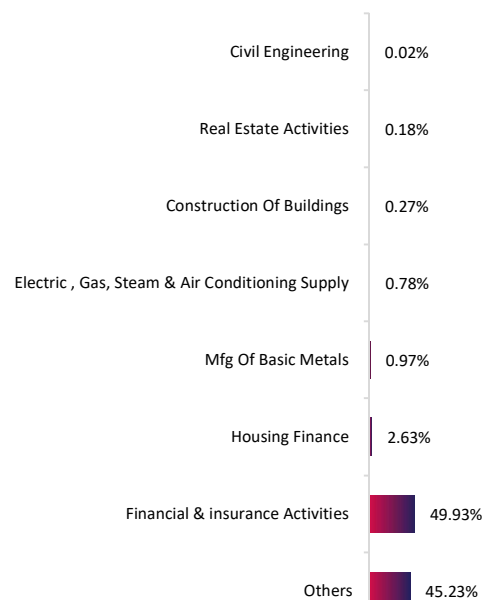
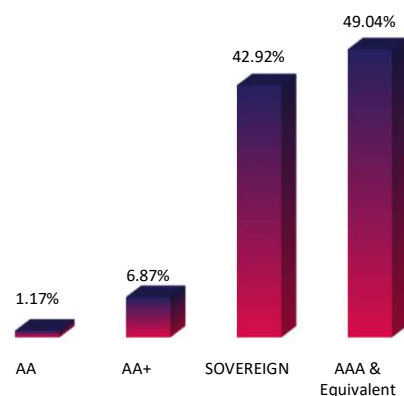
Government Securities	% of AUM
7.34% GOI CG 22-04-2064	14.10%
7.25% GOI CG 12-06-2063	7.74%
7.10% GOI CG 08-04-2034	4.03%
7.46% GOI CG 06-11-2073	3.59%
7.37% GOI CG 23-01-2054 SGRB	3.29%
8.17% GOI CG 01-12-2044	2.40%
6.80% GOI CG 15-12-2060	1.61%
7.38% Tamil Nadu SDL 06-03-2054	1.34%
7.46% Karnataka SDL 20-03-2038	0.72%
6.54% GOI CG 17-01-2032	0.50%
Others	1.16%
<b>Total</b>	<b>40.48%</b>



Money Market	5.68%
--------------	-------

<b>Grand Total</b>	<b>100%</b>
--------------------	-------------

**FUND DESCRIPTION**

Fund Manager Name	No of Funds Managed		
	Equity	Debt	Balanced
Mr. Saurab Passi	0	1	0
Launch Date	10-Jan-14		
Benchmark	Crisil CompBex		
Risk Profile	Low to Medium		
NAV as on 30-Sep-24	21.9438		
Modified Duration	7.13		

**TOP 10 INDUSTRY SECTOR**

**DEBT RATING PROFILE**


 Debt fund manager, managing debt portion of Equity, Debt and Balanced oriented fund.  
 Equity fund manager, managing equity portion of Equity, Debt and Balanced oriented fund.

\*) Returns less than or equal to one year are absolute returns. Returns greater than a year are in terms of Compound Annual Growth Rate (CAGR) is expressed as a percentage rounded to the nearest 0.1%.  
 ii) Past performance of any of the funds is not indicative of their future performance.

**MONEY MARKET PENSION FUND II (SFIN – ULIF029300513PEMNYM2FND111) as on 30 September 2024**

INVESTMENT OBJECTIVE: To provide an option to deploy the funds in liquid and safe instruments so as to avoid market risk on a temporary basis.

Assets Mix (In %)	Min	Max	Actual	AUM (In Crs)
Debt	0	20	17.72	259.67
Money Market	80	100	82.28	1,205.75
<b>Total</b>			<b>100</b>	<b>1,465.43</b>

**FUND PERFORMANCE\***

Returns	1 Mth	6 Mths	1 yr	2 yrs	3 yrs	Inception
Money Market Pension Fund II	0.58%	3.41%	6.91%	6.47%	5.53%	6.12%
Benchmark	0.62%	3.73%	7.51%	7.18%	6.05%	6.62%

**ASSET CATEGORY**

Corporate Debt	% of AUM
8.50% Au Small Finance Bank Limited Fd 17-02-2025	3.21%
8.60% Muthoot Finance Limited B & D 25-08-2025 Trn Vi 25-A Opt li	1.19%
8.065% Sundaram Fin B & D 22-05-2026 Y 1	2.32%
8.12% Bajaj Finance Limited B & D 10-09-2027	1.03%
5.81% Rec Limited B & D 31-12-2025 204-B	2.00%
8.857% Shriram Finance Ltd. B & D 02-09-2027	1.11%

<b>Total</b>	<b>10.86%</b>
--------------	---------------

Government Securities	% of AUM
0.00% GOI FRB_Gsec 04-10-2028	6.86%

<b>Total</b>	<b>6.86%</b>
--------------	--------------

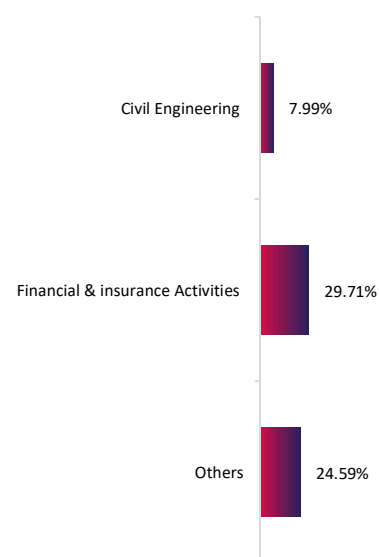
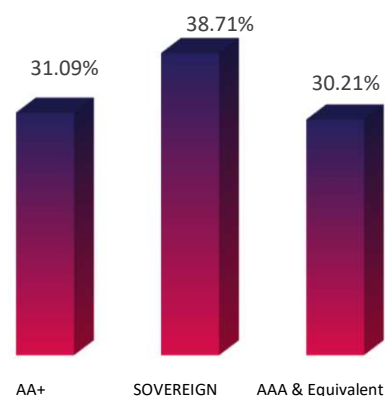
<b>Money Market</b>	<b>82.28%</b>
---------------------	---------------

<b>Grand Total</b>	<b>100%</b>
--------------------	-------------

**FUND DESCRIPTION**

Fund Manager Name	No of Funds Managed		
	Equity	Debt	Balanced
Mr. Raghavan MJ	12	10	8
Launch Date	10-Jan-14		
Benchmark	CRISIL T-Bill Index #		
Risk Profile	Low		
NAV as on 30-Sep-24	18.9252		
Modified Duration	0.65		

# Upto 31st March 2018, benchmark is CRISIL Liquifex &amp; from 1st April 2018 onwards benchmark is CRISIL T-Bill Index.

**TOP 10 INDUSTRY SECTOR**

**DEBT RATING PROFILE**


\* Debt fund manager, managing debt portion of Equity, Debt and Balanced oriented fund.

\* Equity fund manager, managing equity portion of Equity, Debt and Balanced oriented fund.

\*) Returns less than or equal to one year are absolute returns. Returns greater than a year are in terms of Compound Annual Growth Rate (CAGR) is expressed as a percentage rounded to the nearest 0.1%.

ii) Past performance of any of the funds is not indicative of their future performance.

**DISCONTINUE PENSION FUND (SFIN – ULIF025300513PEDISCOFND111) as on 30 September 2024**

**INVESTMENT OBJECTIVE:** The objective of the fund is to achieve relatively less volatile investment return mainly through debt instruments and accumulation of income through investment in fixed interest securities and liquid investments.

Assets Mix (In %)	Min	Max	Actual	AUM (In Crs)
Govt. Securities	60	100	95.70	4,796.44
Money Market	0	40	4.30	215.28
<b>Total</b>			<b>100</b>	<b>5,011.72</b>

**FUND PERFORMANCE\***

Returns	1 Mth	6 Mths	1 yr	2 yrs	3 yrs	Inception
Discontinue Pension Fund	0.78%	4.23%	7.87%	6.98%	5.38%	6.83%
Benchmark	NA	NA	NA	NA	NA	NA

**ASSET CATEGORY**

Government Securities	% of AUM
0.00% GOI FRB_Gsec 04-10-2028	11.33%
7.10% GOI CG 18-04-2029	7.10%
7.06% GOI CG 10-04-2028	7.07%
7.04% GOI Cg 03-06-2029	5.97%
7.26% GOI CG 14-01-2029	5.71%
7.37% GOI CG 23-10-2028	5.62%
6.79% GOI CG 15-05-2027	4.17%
7.59% GOI CG 11-01-2026	3.83%
0.00% GOI FRB_Gsec 22-09-2033	3.79%
8.28% GOI CG 21-09-2027	3.12%
Others	37.99%
<b>Total</b>	<b>95.70%</b>
<b>Money Market</b>	<b>4.30%</b>
<b>Grand Total</b>	<b>100%</b>

**FUND DESCRIPTION**

Fund Manager Name	No of Funds Managed		
	Equity	Debt	Balanced
Mr. Raghavan MJ	12	10	8
Launch Date	22-Aug-14		
Benchmark	NA		
Risk Profile	Low		
NAV as on 30-Sep-24	19.5095		
Modified Duration	2.83		

**DEBT RATING PROFILE**


\*i) Debt fund manager, managing debt portion of Equity, Debt and Balanced oriented fund.  
 \*ii) Equity fund manager, managing equity portion of Equity, Debt and Balanced oriented fund.

\*i) Returns less than or equal to one year are absolute returns. Returns greater than a year are in terms of Compound Annual Growth Rate (CAGR) is expressed as a percentage rounded to the nearest 0.1%.  
 ii) Past performance of any of the funds is not indicative of their future performance.

**PURE FUND (SFIN – ULIF030290915PUREULPFND111) as on 30 September 2024**

**INVESTMENT OBJECTIVE:** The objective of this fund is to provide high equity exposure targeting higher returns in the long term. The Fund invests in Equities of sectors other than banks, financial institutions and non-banking financial companies, breweries, distilleries, alcohol based chemicals, cigarettes, tobacco, entertainment (Films, TV etc), hotels, gambling, lotteries, contests, leather, animal produce, sugar and hatcheries.

Assets Mix (In %)	Min	Max	Actual	AUM (In Crs)
Equity	80	100	96.86	1,206.12
Money Market	0	20	3.14	39.08
<b>Total</b>			<b>100</b>	<b>1,245.20</b>

**FUND PERFORMANCE\***

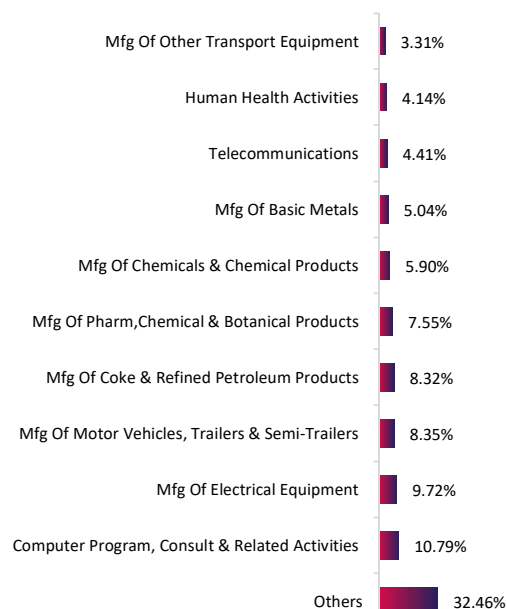
Returns	1 Mth	6 Mths	1 yr	2 yrs	3 yrs	Inception
Pure Fund	2.46%	19.58%	36.52%	25.59%	15.44%	14.69%
Benchmark	NA	NA	NA	NA	NA	NA

**ASSET CATEGORY**


Equity	% of AUM
Reliance Industries Ltd.	7.14%
Hitachi Energy India Ltd.	4.41%
Bharti Airtel Ltd. Partly Paid 1.25	4.34%
Infosys Limited	3.80%
ZF Commercial Vehicle Control Systems India Ltd	3.59%
Jupiter Life Line Hospitals Ltd.	3.31%
Whirlpool Of India Limited	3.28%
Larsen & Toubro Ltd.	2.78%
Atul Limited	2.72%
Sundram Fasteners Ltd	2.20%
Others	59.30%
<b>Total</b>	<b>96.86%</b>
<b>Money Market</b>	<b>3.14%</b>
<b>Grand Total</b>	<b>100%</b>

**FUND DESCRIPTION**

Fund Manager Name	No of Funds Managed		
	Equity	Debt	Balanced
Mr. Raghavan MJ	12	10	8
Mr. Devesh R Dokwal	5	0	8
Launch Date	21-Jun-16		
Benchmark	NA		
Risk Profile	High		
NAV as on 30-Sep-24	31.1258		
Modified Duration	0.00		

**TOP 10 INDUSTRY SECTOR**


 Debt fund manager, managing debt portion of Equity, Debt and Balanced oriented fund.

 Equity fund manager, managing equity portion of Equity, Debt and Balanced oriented fund.

\*i) Returns less than or equal to one year are absolute returns. Returns greater than a year are in terms of Compound Annual Growth Rate (CAGR) is expressed as a percentage rounded to the nearest 0.1%.

ii) Past performance of any of the funds is not indicative of their future performance.

## MIDCAP FUND (SFIN – ULIF031290915MIDCAPFUND111) as on 30 September 2024

INVESTMENT OBJECTIVE: The objective of this fund is to provide high equity exposure targeting higher returns in the long term by investing predominantly in Midcap Companies.

Assets Mix (In %)	Min	Max	Actual	AUM (In Crs)
Equity	80	100	94.71	30,397.74
Debt	0	20	2.34	750.97
Money Market	0	20	2.95	946.29
<b>Total</b>			<b>100</b>	<b>32,095.00</b>

## FUND PERFORMANCE\*

Returns	1 Mth	6 Mths	1 yr	2 yrs	3 yrs	Inception
Midcap Fund	2.14%	26.54%	52.25%	37.55%	24.27%	21.44%
Benchmark	1.46%	25.12%	48.39%	40.05%	25.57%	19.80%

## ASSET CATEGORY

Equity	% of AUM
Trent Ltd.	2.62%
Persistent Systems Limited	2.03%
Federal Bank Ltd.	1.98%
Lupin Ltd.	1.77%
Indian Hotels Co. Ltd.	1.71%
Dixon Technologies (India) Ltd	1.70%
Cummins India Ltd.	1.66%
Coforge Ltd.	1.64%
Fortis Healthcare Ltd	1.62%
Hindustan Petroleum Corporation Limited	1.62%
Others	76.36%
<b>Total</b>	<b>94.71%</b>

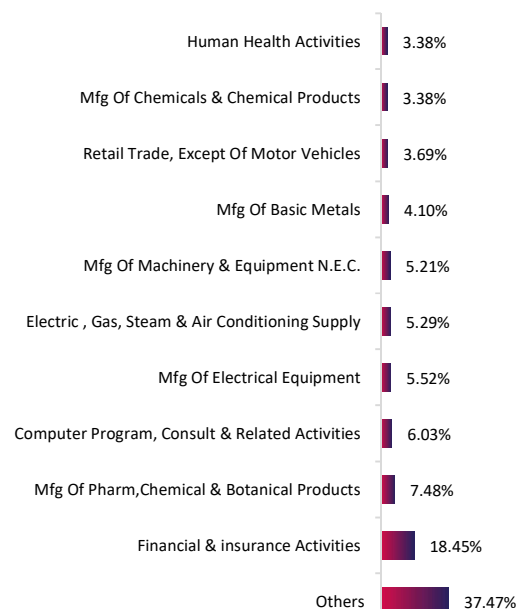
Corporate Debt	% of AUM
BANDHAN LIQUID FUND - DIRECT PLAN - GROWTH	0.63%
INVESCO INDIA LIQUID FUND - GROWTH - DISTRIBUTOR	0.54%
SBI LIQUID FUND - DIRECT PLAN - GROWTH	0.49%
LIC MF LIQUID FUND - DIRECT - GROWTH	0.35%
UTI LIQUID CASH PLAN - INSTITUTIONAL - GROWTH	0.32%
<b>Total</b>	<b>2.34%</b>

<b>Money Market</b>	<b>2.95%</b>
<b>Grand Total</b>	<b>100%</b>

## FUND DESCRIPTION

Fund Manager Name	No of Funds Managed		
	Equity	Debt	Balanced
Mr. Tarang Hora	2	3	1
Mr. Vishal Modi	1	0	0
Launch Date	21-Jun-16		
Benchmark	NIFTY Free Float Midcap 100		
Risk Profile	High		
NAV as on 30-Sep-24	49.985		
Modified Duration	0.00		

## TOP 10 INDUSTRY SECTOR



## DEBT RATING PROFILE

100.00%



AAA &amp; Equivalent

Debt fund manager, managing debt portion of Equity, Debt and Balanced oriented fund.  
Equity fund manager, managing equity portion of Equity, Debt and Balanced oriented fund.

\*i) Returns less than or equal to one year are absolute returns. Returns greater than a year are in terms of Compound Annual Growth Rate (CAGR) is expressed as a percentage rounded to the nearest 0.1%.  
ii) Past performance of any of the funds is not indicative of their future performance.

**BOND OPTIMISER FUND (SFIN – ULIF032290618BONDOPTFND111) as on 30 September 2024**

**INVESTMENT OBJECTIVE:** The objective of this fund is to earn returns higher than pure fixed income fund by investing in a mix of Government securities, Corporate Bonds, Money market instrument & upto 25% in Equity instruments.

Assets Mix (In %)	Min	Max	Actual	AUM (In Crs)
Equity	0	25	21.92	649.48
Debt	75	100	75.72	2,244.16
Money Market	0	25	2.36	69.94
<b>Total</b>			<b>100</b>	<b>2,963.58</b>

**FUND PERFORMANCE\***

Returns	1 Mth	6 Mths	1 yr	2 yrs	3 yrs	Inception
Bond Optimiser Fund	1.73%	8.01%	15.49%	12.58%	8.89%	14.50%
Benchmark	1.30%	6.91%	13.54%	11.35%	7.60%	9.66%

**ASSET CATEGORY**

Equity	% of AUM
HDFC Bank Ltd.	2.26%
ICICI Bank Ltd	1.96%
Reliance Industries Ltd.	1.51%
Infosys Limited	1.32%
Larsen & Toubro Ltd.	0.82%
Trent Ltd.	0.74%
ITC Ltd.	0.73%
Bharti Airtel Ltd.	0.67%
Mahindra & Mahindra Ltd.	0.63%
NTPCLimited	0.54%
Others	10.71%
<b>Total</b>	<b>21.92%</b>

Corporate Debt	% of AUM
7.68% BOB B & D 01-12-2033 XX-II	1.74%
7.92% Tata Capital Housing Finance Limited B & D 07-07-2034	1.72%
8.20% PGCB & D 23-01-2025 XI VIII	1.69%
7.93% Tata Power Renewable Energy Limited B & D 26-06-2034 li	1.37%
7.75% HDFC Bank B & D 13-06-2033 Us-006	1.20%
7.95% LIC Housing Fin B & D 21-02-2033 430	0.86%
7.9265% Lic Housing Fin B & D 14-07-2027 442	0.85%
7.80% The Ramco Cements Limited 12-09-2028	0.85%
7.95% LIC Housing Fin B & D 29-01-2028 359	0.85%
7.66% L&T B & D 09-11-2025	0.84%
Others	15.52%
<b>Total</b>	<b>27.49%</b>

Government Securities	% of AUM
7.30% GOI CG 19-06-2053	10.88%
7.23% GoI Cg 15-04-2039	8.70%
7.18% GOI CG 24-07-2037	6.50%
7.18% GOI CG 14-08-2033	4.43%
7.34% GOI CG 22-04-2064	3.59%
7.25% GOI CG 12-06-2063	3.17%
7.50% GOI CG 10-08-2034	2.30%
6.62% GOI CG 28-11-2051	1.48%
6.63% Tamil Nadu SDL 23-12-2035	1.30%
6.54% GOI CG 17-01-2032	0.97%
Others	4.91%
<b>Total</b>	<b>48.23%</b>

Money Market	2.36%
--------------	-------

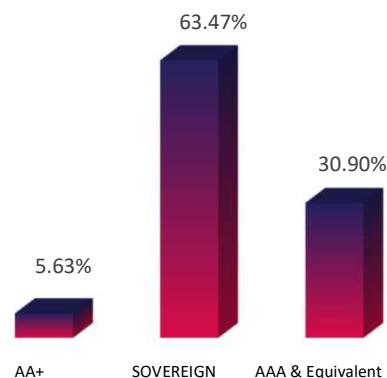
<b>Grand Total</b>	<b>100%</b>
--------------------	-------------

**FUND DESCRIPTION**

Fund Manager Name	No of Funds Managed		
	Equity	Debt	Balanced
Mr. Tarang Hora	2	3	1
Mr. Divesh Kumar	2	1	0
Launch Date	31-Jan-19		
Benchmark	Nifty50 (20%) CompBEX(80%)		
Risk Profile	Low to Medium		
NAV as on 30-Sep-24	21.5483		
Modified Duration	7.39		

**TOP 10 INDUSTRY SECTOR**

Mfg Of Pharm,Chemical & Botanical Products	1.10%
Mfg Of Chemicals & Chemical Products	1.15%
Mfg Of Other Non-Metallic Mineral Products	1.18%
Mfg Of Motor Vehicles, Trailers & Semi-Trailers	1.41%
Civil Engineering	1.71%
Mfg Of Coke & Refined Petroleum Products	2.53%
Computer Program, Consult & Related Activities	2.54%
Electric , Gas, Steam & Air Conditioning Supply	5.13%
Housing Finance	5.92%
Financial & insurance Activities	20.01%
Others	57.31%

**DEBT RATING PROFILE**


Debt fund manager, managing debt portion of Equity, Debt and Balanced oriented fund.  
 Equity fund manager, managing equity portion of Equity, Debt and Balanced oriented fund.

\*i) Returns less than or equal to one year are absolute returns. Returns greater than a year are in terms of Compound Annual Growth Rate (CAGR) is expressed as a percentage rounded to the nearest 0.1%.  
 ii) Past performance of any of the funds is not indicative of their future performance.



**CORPORATE BOND FUND (SFIN – ULIF033290618CORBONDFND111) as on 30 September 2024**

**INVESTMENT OBJECTIVE:** The objective of this fund is to earn steady income for policy holders by investing in debt instruments & optimise returns for the portfolio by predominantly investing in corporate bonds of medium term maturities. This strategy reduces the volatility caused by sharp movements in interest rates.

Assets Mix (In %)	Min	Max	Actual	AUM (In Crs)
Debt	70	100	95.98	938.14
Money Market	0	30	4.02	39.25
<b>Total</b>			<b>100</b>	<b>977.39</b>

**FUND PERFORMANCE\***

Returns	1 Mth	6 Mths	1 yr	2 yrs	3 yrs	Inception
Corporate Bond Fund	1.15%	4.18%	8.16%	7.13%	5.04%	7.52%
Benchmark	1.09%	4.51%	8.52%	7.75%	5.34%	7.70%

**ASSET CATEGORY**

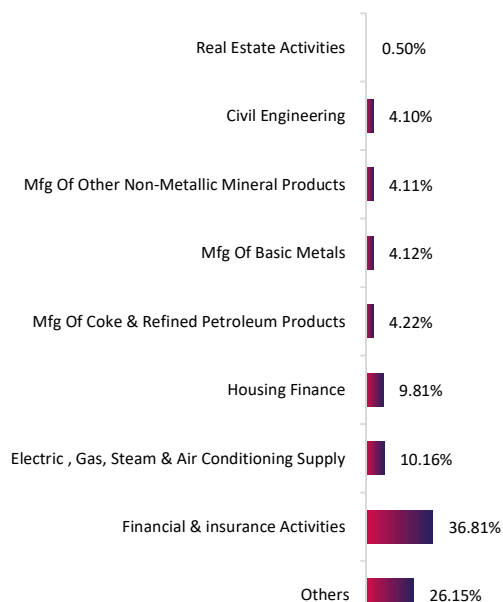
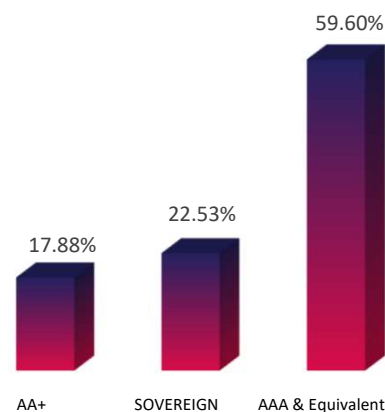
Corporate Debt	% of AUM
7.68% BOB B & D 01-12-2033 XX-II	5.29%
9.00% HDFC Bank B & D 29-11-2028 U-005 (HDFC)	2.68%
7.70% PGCB & D 12-10-2033 LXXIV-74	2.61%
7.65% PGCB & D 11-01-2034 75- LXXV	2.60%
8.85% Muthoot Finance Limited B & D 20-12-2028 30-A Opt I	2.59%
7.725% L&T B & D 28-04-2028	2.57%
7.80% The Ramco Cements Limited 12-09-2028	2.57%
9.90% Tata Power B & D 25-08-2028 II	2.20%
7.79% RIL B & D 10-11-2033 P	2.10%
8.05% Tata Capital Housing Finance Limited B & D 18-06-2029 A	2.07%
Others	46.58%
<b>Total</b>	<b>73.85%</b>



Government Securities	% of AUM
7.23% GoI Cg 15-04-2039	5.32%
7.18% GOI CG 14-08-2033	4.28%
7.30% GOI CG 19-06-2053	4.15%
7.45% Maharashtra SDL 20-03-2038	2.64%
7.10% GOI CG 08-04-2034	1.36%
7.50% Tamil Nadu SDL 27-03-2054	1.07%
7.34% GOI CG 22-04-2064	0.97%
8.27% Gujrat SDL 13-01-2026	0.52%
7.60% FCI B & D 09-01-2030 Vii A	0.52%
7.18% GOI CG 24-07-2037	0.42%
Others	0.88%
<b>Total</b>	<b>22.14%</b>

Money Market	4.02%
<b>Grand Total</b>	<b>100%</b>

**FUND DESCRIPTION**

Fund Manager Name	No of Funds Managed		
	Equity	Debt	Balanced
Mr. Tarang Hora	2	3	1
Launch Date	01-Feb-19		
Benchmark	Crisil Medium term Gilt Index 20% Crisil Medium term AAA index 80%		
Risk Profile	Low to Medium		
NAV as on 30-Sep-24	15.0822		
Modified Duration	4.70		

**TOP 10 INDUSTRY SECTOR**

**DEBT RATING PROFILE**


 Debt fund manager, managing debt portion of Equity, Debt and Balanced oriented fund.  
 Equity fund manager, managing equity portion of Equity, Debt and Balanced oriented fund.

\*i) Returns less than or equal to one year are absolute returns. Returns greater than a year are in terms of Compound Annual Growth Rate (CAGR) is expressed as a percentage rounded to the nearest 0.1%.

ii) Past performance of any of the funds is not indicative of their future performance.

**BLUECHIP FUND (SFIN – ULIF034250824BLUECHPFND111) as on 30 September 2024**

**INVESTMENT OBJECTIVE:** Bluechip Fund would mainly invest in companies with large market capitalization segment across various sectors. The scheme will endeavor to identify companies that are relatively stable in comparison to the broader market and endeavor to select stocks based on financial strength of companies, management strategies and reputation, track record and liquidity. Blue Chip Fund will aim to provide investors with opportunities for long-term growth in capital through an active management of investments in a diversified basket of large cap equity. The fund will invest a minimum of 80% in large cap stocks. Generally, Large cap stocks are well established companies having good brand equity and are possibly market leaders in their industries.

Assets Mix (In %)	Min	Max	Actual	AUM (In Crs)
Equity	80	100	88.04	345.45
Debt	0	20	0.00	0.00
Money Market	0	20	11.96	46.94
<b>Total</b>			<b>100</b>	<b>392.39</b>

**FUND PERFORMANCE\***

Returns	1 Mth	6 Mths	1 yr	2 yrs	3 yrs	Inception
Bluechip Fund	5.02%	NA	NA	NA	NA	5.02%
Benchmark	2.34%	NA	NA	NA	NA	3.80%

**ASSET CATEGORY**

Equity	% of AUM
HDFC Bank Ltd.	6.07%
ICICI Bank Ltd	5.98%
Infosys Limited	4.51%
Reliance Industries Ltd.	3.87%
Bajaj Housing Finance Limited	2.80%
Larsen & Toubro Ltd.	2.72%
Bharti Airtel Ltd.	2.68%
NTPCLimited	2.41%
Axis Bank Ltd.	2.30%
Tata Consultancy Services Ltd.	2.10%
Others	52.59%
<b>Total</b>	<b>88.04%</b>

<b>Money Market</b>	<b>11.96%</b>
---------------------	---------------

<b>Grand Total</b>	<b>100%</b>
--------------------	-------------

**FUND DESCRIPTION**

Fund Manager Name	No of Funds Managed		
	Equity	Debt	Balanced
Mr. Vineet Lakhotia	4	0	1

Launch Date	25-Aug-24
Benchmark	Nifty 100
Risk Profile	High
NAV as on 30-Sep-24	10.5022
Modified Duration	0.00

**TOP 10 INDUSTRY SECTOR**

Civil Engineering	2.72%
Mfg Of Electrical Equipment	3.07%
Mfg Of Other Transport Equipment	4.13%
Mfg Of Pharm,Chemical & Botanical Products	4.48%
Mfg Of Chemicals & Chemical Products	4.56%
Mfg Of Coke & Refined Petroleum Products	4.70%
Electric , Gas, Steam & Air Conditioning Supply	4.82%
Mfg Of Motor Vehicles, Trailers & Semi-Trailers	5.37%
Computer Program, Consult & Related Activities	9.91%
Financial & insurance Activities	24.60%
Others	31.65%

Debt fund manager, managing debt portion of Equity, Debt and Balanced oriented fund.

Equity fund manager, managing equity portion of Equity, Debt and Balanced oriented fund.

\*i) Returns less than or equal to one year are absolute returns. Returns greater than a year are in terms of Compound Annual Growth Rate (CAGR) is expressed as a percentage rounded to the nearest 0.1%.

ii) Past performance of any of the funds is not indicative of their future performance.

#### Risk Factors:

1. IN UNIT LINKED POLICIES, THE INVESTMENT RISK IN INVESTMENT PORTFOLIO IS BORNE BY THE POLICYHOLDER.
2. Unit Linked Life Insurance products are different from the traditional products and are subject to market risks.
3. The Linked Insurance products do not offer any liquidity during the first five years of the contract. The policyholders will not be able to surrender/ withdraw the monies invested in Linked Insurance Products completely or partially till the end of fifth year.
4. Premium paid in unit linked policies are subject to investment risks associated with capital markets and NAVs of the units may go up or down based on the performance of fund and factors influencing the capital market and the insured is responsible for his/her decisions.
5. SBI Life Insurance Co. Ltd. is only the name of the insurance company and the various products offered are only the names of the unit linked life insurance contract and does not in any way indicate the quality of the contract, its future prospects or returns.
6. The various funds offered under SBI Life Unit Linked products are only the names of funds and do not in any way indicate the quality of these funds, their future prospects and returns.
7. Please know the associated risk and applicable charges from your Insurance Advisor or the intermediary or the policy document issued by the insurance company.
8. In case of surrender request during the first five years, the fund value shall be payable on the first working day of the 6th policy year. In case of surrender request after 5th policy year, the fund value will be paid immediately.
9. "With effect from 1st November 2013, the composition of 'Debt and Money Market Instruments' has been further split in to two separate Asset class 'Debt Instruments' and 'Money Market Instruments' respectively".
10. All benefits payable under this policy are subject to tax laws and other fiscal enactments in-effect from time to time, please consult your tax advisor for details.
11. In case of Retirement Product\*, benefits by way of surrender, complete withdrawal or maturity/vesting will be available in the form of annuities except to the extent of commutation of such benefits as allowed under the prevailing Income Tax rules.

\* For Retirement products purchase with effect from January 01, 2014.



**BEWARE OF SPURIOUS  
PHONE CALLS AND FICTIOUS /  
FRADULENT OFFERS**

IRDAI or its officials do not involve in activities like selling insurance policies, announcing bonus or investment of premiums. Public receiving such phone calls are requested to lodge a police complaint.

SBI Life Insurance Company Limited and SBI are separate legal entities.

Trade logo displayed above belongs to State Bank of India and is used by SBI Life under license.

**SBI Life Insurance Co. Ltd.**

**To know more about us**

Visit us at [www.sbilife.co.in](http://www.sbilife.co.in) or

Call Toll Free No. 1800 267 9090 (24x7)

**Registered Office and Corporate Office:** "Natraj", M.V Road & Western Express Highway Junction, Andheri (E), Mumbai-400069

**CIN:** L99999MH2000PLC129113

**Email:** [info@sbilife.co.in](mailto:info@sbilife.co.in)

**IRDAI Regn. No.** 111

For more details on Risk Factors, Terms & Conditions, please read the sales brochure carefully before concluding a sale