

invest care GROUP

In unit linked policies, the investment risk in investment portfolio is borne by the policyholder



November, 2024



EMPLOYEE RETIREMENT SOLUTIONS FROM SBI LIFE INSURANCE CO. LTD.

Content

	Page
Group Retirement Solutions	3
Group Fund Performance – Snapshot	4
Group Debt Plus Fund	5
Group Growth Plus Fund	6
Group Balanced Plus Fund	7
Group Short Term Plus Fund	8
Group Debt Plus Fund II	9
Group Balanced Plus Fund II	10
Group Growth Plus Fund II	11
Group Short Term Plus Fund II	12
Group Money Market Plus Fund	13
Group STO Plus Fund II	14
Group Retirement Fund – Traditional	15
SBI Life – CapAssure Gold Fund – Traditional	16
SBI Life – CapAssure Gold Fund II– Traditional	17
Risk Factors	18

GROUP RETIREMENT SOLUTIONS

SBI Life Group Retirement Solutions offer an integrated basket of employee benefit plans catering to both statutory as well as voluntary needs of the employers. The two funds we currently offer in our Group Retirement Portfolio are:

1) Traditional Fund

This fund is available in the following products: SBI Life-CapAssure Gratuity, SBI Life-CapAssure Superannuation, SBI Life-CapAssure Leave Encashment, SBI Life-CapAssure and an umbrella offering under the brand name of SBI Life-CapAssure Gold. SBI Life-CapAssure Gold helps fund management for Defined Benefit Scheme, Defined Contribution Scheme or any combination of the two. The investment objective of this Fund is capital protection and to provide optimal returns to the policyholders on a consistent basis within a reasonable risk framework.

2) Unit Linked Fund

This fund is available under the Product SBI Life - Kalyan ULIP Plus. SBI Life - Kalyan ULIP Plus is a one-stop solution to cater to the fund management needs of any Corporate in the form of Defined Benefit Scheme, Defined Contribution Scheme or 'combination of the two'.

The Group Debt Plus Fund, Group Growth Plus Fund, Group Balanced Plus Fund, Group Short-Term Plus fund, Guarantee Plus fund under SBI Life - Kalyan ULIP, SBI Life - Kalyan ULIP Plus & Group Debt Plus fund II, Group Balanced plus Fund II, Group Growth plus fund II, Group Short term plus fund II, Group Money Market Plus Fund & Group STO Plus Fund II under SBI Life - Kalyan ULIP Plus cater to different risk appetites, while aiming to generate the best in class returns.

Group Retirement Investment Strategy

The investment strategy is to invest primarily in Fixed Income Securities such as Government Securities, corporate debt and short term instruments and a portion of the corpus in equities with higher equity exposure for the Unit Linked product.

Investments are made in top quality corporate debt and prime importance is given to duration management with a view on interest rates. Active management policy is followed for both debt and equity market. The Investment strategy for equity shares is based on the principles that lay emphasis on the concept of sound fundamentals, sustained economic earnings and return on investments. Investment in companies will be with an objective to participate in their business model. The endeavor will be to focus on identification of growth oriented business models, competitive edge, industry structure, earnings margin and quality of management.

IN UNIT LINKED POLICIES, THE INVESTMENT RISK IN INVESTMENT PORTFOLIO IS BORNE BY THE POLICYHOLDER

* Funds under Group Linked Insurance products can be surrendered anytime subject to deduction of applicable surrender charges. Please refer to the terms and conditions of your product for further details.

Group Fund Performance – Snapshot

Funds	Inception Date	AUM as on 31 December 2024 (₹ in Cr)	Bench marks (BM)	Returns in % (Greater than 1 yr : CAGR Returns) **											
				1 yr		2 yrs		3 yrs		4 yrs		5 yrs		Since Inception	
				Fund	BM	Fund	BM	Fund	BM	Fund	BM	Fund	BM	Fund	BM
Group Balanced Plus Fund	16-Jul-09	5.00	Nifty 50 (25%) CompBex (75%)	13.14	12.18	10.50	9.54	8.21	7.73	8.70	8.40	9.38	9.09	10.38	8.93
Group Balanced Plus Fund II	31-Mar-14	194.95		13.51	12.18	10.52	9.54	8.12	7.73	8.56	8.40	9.14	9.09	9.46	9.14
Group Debt Plus Fund	16-Jul-09	104.18	Nifty 50 (10%) CompBex (90%)	11.18	10.56	8.67	8.68	6.51	6.68	6.49	6.65	7.44	7.71	8.96	8.13
Group Debt Plus Fund II	31-Mar-14	171.98		11.33	10.56	8.96	8.68	6.73	6.68	6.66	6.65	7.53	7.71	8.73	8.79
Group Growth Plus Fund	25-Sep-09	2.45	Nifty 50 (45%) CompBex (55%)	15.79	14.29	12.09	10.65	9.64	9.08	11.50	10.70	11.88	10.82	11.83	9.53
Group Growth Plus Fund II	31-Mar-14	27.40		15.45	14.29	12.09	10.65	9.93	9.08	11.28	10.70	11.76	10.82	10.05	9.35
Group Short Term Plus Fund	18-Jul-11	0.00	CRISIL CompBex	NA	NA	NA	NA	NA	NA	NA	NA	NA	NA	NA	NA
Group Short Term Plus Fund II	31-Mar-14	15.05		10.22	9.47	8.27	8.09	6.35	5.96	5.45	5.47	6.03	6.75	7.36	7.58
Group Money Market Plus Fund	31-Mar-14	0.00	CRISIL T-Bill Index	NA	NA	NA	NA	NA	NA	NA	NA	NA	NA	NA	NA
Group STO Plus Fund II	31-Mar-14	0.00		NA	NA	NA	NA	NA	NA	NA	NA	NA	NA	NA	NA

**Past performance of any of the funds above is not indicative of their future performance.
 # Upto 31st March 2018, benchmark is CRISIL Liquifex & from 1st April 2018 onwards benchmark is CRISIL T-Bill Index.

GROUP DEBT PLUS FUND (SFIN - ULGF003160709GRPDBT+FND111) as on 31 December 2024

INVESTMENT OBJECTIVE: To provide an accumulation of income through substantial investment in the fixed income instrument.

Assets Mix (In %)	Min	Max	Actual	AUM (In Crs)
Equity	0	20	9.59	9.99
Debt	40	100	86.30	89.91
Money Market	0	40	4.11	4.28
Total			100	104.18

FUND PERFORMANCE*

Returns	1 Mth	6 Mths	1 yr	2 yrs	3 yrs	Inception
Group Debt Plus Fund	0.81%	5.15%	11.18%	8.67%	6.51%	8.96%
Benchmark	0.48%	4.79%	10.56%	8.68%	6.68%	8.13%

FUND DESCRIPTION

Fund Manager Name	No of Funds Managed		
	Equity	Debt	Balanced
Mr. Devesh R Dokwal	5	0	8
Mr. Raghavan MJ	12	10	8
Launch Date	16-Jul-09		
Benchmark	Nifty 50 (10%) CompBex (90%)		
Risk Profile	Low		
NAV as on 31-Dec-24	37.4485		
Modified Duration	5.93		

This fund option is available under SBI Life - Kalyan ULIP Plus (UIN:111L079V01) (withdrawn product) & SBI Life - Kalyan ULIP (UIN:111L052V01) (withdrawn product)

ASSET CATEGORY

Equity	% of AUM
HDFC Bank Ltd.	1.16%
ICICI Bank Ltd	0.82%
Infosys Limited	0.77%
Reliance Industries Ltd.	0.73%
Larsen & Toubro Ltd.	0.42%
ITC Ltd.	0.36%
Tata Consumer Products Limited	0.34%
NTPCLimited	0.33%
Tata Consultancy Services Ltd.	0.31%
Mahindra & Mahindra Ltd.	0.31%
Others	4.05%
Total	9.59%

Corporate Debt	% of AUM
8.90% BHARTI TELECOM LIMITED B & D 05-11-2031 XXII	4.81%
8.24% MAHINDRA & MAHINDRA FINANCIAL SERVICES LIMITED B & D 06-1	4.79%
8.25% Sbi Cards And Payment Services Limited B & D 08-08-2034	3.87%
7.97% MANKIND PHARMA LTD. B & D 16-11-2027	3.84%
8.78% MUTHOOT FINANCE LIMITED B & D 04-10-2029 38-A OPT I	3.83%
7.76% FED BANK B & D 12-11-2034 I	3.82%
8.95% PFC B & D 30-03-2025 64.III	0.10%
8.49% NTPCLimited B & D 25-03-2025	0.00%

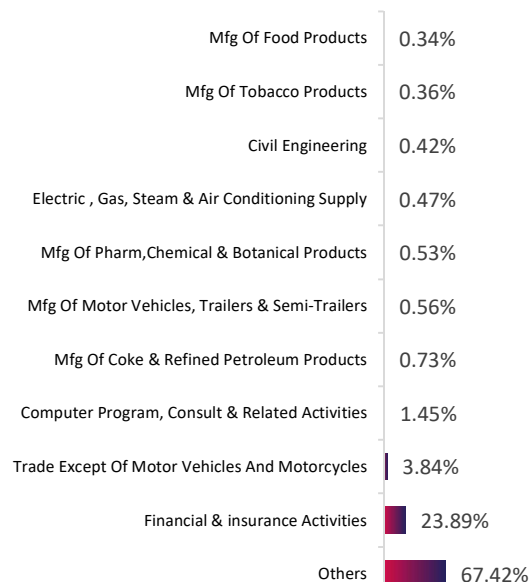
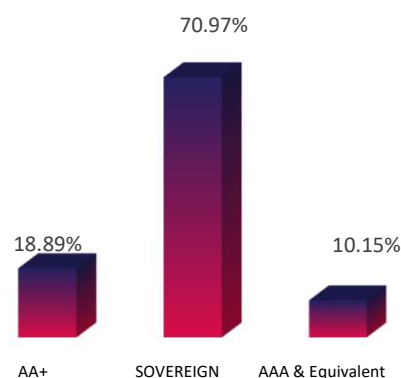
Total	25.06%
--------------	---------------

Government Securities	% of AUM
7.10% GOI CG 08-04-2034	58.84%
7.18% GOI CG 24-07-2037	2.07%
6.54% GOI CG 17-01-2032	0.33%

Total	61.24%
--------------	---------------

Money Market	4.11%
---------------------	--------------

Grand Total	100%
--------------------	-------------

TOP 10 INDUSTRY SECTOR

DEBT RATING PROFILE


* Debt fund manager, managing debt portion of Equity, Debt and Balanced oriented fund.
 * Equity fund manager, managing equity portion of Equity, Debt and Balanced oriented fund.

*) Returns less than or equal to one year are absolute returns. Returns greater than a year are in terms of Compound Annual Growth Rate (CAGR) is expressed as a percentage rounded to the nearest 0.1%.
 ii) Past performance of any of the funds is not indicative of their future performance.

GROUP GROWTH PLUS FUND (ULGF005250909GRPGRT+FND111) as on 31 December 2024

INVESTMENT OBJECTIVE: To provide long term capital appreciation through investment primarily in equity & equity related instrument.

Assets Mix (In %)	Min	Max	Actual	AUM (In Crs)
Equity	35	60	46.51	1.14
Debt	25	65	37.64	0.92
Money Market	0	40	15.85	0.39
Total			100	2.45

FUND PERFORMANCE*

Returns	1 Mth	6 Mths	1 yr	2 yrs	3 yrs	Inception
Group Growth Plus Fund	0.26%	6.77%	15.79%	12.09%	9.64%	11.83%
Benchmark	0.19%	5.81%	14.29%	10.65%	9.08%	9.53%

FUND DESCRIPTION

Fund Manager Name	No of Funds Managed		
	Equity	Debt	Balanced
Mr. Devesh R Dokwal	5	0	8
Mr. Raghavan MJ	12	10	8
Launch Date	25-Sep-09		
Benchmark	Nifty 50 (45%) CompBex (55%)		
Risk Profile	High		
NAV as on 31-Dec-24	54.6607		
Modified Duration	5.60		

This fund option is available under SBI Life - Kalyan ULIP Plus (UIN:111L079V01) (withdrawn product) & SBI Life - Kalyan ULIP (UIN:111L052V01) (withdrawn product)

ASSET CATEGORY

Equity	% of AUM
HDFC Bank Ltd.	5.24%
ICICI Bank Ltd	3.80%
Reliance Industries Ltd.	3.49%
Infosys Limited	2.52%
Larsen & Toubro Ltd.	1.90%
ITC Ltd.	1.75%
Bharti Airtel Ltd.Partly Paid 1.25	1.48%
Mahindra & Mahindra Ltd.	1.32%
Axis Bank Ltd.	1.12%
ZF Commercial Vehicle Control Systems India Ltd	0.97%
Others	22.94%
Total	46.51%

Government Securities	% of AUM
7.18% GOI CG 24-07-2037	37.64%

Total	37.64%
--------------	---------------

Money Market	15.85%
--------------	--------

Grand Total	100%
--------------------	-------------

TOP 10 INDUSTRY SECTOR



Information Service Activities	1.23%
Mfg Of Basic Metals	1.47%
Telecommunications	1.48%
Mfg Of Pharm,Chemical & Botanical Products	1.66%
Mfg Of Tobacco Products	1.75%
Civil Engineering	1.90%
Mfg Of Motor Vehicles, Trailers & Semi-Trailers	3.37%
Mfg Of Coke & Refined Petroleum Products	3.86%
Computer Program, Consult & Related Activities	4.90%
Financial & insurance Activities	16.54%
Others	61.85%

DEBT RATING PROFILE

100.00%



SOVEREIGN

 Debt fund manager, managing debt portion of Equity, Debt and Balanced oriented fund.
 Equity fund manager, managing equity portion of Equity, Debt and Balanced oriented fund.

*i) Returns less than or equal to one year are absolute returns. Returns greater than a year are in terms of Compound Annual Growth Rate (CAGR) is expressed as a percentage rounded to the nearest 0.1%.

ii) Past performance of any of the funds is not indicative of their future performance.

GROUP BALANCED PLUS FUND (SFIN - ULGF002160709GRPBAL+FND111) as on 31 December 2024

INVESTMENT OBJECTIVE: To provide a balance between long term capital appreciation and current income through a blend of investment in equity/ equity related instruments and fixed income instruments.

Assets Mix (In %)	Min	Max	Actual	AUM (In Crs)
Equity	20	35	26.40	1.32
Debt	40	80	56.41	2.82
Money Market	0	40	17.19	0.86
Total			100	5.00

FUND PERFORMANCE*

Returns	1 Mth	6 Mths	1 yr	2 yrs	3 yrs	Inception
Group Balanced Plus Fund	0.35%	5.33%	13.14%	10.50%	8.21%	10.38%
Benchmark	0.36%	5.24%	12.18%	9.54%	7.73%	8.93%

FUND DESCRIPTION

Fund Manager Name	No of Funds Managed		
	Equity	Debt	Balanced
Mr. Devesh R Dokwal	5	0	8
Mr. Raghavan MJ	12	10	8
Launch Date	16-Jul-09		
Benchmark	Nifty 50 (25%) CompBex (75%)		
Risk Profile	Medium to High		
NAV as on 31-Dec-24	45.6838		
Modified Duration	5.98		

This fund option is available under SBI Life - Kalyan ULIP Plus (UIN:111L079V01) (withdrawn product) & SBI Life - Kalyan ULIP (UIN:111L052V01) (withdrawn product)

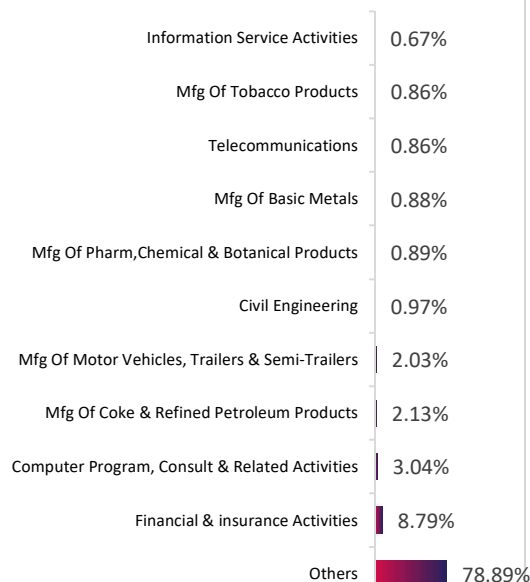
ASSET CATEGORY

Equity	% of AUM
HDFC Bank Ltd.	2.68%
ICICI Bank Ltd	2.11%
Reliance Industries Ltd.	1.93%
Infosys Limited	1.45%
Larsen & Toubro Ltd.	0.97%
Bharti Airtel Ltd. Partly Paid 1.25	0.86%
ITC Ltd.	0.86%
Mahindra & Mahindra Ltd.	0.68%
ZF Commercial Vehicle Control Systems India Ltd	0.57%
Axis Bank Ltd.	0.54%
Others	13.74%
Total	26.40%

Government Securities	% of AUM
7.18% GOI CG 24-07-2037	51.29%
7.18% GOI CG 14-08-2033	5.12%
Total	56.41%

Money Market	17.19%
--------------	--------

Grand Total	100%
--------------------	-------------

TOP 10 INDUSTRY SECTOR

DEBT RATING PROFILE


Debt fund manager, managing debt portion of Equity, Debt and Balanced oriented fund.
Equity fund manager, managing equity portion of Equity, Debt and Balanced oriented fund.

*i) Returns less than or equal to one year are absolute returns. Returns greater than a year are in terms of Compound Annual Growth Rate (CAGR) is expressed as a percentage rounded to the nearest 0.1%.
ii) Past performance of any of the funds is not indicative of their future performance.

GROUP SHORT TERM PLUS FUND (SFIN - ULGF007180711GRPSHT+FND111) as on 31 December 2024

INVESTMENT OBJECTIVE: To provide suitable returns through low risk investment with no exposure in the equity market.


Assets Mix (In %)	Min	Max	Actual	AUM (In Crs)
Debt	25	100	0.00	0.00
Money Market	0	75	0.00	0.00
Total			0.00	0.00

FUND DESCRIPTION

Fund Manager Name	No of Funds Managed		
	Equity	Debt	Balanced
Mr. Raghavan MJ	12	10	8
Launch Date	18-Jun-11		
Benchmark	Crisil CompBex		
Risk Profile	Low		
NAV as on 31-Dec-24	22.8132		
Modified Duration	0.00		

This fund option is available under SBI Life - Kalyan ULIP Plus (UIN:111L079V01) (withdrawn product) & SBI Life - Kalyan ULIP (UIN:111L052V01) (withdrawn product)

 Debt fund manager, managing debt portion of Equity, Debt and Balanced oriented fund.

 Equity fund manager, managing equity portion of Equity, Debt and Balanced oriented fund.

*i) Returns less than or equal to one year are absolute returns. Returns greater than a year are in terms of Compound Annual Growth Rate (CAGR) is expressed as a percentage rounded to the nearest 0.1%.

ii) Past performance of any of the funds is not indicative of their future performance.

GROUP DEBT PLUS FUND II (SFIN - ULGF011200913GRDBT+FND2111) as on 31 December 2024

INVESTMENT OBJECTIVE: To provide To provide an accumulation of income through substantial investment in the fixed income instrument.

Assets Mix (In %)	Min	Max	Actual	AUM (In Crs)
Equity	0	20	9.75	16.77
Debt	40	100	87.60	150.66
Money Market	0	40	2.65	4.55
Total			100	171.98

FUND PERFORMANCE*

Returns	1 Mth	6 Mths	1 yr	2 yrs	3 yrs	Inception
Group Debt Plus Fund II	0.57%	5.11%	11.33%	8.96%	6.73%	8.73%
Benchmark	0.48%	4.79%	10.56%	8.68%	6.68%	8.79%

FUND DESCRIPTION

Fund Manager Name	No of Funds Managed		
	Equity	Debt	Balanced
Mr. Devesh R Dokwal	5	0	8
Mr. Raghavan MJ	12	10	8
Launch Date	31-Mar-14		
Benchmark	Nifty 50 (10%) CompBex (90%)		
Risk Profile	Low to Medium		
NAV as on 31-Dec-24	24.4515		
Modified Duration	6.89		

This fund option is available under SBI Life - Kalyan ULIP Plus (UIN:111L079V03) & SBI Life - Kalyan ULIP Plus (UIN:111L079V02) (withdrawn product)

ASSET CATEGORY

Equity	% of AUM
HDFC Bank Ltd.	1.23%
ICICI Bank Ltd	0.79%
Infosys Limited	0.74%
Reliance Industries Ltd.	0.62%
Bharti Airtel Ltd.Partly Paid 1.25	0.46%
Axis Bank Ltd.	0.43%
India Shelter Finance Corporation Limited	0.31%
Jupiter Life Line Hospitals Ltd.	0.25%
Mahindra & Mahindra Ltd.	0.20%
Larsen & Toubro Ltd.	0.20%
Others	4.54%
Total	9.75%

Corporate Debt	% of AUM
7.78% Sundaram Fin B & D 26-03-2031 U 15	4.02%
8.70% REC Limited B & D 28-09-2028 GOI-IV	3.17%
7.49% IRFC B & D 30-05-2027 120	2.33%
8.27% REC Limited B & D 06-02-2025 130	0.87%
8.49% NTPCLimited B & D 25-03-2025	0.00%

Total	10.39%
--------------	---------------

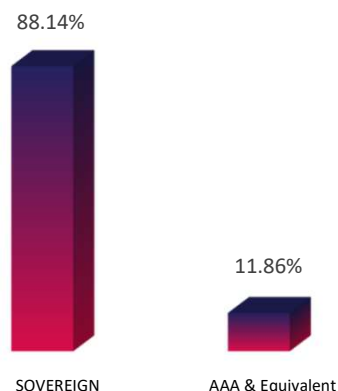
Government Securities	% of AUM
7.18% GOI CG 24-07-2037	41.66%
7.18% GOI CG 14-08-2033	12.50%
7.10% GOI CG 08-04-2034	8.32%
6.54% GOI CG 17-01-2032	5.58%
7.54% GOI CG 23-05-2036	3.06%
7.30% GOI CG 19-06-2053	3.01%
7.23% GoI Cg 15-04-2039	1.80%
7.25% GOI CG 12-06-2063	1.19%
7.26% GOI CG 22-08-2032	0.09%



Total	77.21%
--------------	---------------

Money Market	2.65%
---------------------	--------------

Grand Total	100%
--------------------	-------------

TOP 10 INDUSTRY SECTOR

DEBT RATING PROFILE


 Debt fund manager, managing debt portion of Equity, Debt and Balanced oriented fund.
 Equity fund manager, managing equity portion of Equity, Debt and Balanced oriented fund.

*i) Returns less than or equal to one year are absolute returns. Returns greater than a year are in terms of Compound Annual Growth Rate (CAGR) is expressed as a percentage rounded to the nearest 0.1%.

ii) Past performance of any of the funds is not indicative of their future performance.

GROUP BALANCED PLUS FUND II (SFIN - ULGF010200913GRBAL+FND2111) as on 31 December 2024

INVESTMENT OBJECTIVE: To provide a balance between long term capital appreciation and current income through a blend of investment in equity/ equity related instruments and fixed income instruments.

Assets Mix (In %)	Min	Max	Actual	AUM (In Crs)
Equity	20	35	25.17	49.06
Debt	40	80	67.03	130.68
Money Market	0	40	7.80	15.20
Total			100	194.95

FUND PERFORMANCE*

Returns	1 Mth	6 Mths	1 yr	2 yrs	3 yrs	Inception
Group Balanced Plus Fund II	0.43%	6.01%	13.51%	10.52%	8.12%	9.46%
Benchmark	0.36%	5.24%	12.18%	9.54%	7.73%	9.14%

FUND DESCRIPTION

Fund Manager Name	No of Funds Managed		
	Equity	Debt	Balanced
Mr. Devesh R Dokwal	5	0	8
Mr. Raghavan MJ	12	10	8
Launch Date	14-Oct-14		
Benchmark	Nifty 50 (25%) CompBex (75%)		
Risk Profile	Medium to High		
NAV as on 31-Dec-24	25.0083		
Modified Duration	6.40		

This fund option is available under SBI Life - Kalyan ULIP Plus (UIN:111L079V03) & SBI Life - Kalyan ULIP Plus (UIN:111L079V02) (withdrawn product)

ASSET CATEGORY

Equity	% of AUM
HDFC Bank Ltd.	2.55%
ICICI Bank Ltd	1.97%
Reliance Industries Ltd.	1.72%
Infosys Limited	1.41%
Bharti Airtel Ltd.Partly Paid 1.25	0.90%
ITC Ltd.	0.87%
Larsen & Toubro Ltd.	0.76%
Mahindra & Mahindra Ltd.	0.72%
Axis Bank Ltd.	0.71%
Cholamandalam Financial Holdings Ltd	0.58%
Others	12.98%
Total	25.17%

Corporate Debt	% of AUM
7.78% Sundaram Fin B & D 26-03-2031 U 15	1.77%
8.95% PFC B & D 30-03-2025 64.III	1.13%
8.70% REC Limited B & D 28-09-2028 GOI-IV	1.07%
8.27% REC Limited B & D 06-02-2025 130	0.51%
8.49% NTPCLimited B & D 25-03-2025	0.00%
Total	4.49%

Government Securities	% of AUM
7.18% GOI CG 24-07-2037	31.77%
7.18% GOI CG 14-08-2033	11.16%
7.10% GOI CG 08-04-2034	4.59%
7.26% GOI CG 22-08-2032	4.08%
6.54% GOI CG 17-01-2032	3.48%
7.30% GOI CG 19-06-2053	3.19%
7.54% GOI CG 23-05-2036	2.70%
7.25% GOI CG 12-06-2063	1.05%
8.27% Tamil Nadu SDL 12-08-2025	0.52%

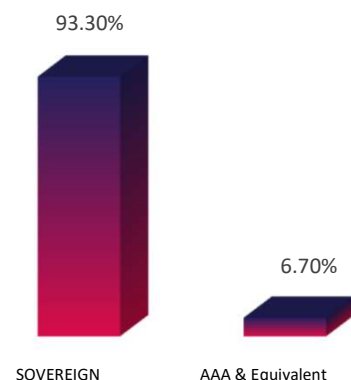
Total	62.54%
--------------	---------------



Money Market	7.80%
---------------------	--------------

Grand Total	100%
--------------------	-------------

TOP 10 INDUSTRY SECTOR

Mfg Of Basic Metals	0.61%
Mfg Of Chemicals & Chemical Products	0.65%
Civil Engineering	0.76%
Mfg Of Tobacco Products	0.87%
Telecommunications	0.90%
Mfg Of Pharm,Chemical & Botanical Products	1.10%
Mfg Of Motor Vehicles, Trailers & Semi-Trailers	1.58%
Mfg Of Coke & Refined Petroleum Products	1.88%
Computer Program, Consult & Related Activities	2.88%
Financial & insurance Activities	13.48%
Others	75.29%

DEBT RATING PROFILE


 Debt fund manager, managing debt portion of Equity, Debt and Balanced oriented fund.
 Equity fund manager, managing equity portion of Equity, Debt and Balanced oriented fund.

*i) Returns less than or equal to one year are absolute returns. Returns greater than a year are in terms of Compound Annual Growth Rate (CAGR) is expressed as a percentage rounded to the nearest 0.1%.

ii) Past performance of any of the funds is not indicative of their future performance.

GROUP GROWTH PLUS FUND II (ULGF009200913GRGRT+FND2111) as on 31 December 2024

INVESTMENT OBJECTIVE: To provide long term capital appreciation through investment primarily in equity & equity related instrument.

Assets Mix (In %)	Min	Max	Actual	AUM (In Crs)
Equity	35	60	44.02	12.06
Debt	25	65	43.95	12.04
Money Market	0	40	12.03	3.30
Total			100	27.40

FUND PERFORMANCE*

Returns	1 Mth	6 Mths	1 yr	2 yrs	3 yrs	Inception
Group Growth Plus Fund II	0.40%	6.66%	15.45%	12.09%	9.93%	10.05%
Benchmark	0.19%	5.81%	14.29%	10.65%	9.08%	9.35%

FUND DESCRIPTION

Fund Manager Name	No of Funds Managed		
	Equity	Debt	Balanced
Mr. Devesh R Dokwal	5	0	8
Mr. Raghavan MJ	12	10	8
Launch Date	04-Mar-15		
Benchmark	Nifty 50 (45%) CompBex (55%)		
Risk Profile	High		
NAV as on 31-Dec-24	25.4585		
Modified Duration	7.06		

This fund option is available under SBI Life - Kalyan ULIP Plus (UIN:111L079V03) & SBI Life - Kalyan ULIP Plus (UIN:111L079V02) (withdrawn product)

ASSET CATEGORY

Equity	% of AUM
HDFC Bank Ltd.	4.16%
ICICI Bank Ltd	2.68%
Infosys Limited	1.88%
Bharti Airtel Ltd.Partly Paid 1.25	1.77%
Larsen & Toubro Ltd.	1.70%
Reliance Industries Ltd.	1.66%
ITC Ltd.	1.57%
Axis Bank Ltd.	1.38%
Cholamandalam Financial Holdings Ltd	1.31%
Mahindra & Mahindra Ltd.	1.27%
Others	24.65%
Total	44.02%

Corporate Debt	% of AUM
8.70% REC Limited B & D 28-09-2028 GOI-IV	0.38%
8.95% PFC B & D 30-03-2025 64.III	0.37%

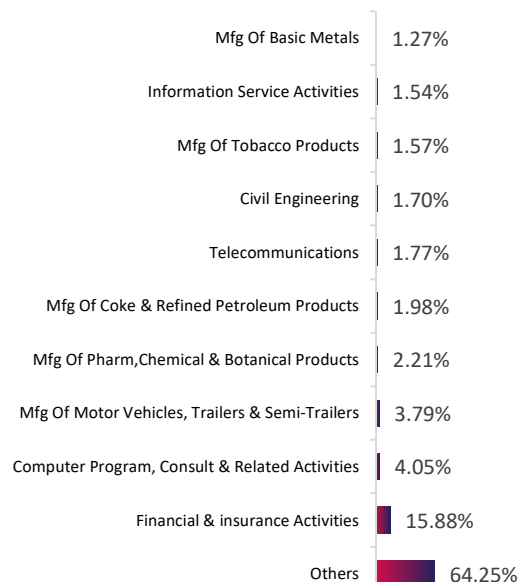
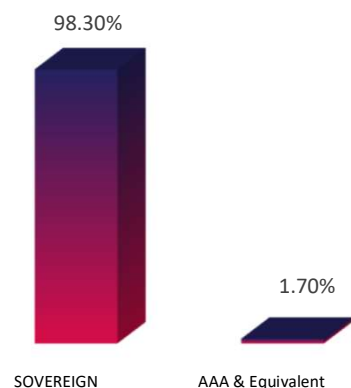
Total	0.75%
--------------	--------------

Government Securities	% of AUM
7.30% GOI CG 19-06-2053	18.90%
7.18% GOI CG 14-08-2033	13.07%
7.18% GOI CG 24-07-2037	7.11%
7.26% GOI CG 22-08-2032	2.25%
7.25% GOI CG 12-06-2063	1.87%

Total	43.20%
--------------	---------------

Money Market	12.03%
---------------------	---------------

Grand Total	100%
--------------------	-------------

TOP 10 INDUSTRY SECTOR

DEBT RATING PROFILE


* Debt fund manager, managing debt portion of Equity, Debt and Balanced oriented fund.

* Equity fund manager, managing equity portion of Equity, Debt and Balanced oriented fund.

*i) Returns less than or equal to one year are absolute returns. Returns greater than a year are in terms of Compound Annual Growth Rate (CAGR) is expressed as a percentage rounded to the nearest 0.1%.

ii) Past performance of any of the funds is not indicative of their future performance.

GROUP SHORT TERM PLUS FUND II (SFIN - ULGF013200913GRSHT+FND2111) as on 31 December 2024

INVESTMENT OBJECTIVE: To provide suitable returns through low risk investment with no exposure in the equity market.

Assets Mix (In %)	Min	Max	Actual	AUM (In Crs)
Debt	25	100	96.96	14.60
Money Market	0	75	3.04	0.46
Total			100	15.05

FUND PERFORMANCE*

Returns	1 Mth	6 Mths	1 yr	2 yrs	3 yrs	Inception
Group Short Term Plus Fund II	0.52%	4.61%	10.22%	8.27%	6.35%	7.36%
Benchmark	0.56%	4.47%	9.47%	8.09%	5.96%	7.58%

FUND DESCRIPTION

Fund Manager Name	No of Funds Managed		
	Equity	Debt	Balanced
Mr. Raghavan MJ	12	10	8
Launch Date	31-Mar-15		
Benchmark	Crisil CompBex		
Risk Profile	Low		
NAV as on 31-Dec-24	19.8833		
Modified Duration	7.63		

This fund option is available under SBI Life - Kalyan ULIP Plus (UIN:111L079V03) & SBI Life - Kalyan ULIP Plus (UIN:111L079V02) (withdrawn product)

ASSET CATEGORY

Government Securities	% of AUM
7.18% GOI CG 14-08-2033	61.19%
7.30% GOI CG 19-06-2053	28.90%
7.72% Tamil Nadu SDL 10-01-2034 SGS	4.88%
6.79% GOI CG 07-10-2034	2.00%
Total	96.96%
Money Market	3.04%
Grand Total	100%

DEBT RATING PROFILE

100.00%



SOVEREIGN

* Debt fund manager, managing debt portion of Equity, Debt and Balanced oriented fund.

* Equity fund manager, managing equity portion of Equity, Debt and Balanced oriented fund.

*) Returns less than or equal to one year are absolute returns. Returns greater than a year are in terms of Compound Annual Growth Rate (CAGR) is expressed as a percentage rounded to the nearest 0.1%.

ii) Past performance of any of the funds is not indicative of their future performance.

GROUP MONEY MARKET PLUS FUND (SFIN - ULGF008030613GRPMNMTFND111) as on 31 December 2024

INVESTMENT OBJECTIVE: The objective of this fund is to park the funds in liquid and safe instruments so as to avoid market risk on a long term basis.

Assets Mix (In %)	Min	Max	Actual	AUM (In Crs)
Money Market	0	100	0.00	0.00
Total			0.00	0.00

FUND PERFORMANCE*

Returns	1 Mth	6 Mths	1 yr	2 yrs	3 yrs	Inception
Group Money Market Plus Fund	0.00%	0.00%	0.00%	0.00%	0.96%	3.08%
Benchmark	0.57%	3.62%	7.41%	7.21%	6.24%	5.89%

FUND DESCRIPTION

Fund Manager Name	No of Funds Managed		
	Equity	Debt	Balanced
Mr. Raghavan MJ	12	10	8
Launch Date	18-Sep-17		
Benchmark	CRISIL T-Bill Index		
Risk Profile	Low		
NAV as on 31-Dec-24	12.4434		
Modified Duration	0.00		

This fund option is available under SBI Life - Kalyan ULIP Plus (UIN:111L079V03) & SBI Life - Kalyan ULIP Plus (UIN:111L079V02) (withdrawn product)

*i) Debt fund manager, managing debt portion of Equity, Debt and Balanced oriented fund.

ii) Equity fund manager, managing equity portion of Equity, Debt and Balanced oriented fund.

*i) Returns less than or equal to one year are absolute returns. Returns greater than a year are in terms of Compound Annual Growth Rate (CAGR) is expressed as a percentage rounded to the nearest 0.1%.

ii) Past performance of any of the funds is not indicative of their future performance.

GROUP STO PLUS FUND II (SFIN - ULGF012200913GRSTOPLUS2111) as on 31 December 2024

INVESTMENT OBJECTIVE: The objective of this fund is to park the funds in liquid The objective of this fund is to park the funds in liquid and safe instruments for a temporary period so as to minimize risk linked to market volatility at the time of investment & then systematically transferred to Group Growth Plus Fund.

Assets Mix (In %)	Min	Max	Actual	AUM (In Crs)
Money Market	0	100	0.00	0.00
Total			0.00	0.00

FUND PERFORMANCE*


Returns	1 Mth	6 Mths	1 yr	2 yrs	3 yrs	Inception
Group STO Plus Fund II	0.00%	0.00%	0.00%	0.00%	0.00%	0.22%
Benchmark	0.57%	3.62%	7.41%	7.21%	6.24%	5.82%

FUND DESCRIPTION

Fund Manager Name	No of Funds Managed		
	Equity	Debt	Balanced
Mr. Raghavan MJ	12	10	8
Launch Date	05-Sep-18		
Benchmark	CRISIL T-Bill Index		
Risk Profile	Low		
NAV as on 31-Dec-24	10.1404		
Modified Duration	0.00		

This fund option is available under SBI Life - Kalyan ULIP Plus (UIN:111L079V03) & SBI Life - Kalyan ULIP Plus (UIN:111L079V02) (withdrawn product)

 Debt fund manager, managing debt portion of Equity, Debt and Balanced oriented fund.

 Equity fund manager, managing equity portion of Equity, Debt and Balanced oriented fund.

*i) Returns less than or equal to one year are absolute returns. Returns greater than a year are in terms of Compound Annual Growth Rate (CAGR) is expressed as a percentage rounded to the nearest 0.1%.

ii) Past performance of any of the funds is not indicative of their future performance.

SBI Life - Group Retirement Fund – Traditional as on 31 December 2024

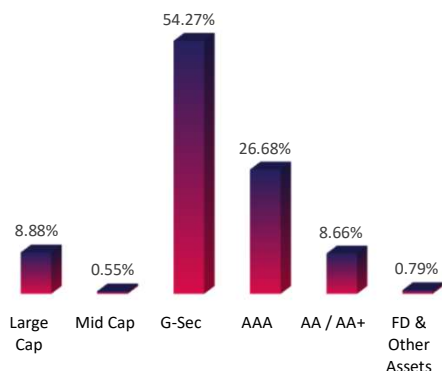
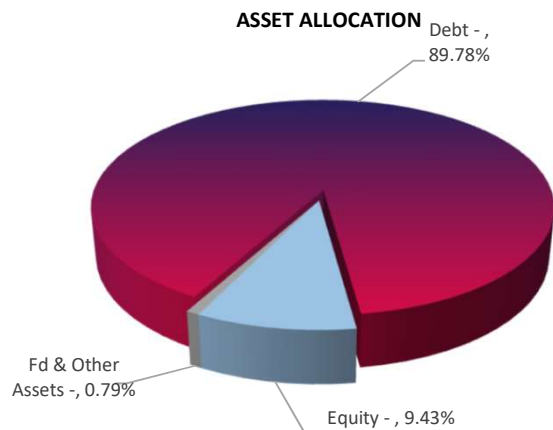
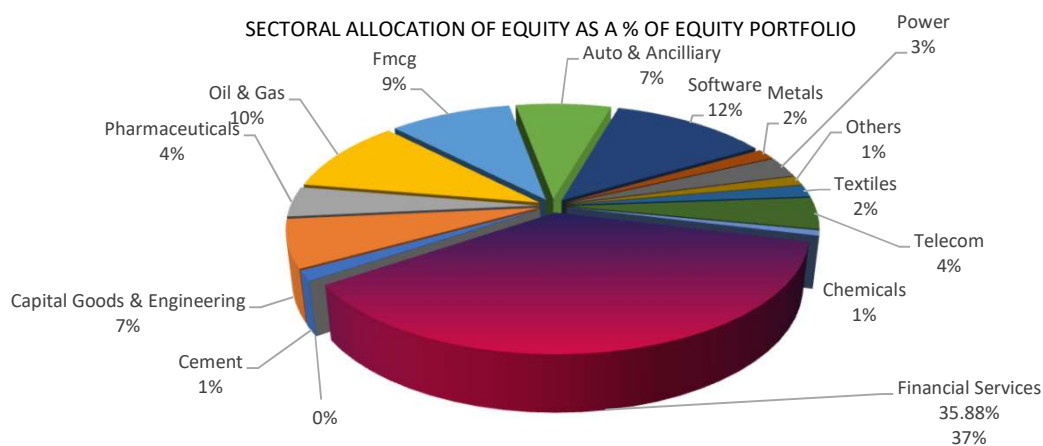
INVESTMENT OBJECTIVE: The investment objective of the Group Retirement Fund is capital protection and to provide optimal return to the policyholders on a consistent basis within a reasonable risk framework.

FUND DETAILS

Group Retirement Fund	Yield (p.a.)	
Financial Year	Min	Max
FY 2023-24	7.10%	7.65%
FY 2022-23	7.40%	7.90%
FY 2021-22	7.30%	7.65%
FY 2020-21	7.15%	7.50%
FY 2019-20	7.50%	7.85%
FY 2018-19	7.85%	8.20%
FY 2017-18	8.25%	8.60%
FY 2016-17	8.10%	8.60%
FY 2015-16	8.75%	9.10%
FY 2014-15	9.00%	9.50%
FY 2013-14	9.00%	9.50%
FY 2012-13	9.00%	9.50%
FY 2011-12	8.75%	9.60%
FY 2010-11	9.00%	9.60%
FY 2009-10	9.00%	9.60%
FY 2008-09	8.15%	9.25%
FY 2007-08	10.00%	11.00%
FY 2006-07	9.50%	10.20%
FY 2005-06	10.80%	11.80%
FY 2004-05	10.17%	11.17%
FY 2003-04	11.50%	12.50%

FUND DESCRIPTION

Launch Date	01-Sep-03
Modified Duration	5.25

ASSET ALLOCATION

ASSET ALLOCATION

SECTORAL ALLOCATION OF EQUITY AS A % OF EQUITY PORTFOLIO


Past performance of the fund is not indicative of its future performance

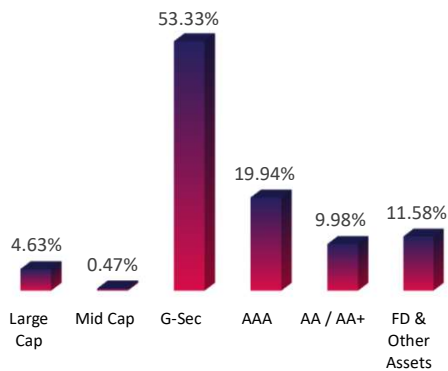
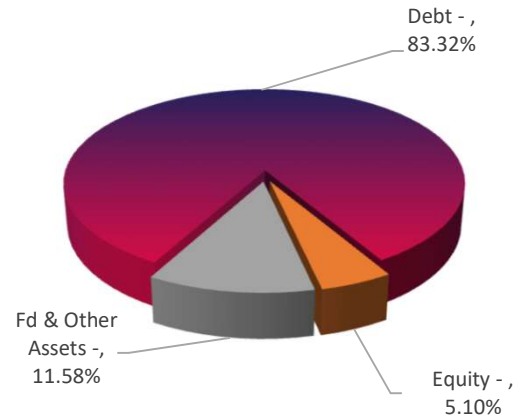
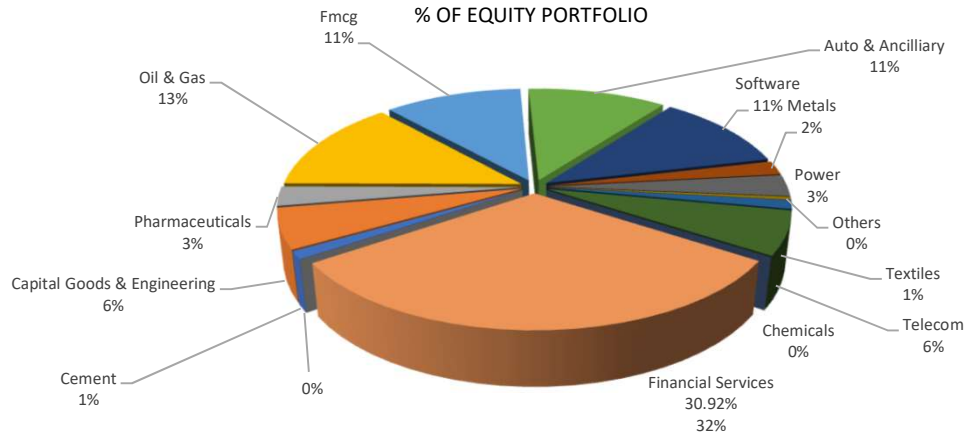
SBI Life – CapAssure Gold Fund – Traditional (SAIN : 111N091V01001) as on 31 December 2024

INVESTMENT OBJECTIVE: The investment objective of the CapAssure Gold Fund is capital protection and to provide optimal return to the policyholders on a consistent basis within a reasonable risk framework.

FUND DESCRIPTION

Launch Date	October 2013
Modified Duration	5.19
AUM as on 31-Dec-24	₹ 1803.08 crores

This fund option is available under SBI Life CapAssure Gold (UIN:111N091V01) (withdrawn product)

ASSET ALLOCATION

ASSET ALLOCATION

SECTORAL ALLOCATION OF EQUITY AS A % OF EQUITY PORTFOLIO


Past performance of the fund is not indicative of its future performance

SBI Life – CapAssure Gold Fund II– Traditional (SAIN : 111N091V02004) as on 31 December 2024

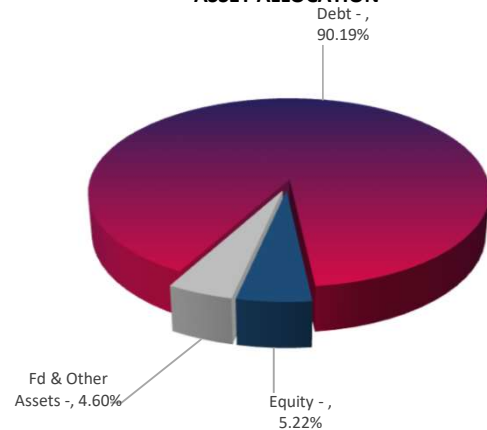
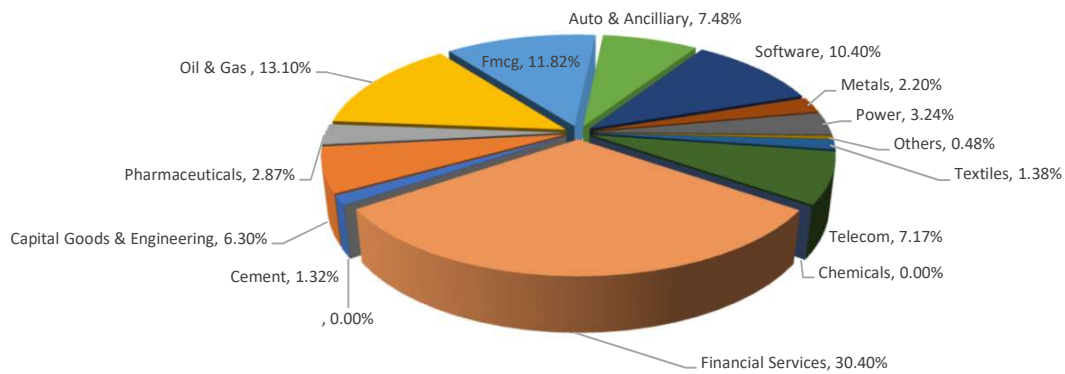
INVESTMENT OBJECTIVE The investment objective of the CapAssure Gold Fund II is capital protection and to provide optimal return to the policyholders on a consistent basis within a reasonable risk framework.

FUND DESCRIPTION

Launch Date	April 2017
Modified Duration	3.67
AUM as on 31-Dec-24	₹ 141.41 crores

This fund option is available under SBI Life - CapAssure Gold (UIN:111N091V02) (withdrawn product)

ASSET ALLOCATION

ASSET ALLOCATION

SECTORAL ALLOCATION OF EQUITY AS A % OF EQUITY PORTFOLIO


Past performance of the fund is not indicative of its future performance

Risk Factors:

1. IN UNIT LINKED POLICIES, THE INVESTMENT RISK IN INVESTMENT PORTFOLIO IS BORNE BY THE POLICYHOLDER.
2. Unit Linked Life Insurance products are different from the traditional products and are subject to market risks.
3. Premium paid in unit linked policies are subject to investment risks associated with capital markets and NAVs of the units may go up or down based on the performance of fund and factors influencing the capital market and the insured is responsible for his/her decisions.
4. SBI Life Insurance Co. Ltd. is only the name of the insurance company and the various products offered are only the names of the unit linked life insurance contract and does not in any way indicate the quality of the contract, its future prospects or returns.
5. The various funds offered under SBI Life Unit Linked products are only the names of funds and do not in any way indicate the quality of these funds, their future prospects and returns.
6. Please know the associated risk and applicable charges from your Insurance Advisor or the intermediary or the policy document issued by the insurance company.
7. Funds under Group Linked Insurance products can be surrendered anytime subject to deduction of applicable surrender charges. Please refer to the terms and conditions of your product for further details.
8. "With effect from 1st November 2013, the composition of 'Debt and Money Market Instruments' has been further split in to two separate Asset class 'Debt Instruments' and 'Money Market Instruments' respectively".
9. All benefits payable under this policy are subject to tax laws and other fiscal enactments in-effect from time to time, please consult your tax advisor for details.
10. In case of Retirement Product*, benefits by way of surrender, complete withdrawal or maturity/vesting will be available in the form of annuities except to the extent of commutation of such benefits as allowed under the prevailing Income Tax rules.

* For Retirement products purchase with effect from January 01, 2014.



**BEWARE OF SPURIOUS
PHONE CALLS AND FICTIOUS /
FRADULENT OFFERS**

IRDAI or its officials do not involve in activities like selling insurance policies, announcing bonus or investment of premiums. Public receiving such phone calls are requested to lodge a police complaint.

SBI Life Insurance Company Limited and SBI are separate legal entities.

Trade logo displayed above belongs to State Bank of India and is used by SBI Life under license.

SBI Life Insurance Co. Ltd.

To know more about us

Visit us at www.sbilife.co.in or

Call Toll Free No. 1800 267 9090 (24x7)

Registered Office and Corporate Office: "Natraj", M.V Road & Western Express Highway Junction, Andheri (E), Mumbai-400069

CIN: L99999MH2000PLC129113

Email: info@sbilife.co.in

IRDAI Regn. No. 111

For more details on Risk Factors, Terms & Conditions, please read the sales brochure carefully before concluding a sale